



**Connection Details for:**

**Live-Link™ Camera End Unit**

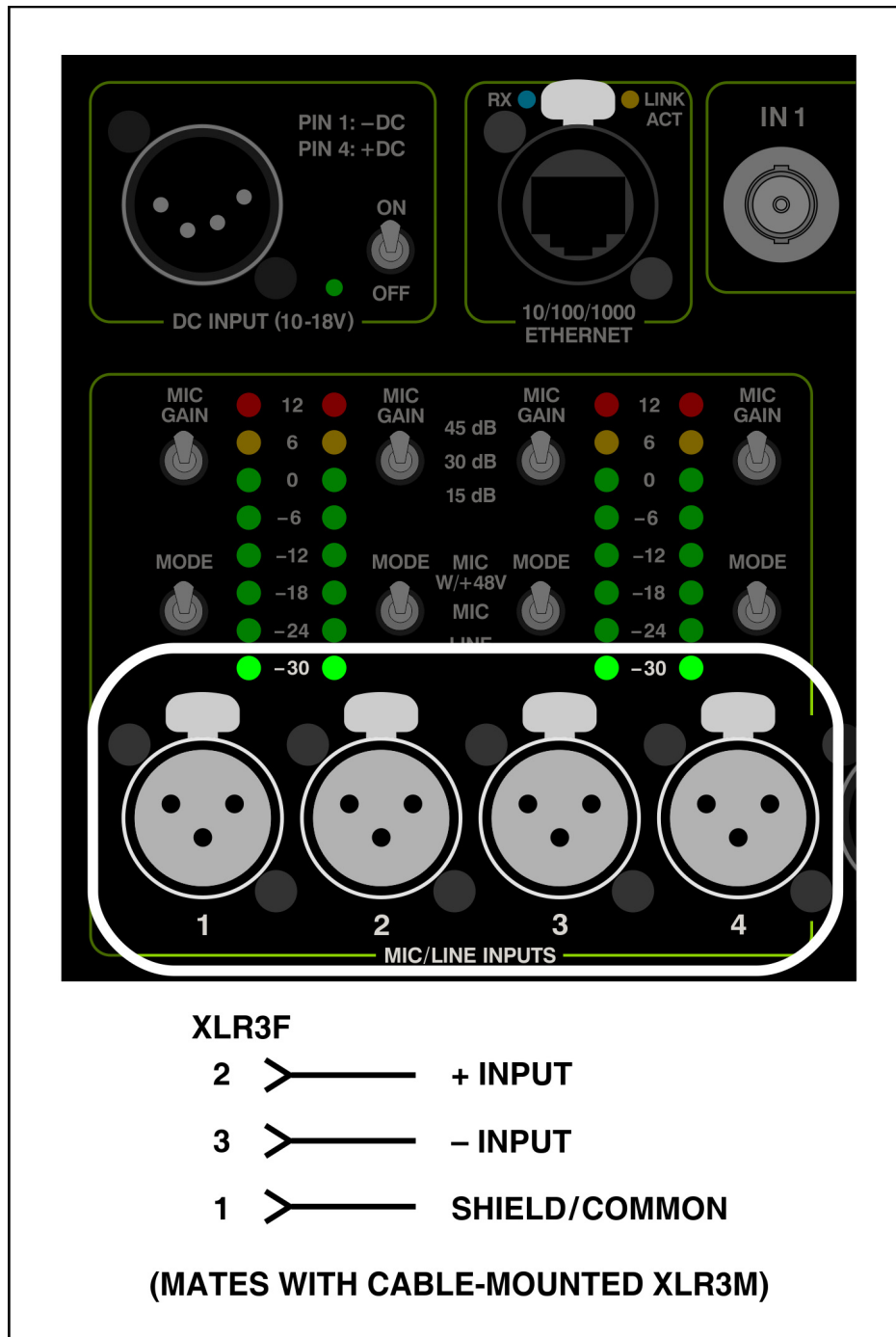
**Order Codes: LL-3G-CA-045/055/065 and LL-3G-CA-046/056/066**

**and**

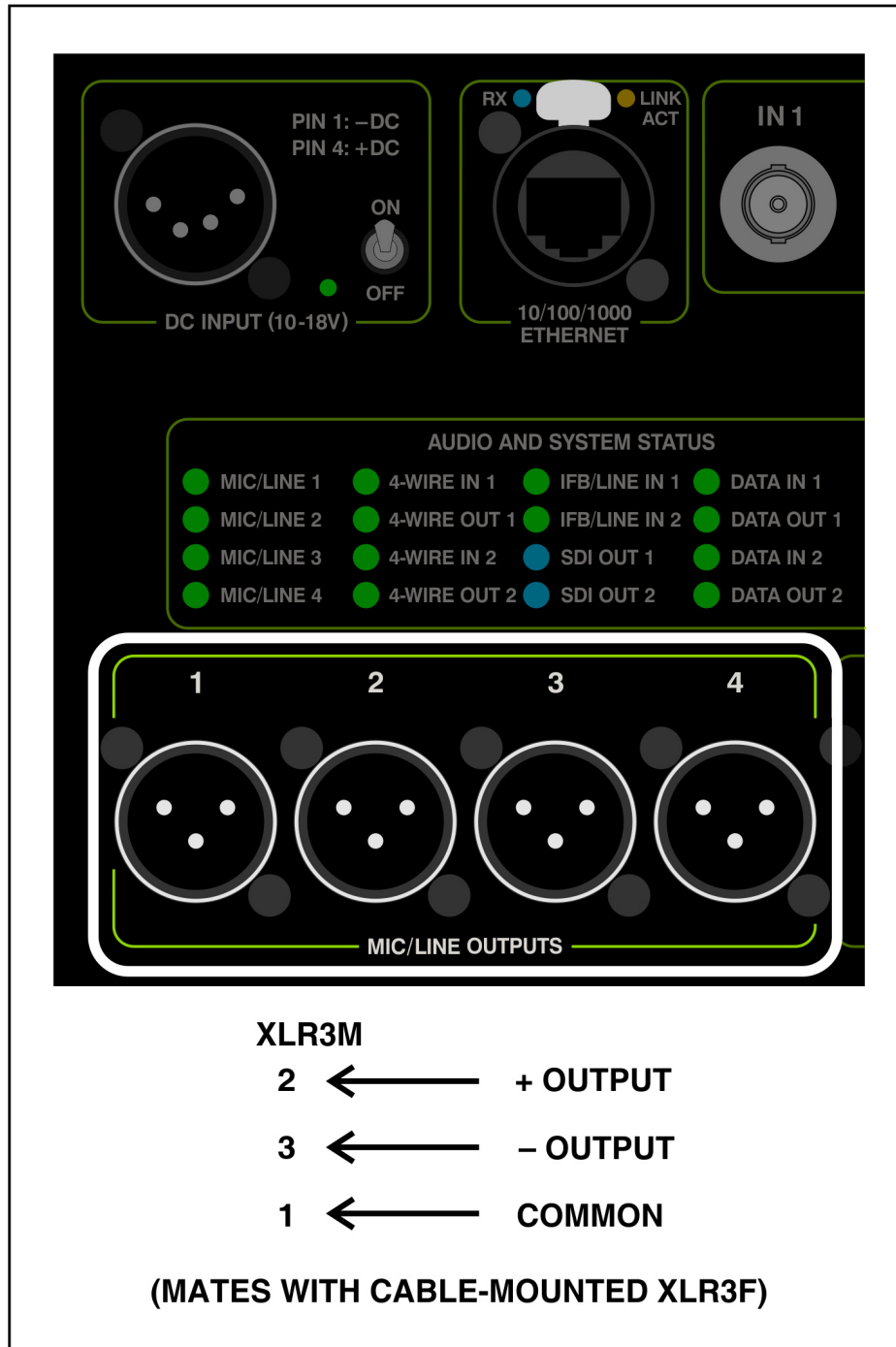
**Live-Link Control Room Unit**

**Order Codes: LL-3G-CR-045/055/065 and LL-3G-CR-046/056/066**


# Mic/Line Inputs 1-4 – Camera End Unit




# Mic/Line Outputs 1-4 – Control Room Unit



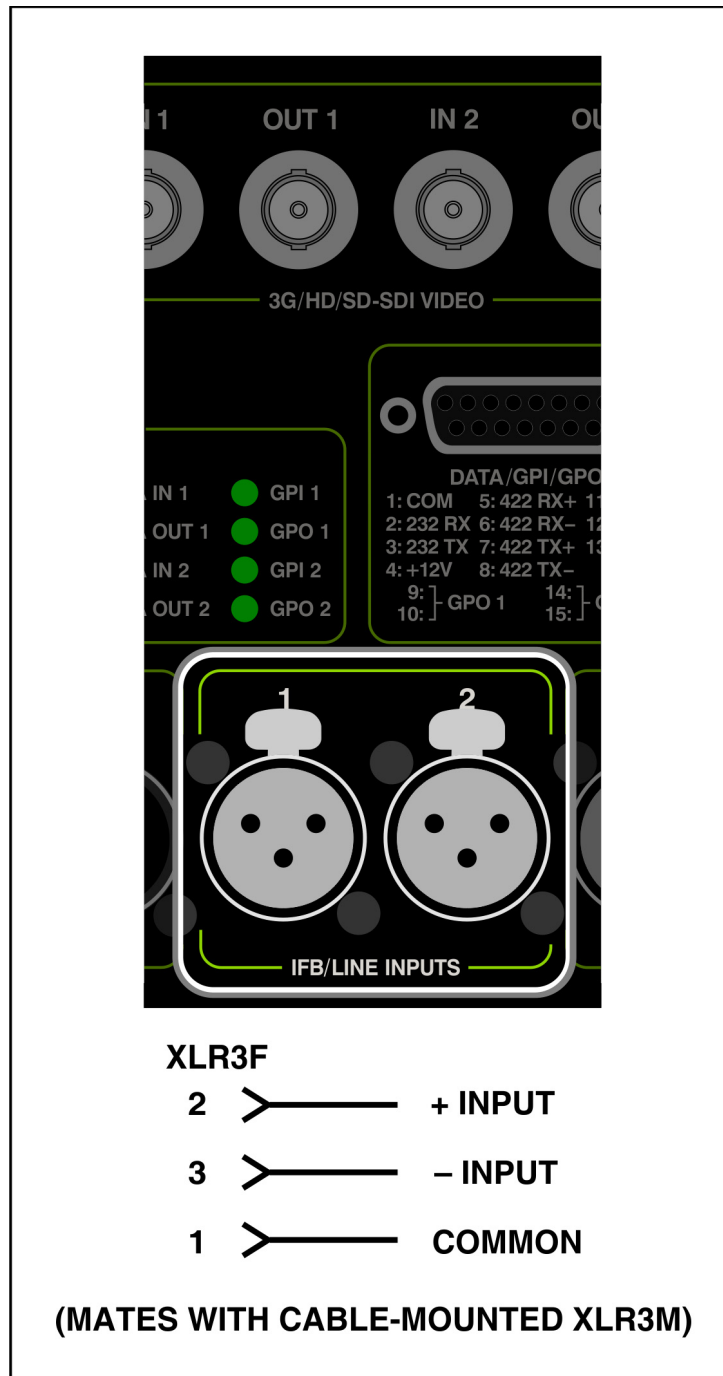
## Line Outputs 1-2 – Camera End Unit




# IFB Output – Camera End Unit




# Line/IFB Inputs 1-2 – Control Room Unit



## 2-Wire Party-Line (PL) Intercom – Camera End Unit



## 4-Wire Intercom Input/Output 1-2 – Control Room Unit



### XLR5F

- 2 > — + INPUT
- 3 > — - INPUT
- 1 > — COMMON
- 4 > — + OUTPUT
- 5 > — - OUTPUT

**(MATES WITH CABLE-MOUNTED XLR5M)**



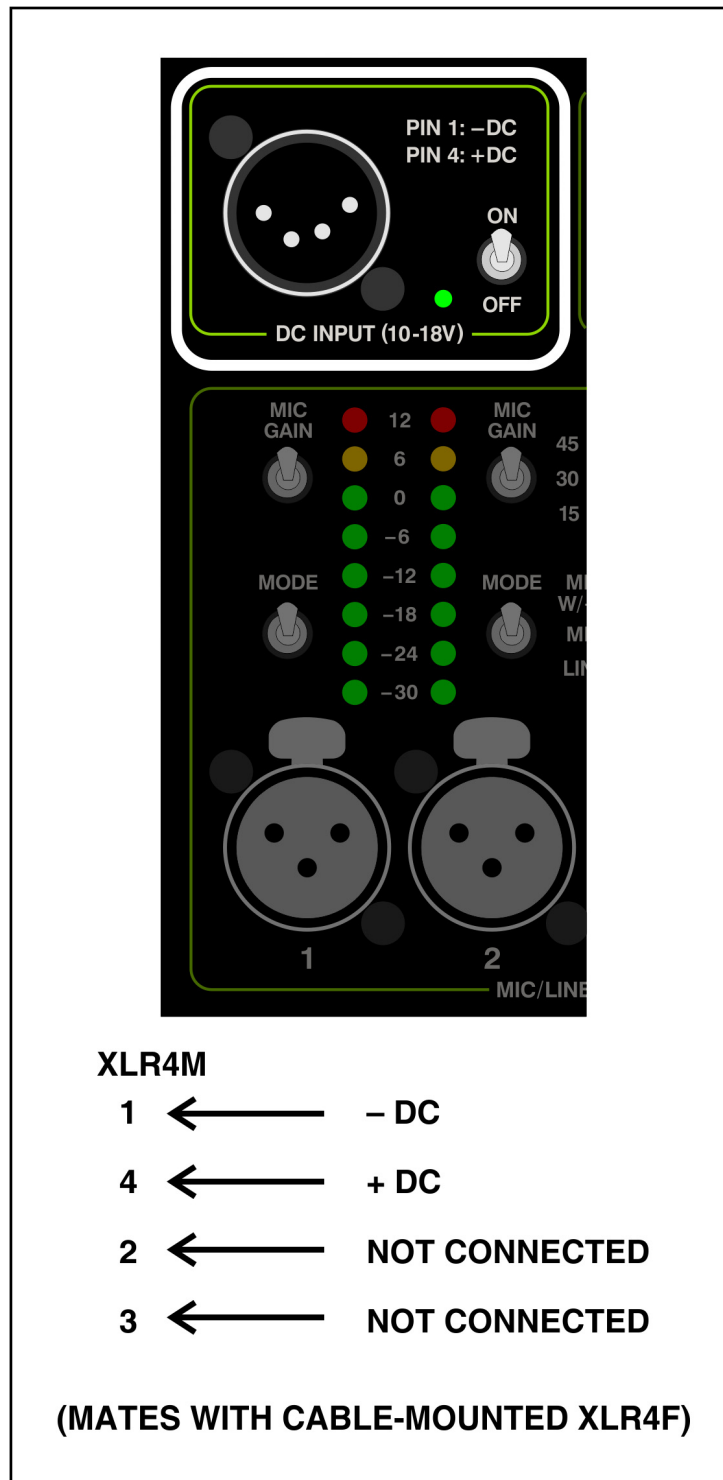
## Optical Output/Input – Camera End and Control Room Units

Camera End Unit shown. Connections are the same for Control Room Unit.



## DC Power Connections – Camera End and Control Room Units

Camera End Unit shown. Connections are the same for Control Room Unit.

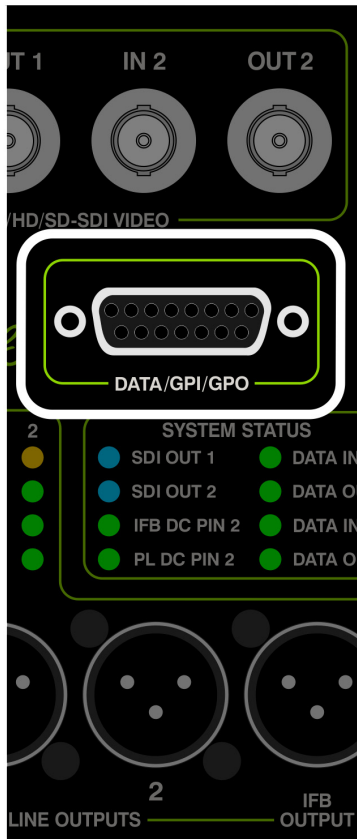


# Data, GPI, GPO, and Aux Power Connections – Camera End and Control Room Units

Camera End Units shown. Connections are the same for Control Room Units. See front panel text on specific Control Room Unit to identify if it is Version 1 or Version 2.

## Version 1 – Original Production Units (two RS-232 and two Aux Power)

## Version 2 – Subsequent Production Units (one RS-232, one RS-422, and one Aux Power)

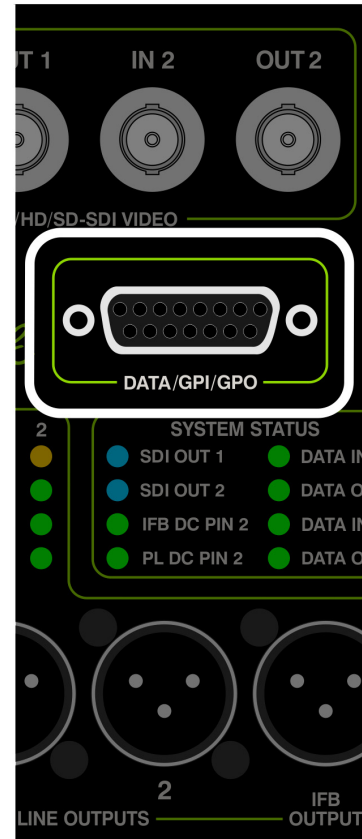


**RS-232 DATA, GPI, GPO,  
AND AUX POWER CONNECTIONS**

**DA15F\* PANEL MOUNT  
(MATES WITH CABLE-MOUNTED DA15M\*)**

- |             |             |           |
|-------------|-------------|-----------|
| 1: COM      | 5: COM      | 11: GPI 1 |
| 2: 232 RX 1 | 6: 232 RX 2 | 12: COM   |
| 3: 232 TX 1 | 7: 232 TX 2 | 13: GPI 2 |
| 4: +12V 1   | 8: +12V 2   |           |
| 9: ]        | 14: ]       |           |
| 10: ]       | 15: ]       |           |
- GPO 1                      GPO 2

**\* ALSO KNOWN (INCORRECTLY) AS DB15 TYPE**



**RS-232 DATA, RS-422 DATA, GPI, GPO,  
AND AUX POWER CONNECTIONS**

**DA15F\* PANEL MOUNT  
(MATES WITH CABLE-MOUNTED DA15M\*)**

- |           |            |           |
|-----------|------------|-----------|
| 1: COM    | 5: 422 RX+ | 11: GPI 1 |
| 2: 232 RX | 6: 422 RX- | 12: COM   |
| 3: 232 TX | 7: 422 TX+ | 13: GPI 2 |
| 4: +12V   | 8: 422 TX- |           |
| 9: ]      | 14: ]      |           |
| 10: ]     | 15: ]      |           |
- GPO 1                      GPO 2

**\* ALSO KNOWN (INCORRECTLY) AS DB15 TYPE**