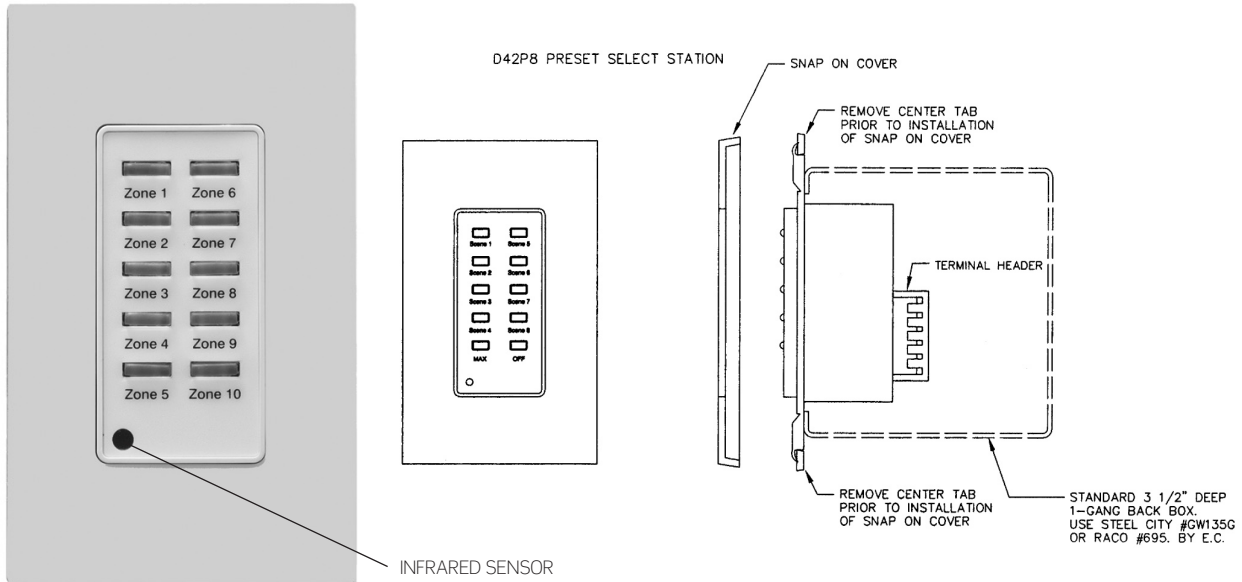


D4200 Remote Stations



APPLICATIONS

There is a complete range of remote control stations available for D4200 systems. Their DECORA® design matches other DECORA® devices, and accepts any of the DECORA® or DECORA® PLUS screwless wallplates. These stations allow remote access to many of the D4200's functions, at multiple locations. Several remote stations can be combined in one location to provide the exact control functions required. Rooms with multiple entrances may use different remote stations at each entry, providing control of the functions that are best suited to that location.

FEATURES

- Remote controls available in 15 different configurations
- Up to 10 pushbuttons for full control, or simple two push button stations where only limited access to controls is desired
- All control switches are back lighted to indicate what has been selected
- Excellent tactile feel, and a "click" you can feel
- Used with Leviton DECORA® PLUS plates there are no visible fasteners
- Most units have an infrared receiver inside, and presets can be selected from a remote hand held infrared transmitter
- As many as 127 units can be operated on one set of control wires
- Only four wires required, two data wires, and two low voltage (12 volt DC) power wires
- All wiring can be Class 2

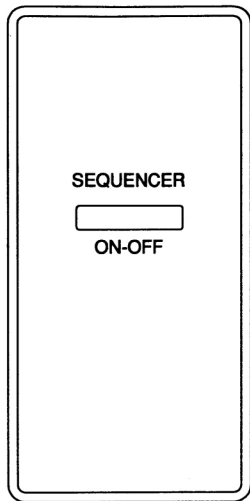
PRODUCT DATA

The D4200 remote control stations are designed to mount in standard, single-gang back boxes. Deep boxes are recommended to provide ample wiring space behind the units.

All stations are designed to accept the Leviton family of DECORA® wallplates, including DECORA® PLUS screwless models, which leave no fasteners exposed. The stations extend many of the functions of a D4200 master control unit to remote locations. For example, in a room with several doors, the main master control might be located at one door while remote stations could be mounted adjacent to the others. This would provide light control from any entrance. The remote location control can be as complex or as simple as needed, depending on the remote stations selected.


000-D42SQ-00W

When the sequencer is used, this station can start or stop the sequence



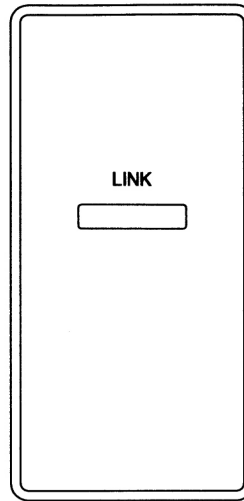
000-D42ET-00W

When the event timer is used, this station can start or stop the event




000-D42LI-NKW

This station can join or separate the controls on two adjacent rooms that have a movable partition between them



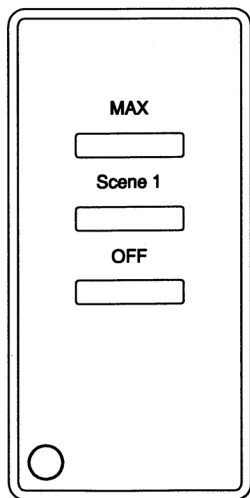
000-D42LO-CKW

This station can lock or unlock a control station at a remote location



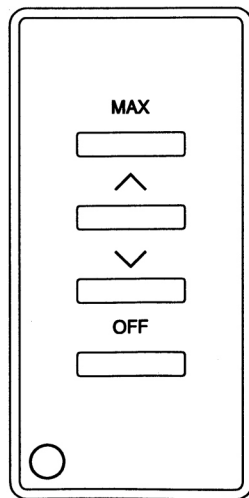
000-D42P1-MoW

Selects Preset Scene One, Maximum, and Off



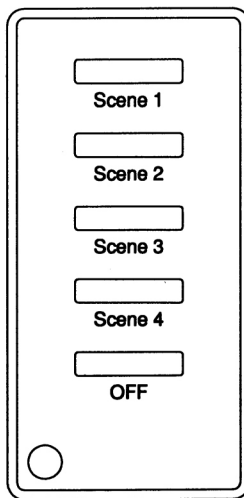
000-D42MO-RLW

Selects Maximum, Off, and master raise lower



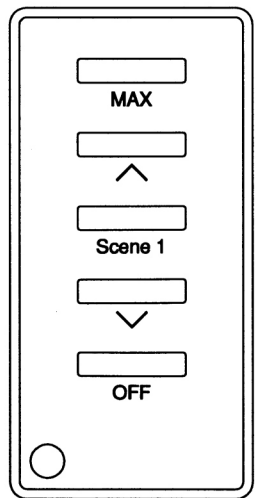
000-D42P4-00W

Selects four Preset Scenes and Off



000-D42P1-RLW

Selects Preset Scene One, Maximum, and Off with master raise lower

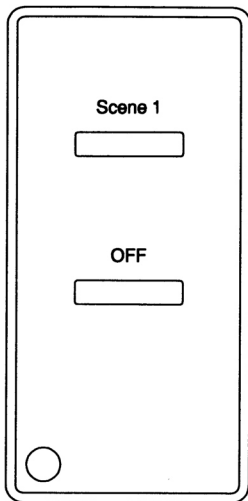


The model 000-D42P8-00W is a popular, general-use station that allows eight presets to be recalled, and controls maximum light level and OFF. For additional control, the model 000-D42RL-00W station with raise/lower function can be mounted adjacent to the 000-D42P8-00W using a two-gang wallplate. This configuration adds master raise/lower capability to the specified remote location.

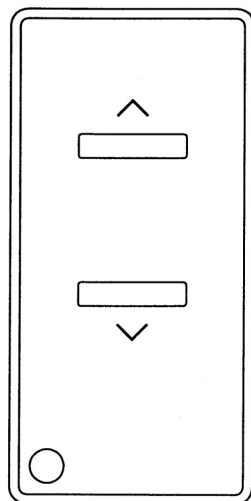
Some stations offer single functions, such as start-and-stop control for a lighting sequence. This might be applicable in a demonstration room where lighting changes lead customers to different displays.

Most models contain an integral infrared receiver. A hand held remote control permits line of sight control of the remote stations, as well as the D4200.

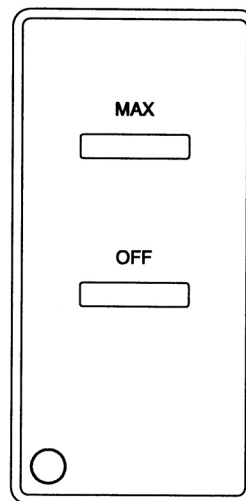
000-D42P1-00W
Selects Preset Scene
One and Off



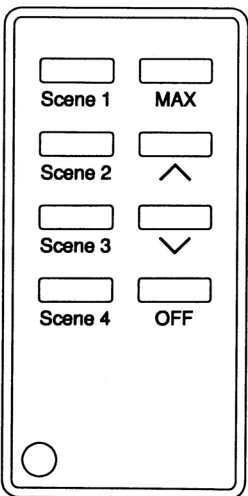
000-D42RL-00W
Master Raise Lower
Control Station



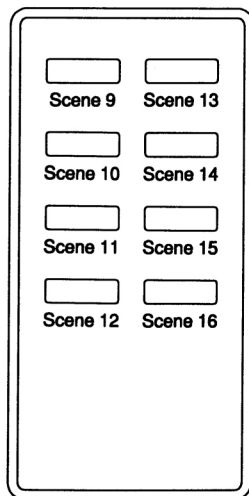
000-D42MO-00W
Selects Preset Scene
Maximum and Off



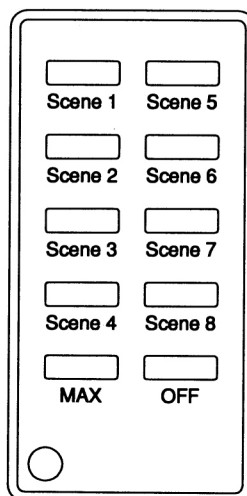
000-D42P4-RLW
Selects Preset Scenes
One through Four, Maximum,
and Off with raise lower



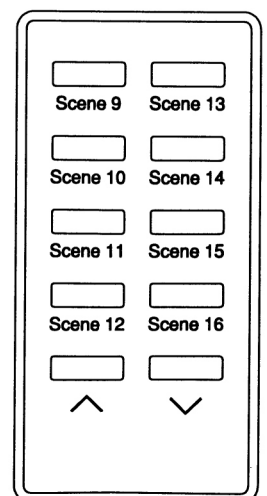
000-D42Pg-16W
Selects Preset Scenes
Nine through Sixteen



000-D42P8-00W
Selects Preset Scenes
One through Eight, Maximum,
and Off



000-D42Pg-RLW
Selects Preset Scenes
Nine through Sixteen plus
raise lower



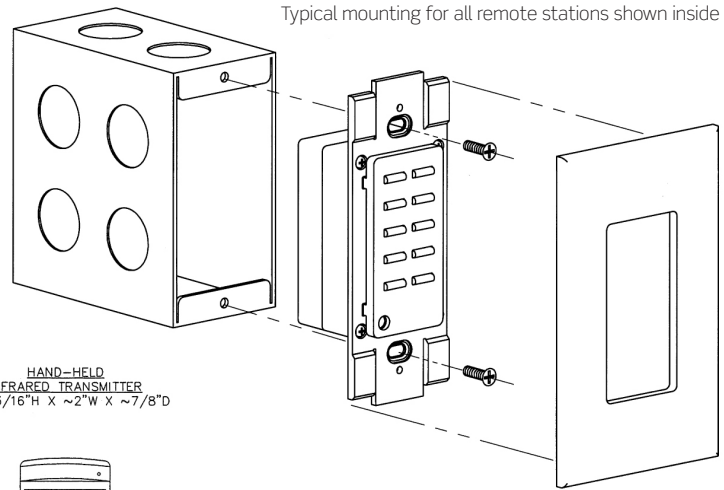
Leviton Mfg. Co., Inc. Lighting Management Systems

PRODUCT DATA

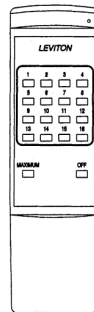


FEATURES

- Easy Installation- only four wires that loop from station to station
- Fits in a single gang deep switchbox
- Two #12 wires will not fit in terminals, wire as shown in diagram below
- Do not connect shield to ground or wall station, wire shield to shield. Terminate one time in dimmer cabinet.
- All low voltage(12V)
- Built to withstand static discharge
- Can be ganged using standard DECORA® wallplates
- Faceplate snaps on leaving no visible means of attachment
- Operating temperature 32°F to 104°F - Relative humidity 90% or less non condensing
- Wide choice of bezel colors, see DECORA® wallplates
- Multiple stations in one room for three way type applications



HAND-HELD INFRARED TRANSMITTER
~6 13/16" H X ~2" W X ~7/8" D



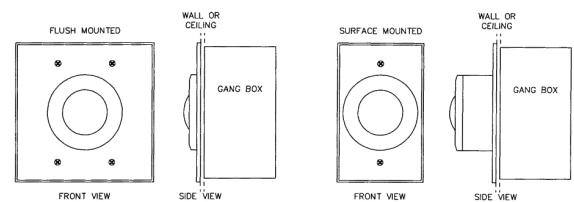
Hand held infrared transmitter selects presets from ceiling mounted receivers shown here.

Two gang receiver mounts totally flush.

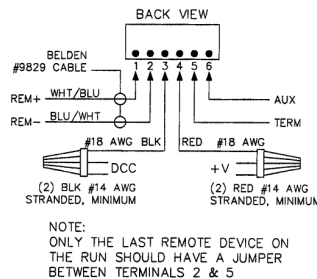
Single gang unit protrudes approximately one inch.

IR/R INFRARED RECEIVER
FLUSH MOUNTS IN 3.5"D BACKBOX
USE STEEL CITY 2 GANG #GW235G
OR RACO 2 GANG #696
(BACKBOX NOT BY LEVITON)

IR/R INFRARED RECEIVER
FLUSH MOUNTS IN 3.5"D BACKBOX
USE STEEL CITY 1 GANG #GW135G
OR RACO 1 GANG #695
(BACKBOX NOT BY LEVITON)



LUMANET WIRING CHART FOR BELDEN #9829			
COLOR	NO. PAIR	PIN/TERM.	PIN/FUNCT.
SHIELD	SHIELD	N/C	N/C
WHT W/BLU STRIPE	1	1	REM+
BLU W/WHT STRIPE		2	REM-
WHT W/ORG STRIPE	2	N/C	N/C
ORG W/WHT STRIPE		N/C	N/C
WIRE 1	BLK	#14AWG MINIMUM	3 DCC
WIRE 2	RED	#14AWG MINIMUM	4 +V



WARRANTY

LEVITON LIGHTING CONTROL DIVISION of Leviton Manufacturing Co Inc warrants its Dimmer Systems and Controls to be free of material and workmanship defects for a period of two years after system acceptance or 26 months after shipment, whichever comes first. This Warranty is limited to repair or replacement of defective equipment returned Freight Pre-Paid to Leviton Lighting Control Division at 20497 Teton Ave., Tualatin, Oregon 97062, USA. User shall call 1-800-959-6004 and request a return authorization number to mark on the outside of the returning carton, to assure that the returned material will be properly received at Leviton. All equipment shipped back to Leviton must be carefully and properly packed to avoid shipping damage. Replacements or repaired equipment will be returned to sender freight prepaid, F.O.B. factory. Leviton is not responsible for removing or replacing equipment on the job site, and will not honor charges for such work. Leviton will not be responsible for any loss of use time or subsequent damages should any of the equipment fail during the warranty period, but agrees only to repair or replace defective equipment returned to its plant in Austin, Texas. This Warranty is void on any product that has been improperly installed, overloaded, short circuited, abused, or altered in any manner. Neither the seller nor Leviton shall be liable for any injury, loss or damage, direct or consequential arising out of the use of or inability to use the equipment. This Warranty does not cover lamps, ballasts, and other equipment which is supplied or warranted directly to the user by their manufacturer. Leviton makes no warranty as to the Fitness for Purpose or other implied Warranties.

LEVITON SPECIFICATION SUBMITTAL

JOB NAME:	CATALOG NUMBERS:
JOB NUMBER:	

Leviton Manufacturing Co., Inc. Lighting Management Systems

20497 SW Teton Avenue, Portland, OR 97062
Telephone: 1-800-736-6682 • FAX: 503-404-5594 • Tech Line (6:00AM-4:00PM P.S.T. Monday-Friday): 1-800-959-6004

Leviton Manufacturing of Canada, Ltd.

165 Hymus Boulevard, Pointe Claire, Quebec H9R 1Eg • Telephone: 1-800-469-7890 • FAX: 1-800-563-1853

Leviton S. de R.L. de C.V.

Lago Tana 43, Mexico DF, Mexico CP 11290 • Tel. (+52) 55-5082-1040 • FAX: (+52) 5386-1797 • www.leviton.com.mx

Visit our Website at: www.leviton.com/lms

© 2008 Leviton Manufacturing Co., Inc. All rights reserved. Subject to change without notice.

G-8005/B8-ak