

Power Sockets for Pop-up TBUS

The **Pop-up TBUS** series requires a uniquely designed power socket, as illustrated in the example in [Figure 1](#).

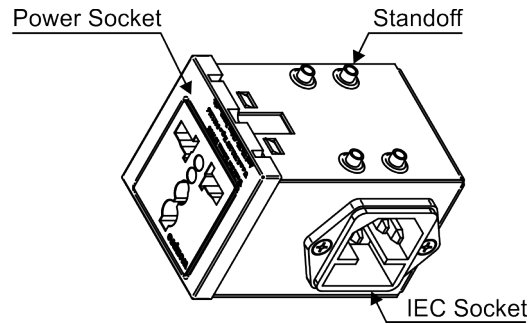








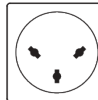

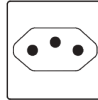
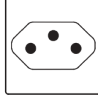

Figure 1: The **TBUS-201** Power Socket

Power Socket Assemblies

A choice of power sockets is available for purchase in several versions, including power sockets for the USA, Brazil, Germany (the Europlug), UK, Switzerland, Belgium-France, Italy, South Africa, Israel and Australia. A “Universal” socket for general use is also available (see the compatibility restrictions in the table below). Note that the photos below are for illustration purposes only.

Power Socket Type	Power Specs	Description
 Universal:	TS-201U (80-000043) 100-240V AC, 50/60Hz, 5A Maximum 5A per power outlet	Fully compatible with power plugs in the UK, India, Italy and Denmark, as well as with the 2-prong Europlug. Partially compatible (if the polarity is reversed) with plugs in China, Switzerland, Israel and the USA. The universal socket does not supply grounding to plugs in Central Europe and France and so you should order country specific sockets instead. Not compatible with South African plugs.

Power Socket Type	Power Specs	Power Socket Type	Power Specs
 USA:	TS-201US (80-000046) 100-240V AC, 50/60Hz, 5A Maximum 5A per power outlet	 Italy:	TS-201IT (80-000047) 100-240V AC, 50/60Hz, 5A Maximum 5A per power outlet
 Germany and EU:	TS-201DE (80-000044) 100-240V AC, 50/60Hz, 5A Maximum 5A per power outlet	 Australia:	TS-201AU (80-000050) 100-240V AC, 50/60Hz, 5A Maximum 5A per power outlet

Power Socket Type	Power Specs	Power Socket Type	Power Specs
 Belgium and France:	TS-201FR (80-000045) 100-240V AC, 50/60Hz, 5A Maximum 5A per power outlet	 Israel:	TS-201IL (80-000053) 220V AC, 50/60Hz, 5A Maximum 5A per power outlet
 South Africa:	TS-201ZA (80-000052) 100-240V AC, 50/60Hz, 5A Maximum 5A per power outlet	 Brazil:	TS-201BR (80-000051) 100-240V AC, 50/60Hz, 5A Maximum 5A per power outlet
 Switzerland:	TS-201CH (80-000049) 100-240V AC, 50/60Hz, 5A Maximum 5A per power outlet	 England:	TS-201GB (80-000048) 100-240V AC, 50/60Hz, 5A Maximum 5A per power outlet

Power Socket Installation

To install the power socket (the universal power socket installed on the **TBUS-201** in this example), insert it into the power socket opening from behind the unit so that the four standoffs face the right side of the **Pop-up TBUS** and the IEC socket faces down, see [Figure 2](#).

Step 1

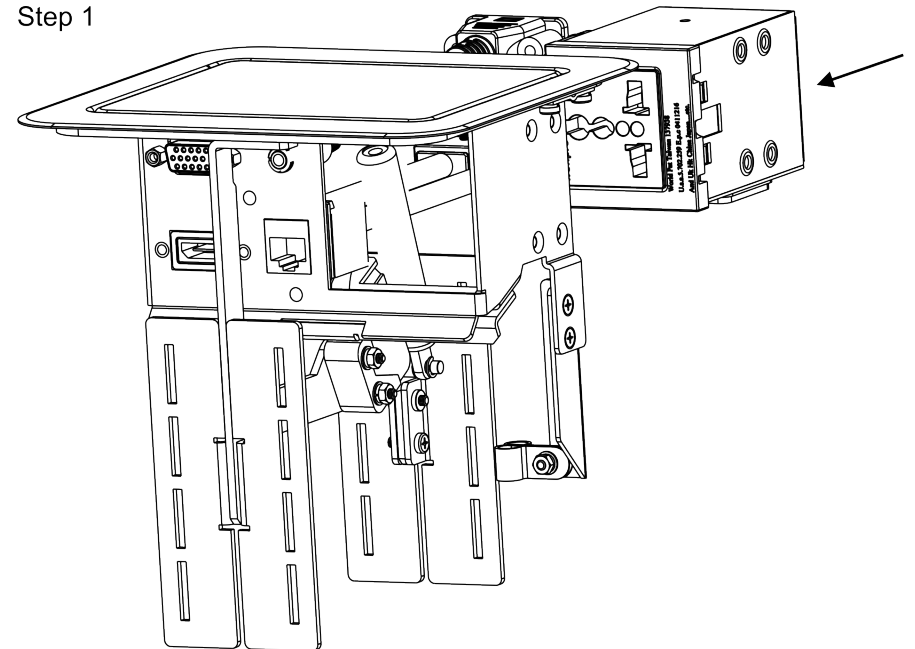


Figure 2: Inserting the Power Socket (Step 1)

Align the four standoffs on the power socket to the four screw holes on the **TBUS-201** side. Insert the four screws (supplied with the unit) and fasten them to tighten the power socket in place, see [Figure 3](#):

Stage 2

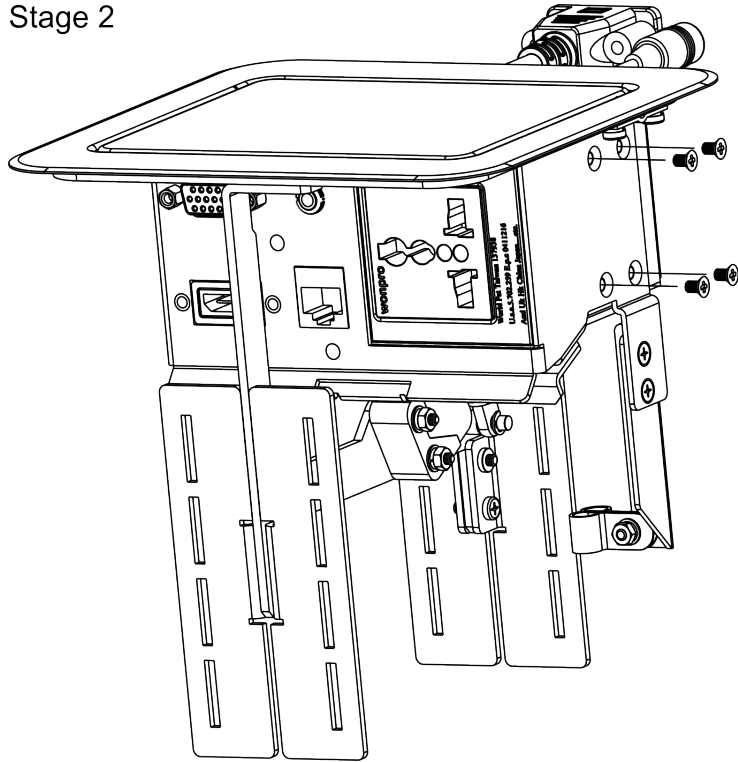


Figure 3: Inserting the Power Socket (Step 2)



KRAMER ELECTRONICS LTD.

Installation Instructions

Pop-up TBUS Series Power Socket Installation Instructions

For the latest information on our products and a list of Kramer distributors, visit our Web site where updates to these installation instructions may be found

We welcome your questions, comments, and feedback.

Web site: www.kramerelectronics.com

E-mail: info@kramerel.com

For more detailed information regarding this product scan the QR code:



SAFETY WARNING

Disconnect the unit from the power supply before opening and servicing

P/N: 2900-300259 Rev 2



P/N: 2900-300259



Rev: 2