

Supplied with carrying case, windscreen, cable clips, protective caps, and detachable connector (if detachable).



COUNTRYMAN ASSOCIATES INC

B6 OMNIDIRECTIONAL LAVALIER MICROPHONE

Only one tenth of an inch in diameter, the B6 is the smallest lavalier in the world and outperforms microphones many times its size.

The swappable protective caps provide moisture resistance and color options and let you shape the frequency response to suit different applications or to match other microphones.

With exceptionally low handling noise and rugged construction, the B6 is the ideal choice for theater, broadcast, churches, and general lavalier applications.

Unobtrusive

Smaller than the *cable* of other lavaliers, the B6 is easily hidden in hair or on costumes, or taped to a performer's face. The B6 comes in five colors to match clothing, hair, and skin tones, or use a felt tip marker to color the white caps for near-perfect concealability. Never suffer the hassle and degraded sound quality of under-clothing miking again.

Rugged and Reliable

The B6 is exceptionally resistant to makeup, sweat, and moisture when used with the supplied protective caps, and is well-suited to use in hair or on the body. The protective caps are easily removed for cleaning or replacement, and the Aramid-reinforced cable gives it world-class survivability.

Exceptional Sound Quality

The highest-quality audio available in a lavalier mic. Low distortion at SPL up to 140 dB on 48 V Phantom Power. The Aramid cable and ultra-thin diaphragm combine to set a new standard for low handling noise. The tiny size and natural sound pickup make the B6 easy to position for ambient noise and feedback rejection.

Versatile

Swappable protective caps let you shape the frequency response for different situations or to match other microphones. Detachable connectors allow you to interface to hundreds of wireless transmitters, recorders, and other equipment. Versions available for different speaking or singing styles, with up to 140 dB SPL capability.

Frequency Response : 20 Hz to 20 kHz
Operating Current : 500 μ A
Operating Voltage : 1 to 2 Volts
Power Supply Voltage :
 +3 V with 2.7 k Ω load
 +5 V with 6.8 k Ω load
 +9 V with 15 k Ω load

The B6 Lavalier is available in three sensitivities:

B6W4

standard (gray band) for most uses
Sensitivity: 16.0 mV/Pascal
Equivalent Acoustic Noise: 24 dBA SPL
Overload Sound Level: 120 dB SPL

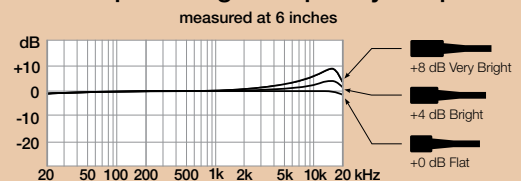
B6W5

low sensitivity (red band): head mic for theater
Sensitivity: 7.0 mV/Pascal
Equivalent Acoustic Noise: 29 dBA SPL
Overload Sound Level: 130 dB SPL

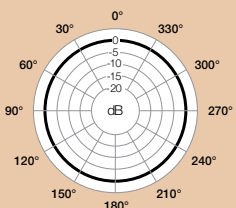
B6W6

very low sensitivity (blue band): instrument / near mouth
Sensitivity: 2 mV/Pascal
Equivalent Acoustic Noise: 39 dBA SPL
Overload Sound Level: 140 dB SPL

How Caps Change Frequency Response



1 kHz Polar Response




B6 Lavalier: Frequently Asked Questions



How do I choose the right color for my skin tone?

Tan works very well for Caucasian skin tones as well as olive complexions. Light beige works well for light and pink tones. Cocoa is the ideal choice for very light brown to chocolate tones. Choose black for deep brown skin, or on other tones when you want the mic to be visible. When in doubt, choose the darker option. That's because a mic that's too light can resemble a scar or blemish, while a mic that's slightly darker than the background resembles a shadow and draws less attention.



Which cap should I use?

The B6 Lavalier should always be used with a protective cap in place to keep sweat, makeup, and other foreign material out of the microphone. Each cap has a different high-frequency response characteristic that controls the amount of "crispness" or "sibilance" (response at 15 kHz).

The omni ships with the +4 dB cap fitted to the mic. If you experience problems with high-frequency feedback, you should switch to the 0 dB cap.



Which sensitivity should I choose?

Making a microphone more sensitive to catch soft sounds means it will overload sooner for loud sounds. Because sound pressure levels vary between individuals and applications, we provide three sensitivities with three overload or clipping characteristics.

- The most sensitive (W4, gray band) is for general speaking, such as presentations or sermons, where the mic is positioned on the chest or lapel.
- The middle sensitivity (W5, red band) is ideal for use as a head mic in theater.
- The least sensitive mic (W6, blue band) with the highest overload sound level is a good choice for instrument applications, opera, or where the microphone will be positioned very near the mouth.



How do B6 Detachable Connectors work?

The B6 is available with permanently attached connectors, or a threaded termination which can accept B6 Detachable Connectors. A single detachable connector typically works with many transmitters from the same brand, and a small kit is perfect for traveling presenters or anyone using several pieces of equipment. Locate your transmitter or recorder model at countryman.com to determine which connectors you need.

What are other popular placement tips for the B6?

Hair Mic

The B6 is very popular as an ultraminiature hair microphone. This placement provides good gain before feedback and natural sound that doesn't change when the head moves. (Microphone extended here for visibility)



Behind a Button

Positioned in the knot of a tie or behind a shirt button, the B6 delivers flawless audio and hides in plain sight. When placed completely under clothing use the +4 dB or +8 dB protective cap to boost high frequencies.



Attached to Eyeglasses

The B6 is also popular on stage attached to glasses. Placement on eyeglasses with O-rings or tape is secure, discreet, and a convenient alternative to hair miking.

