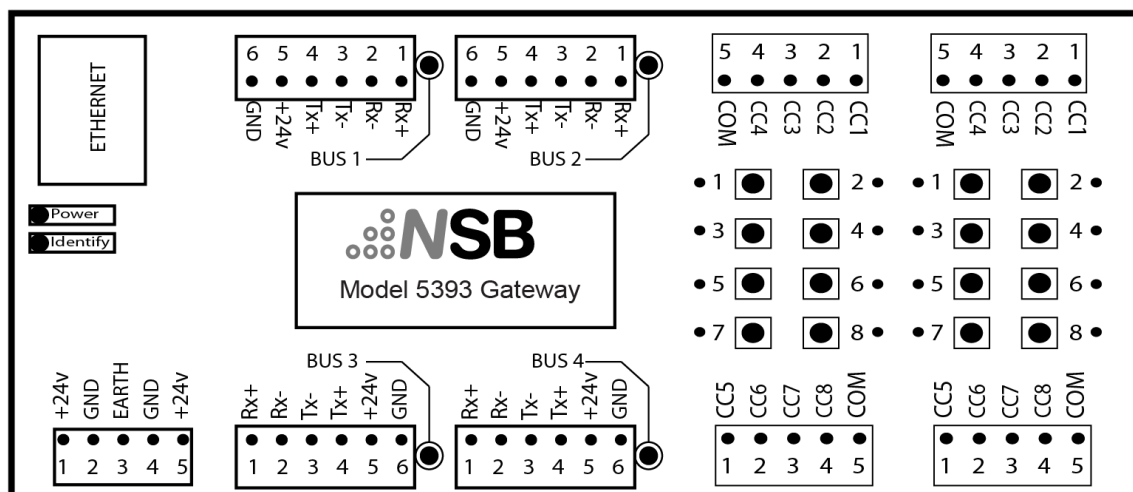




NSB™ 485 Architectural Gateways



PRODUCT OVERVIEW

The NSB485 Gateway provides a connection for your architectural lighting system to the NSB485 button and slider stations using a multi-drop serial data bus. Providing power on four separate buses, each accommodating up to 16 devices (button or slider modules), this device comes in a variety of configurations with or without buttons and auxiliary contact closure inputs.

FEATURES

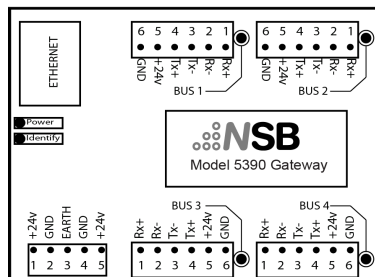
- Power and network connectivity for NSB485 slider and button modules, with optional Contact Closures
- Greatly extends the number of NSB stations connected to a Choreo Architainment Controller using a single Ethernet connection
- Also compatible with Cognito² consoles
- Allows using legacy multi-drop wiring where PoE home-run is not feasible
- Use third-party buttons to trigger Choreo/Cognito memories
- Increase the number of A/V contacts for your Choreo Architainment Controller
- Attached devices can be discovered and configured on Choreo or Cognito². Pathscape can discover and identify attached NSB stations.

SPECIFICATIONS

- Compatible with NSB 700-53xx series of button and slider inserts
- Class 2 (24v DC RS485 over Cat5 or six-wire cable)
- 3.6" wide and 4.5", 6.25" and 8" long depending on model
- Compression fit and IDC terminal connections for DMX512 connections and station buses
- 10W at 24V max. power consumption. 1W per insert on the bus
- Operating Conditions: 32°F-105°F (0°C to 40°C);

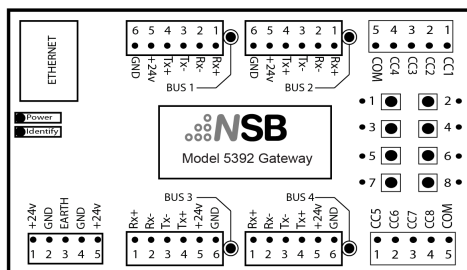
STANDARDS COMPLIANCE

- IEEE 802. Ethernet
- RoHS 2002/95/EC



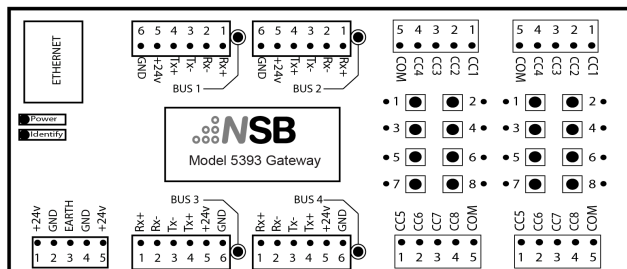
700-5390 NSB485 Gateway

- Four buses, each capable of powering 16 inserts (a 3-gang button station is 3 inserts)
- Attached stations discoverable and configurable on Choreo archtainment controller and Cognito² consoles
- Ethernet configuration with Pathscape
- Mixes well with Choreo NSB PoE devices on network



700-5392 NSB485 Gateway with 8 Contact Closures

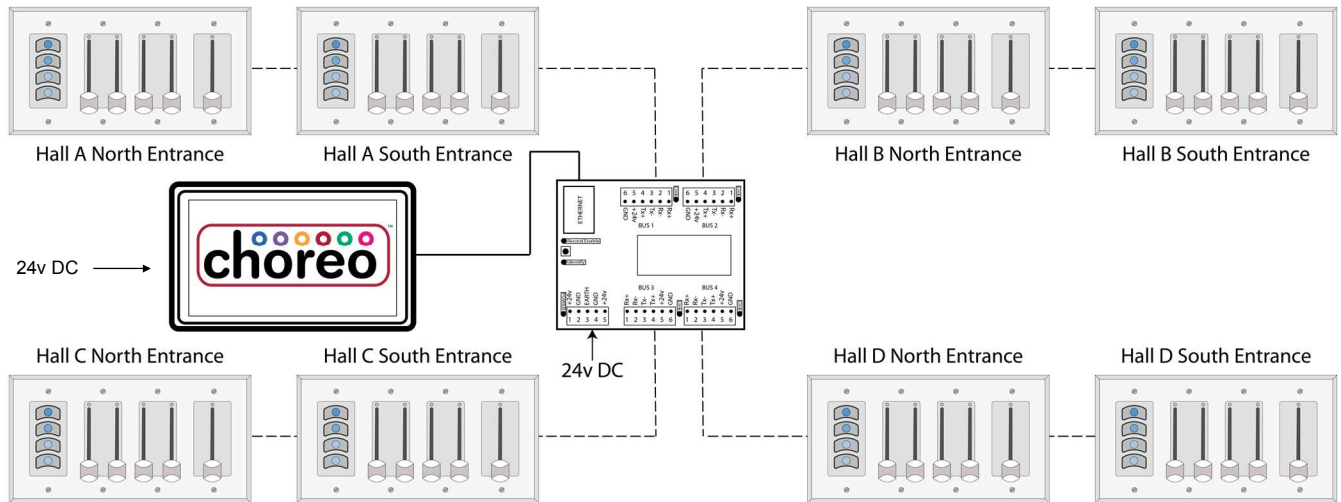
- Four buses, each capable of powering 16 inserts (a 3-gang button station is 3 inserts)
- Local control of Choreo or Cognito² Memories for testing
- Connections for eight momentary contacts
- Attached NSB stations discoverable on Pathscape



700-5393 NSB485 Gateway with 16 Contact Closures

- Capable of powering 64 NSB inserts
- Local buttons with LED indicators for control of Choreo or Cognito² Memories
- Connections for sixteen momentary contacts
- Attached NSB stations discoverable on Pathscape

5390 NSB485 Gateway in Divisible Ballroom



5392 NSB485 Gateway for Remote Wallstations and Interactive Triggers

