



TVL SOFTLIGHT DW™

SKU# **TVL551**

The TVL SOFTLIGHT DW™ is a soft light luminaire featuring 240 cool white and 240 warm white LEDs, a 115° beam angle, 8-leaf adjustable / removable barn doors, linear white color temperature range (3,200K - 5,600K), smooth 16bit dimming curve mode effects, adjustable LED refresh frequency and gamma brightness for flicker free operation for TV and FILM, 5pin DMX, RJ45 etherCON (Art-NET), and powerCON TRUE 1 connections, (4) button menu control panel, separate dimmer and color temperature rotary dials for manual control, 180° reversible LCD menu display, and a multi-voltage universal auto switching power supply (100-240v).



FEATURES

115° Beam Dynamic White TVL SoftLight

240 Cool White + 240 Warm White LEDs

3,200K - 5,600K Linear White Color Temp Range

Smooth 16bit Dimming Curve Modes

Dimmer and Color Temperature Rotary Control Dials

8-Leaf Adjustable / Removable Barn Doors Included

Adjustable LED Refresh Rate and Gamma Brightness

Flicker Free Operation for TV and FILM



PRODUCT SPECIFICATIONS

SOURCE

240 Cool White 240 Warm White LEDs
 20,000 Hour Average LED Life*

*May vary depending on several factors including but not limited to: Environmental Conditions, Power/Voltage, Usage Patterns (On-Off Cycling), Control and Dimming.

PHOTOMETRIC DATA

>95CRI | 6,700 Total Lumens
 2,299 lux 214 fcd @6.6 ft (2m) Full ON 4,200K >95CRI
 2,322 lux 216 fcd @6.6 ft (2m) CW 5,600K >96CRI
 2,258 lux 210 fcd @6.6 ft (2m) WW 3,200K >95CRI

COLOR

Cool White / Warm White

EFFECTS

3,200K - 5,600K Linear Variable Color Temperature
 Electronic Strobe and Variable Dimming Curve Modes

CONTROL / CONNECTIONS

6 DMX Channel Modes (7 total channels)
 4 Button Control Panel
 2 Rotary Control Dials (Dimmer and Color Temperature)
 Adjustable Refresh Rate (900-25,000 Hz)
 Adjustable Gamma Brightness (2.0-2.8)
 180° Reversible LCD Menu Display
 5pin DMX In/Out
 RJ45 etherCON In (Art-NET)
 powerCON TRUE1 Power In

SIZE / WEIGHT

Length: 26.5" (673mm)
 Width: 12.4" (315mm)
 Vertical Height: 16.7" (425mm)
 Weight: 18 lbs. (8.2 lg) (w/barndoors attached)

ELECTRICAL / THERMAL

AC 100-240V - 50/60Hz
 99W Max Power Consumption
 5F to 113°F (-15°C to 45°C)

APPROVALS / RATINGS

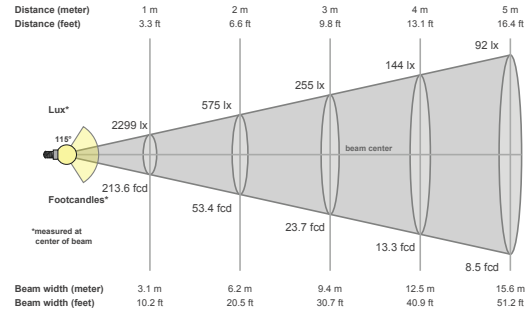


OPTIONAL ACCESSORIES

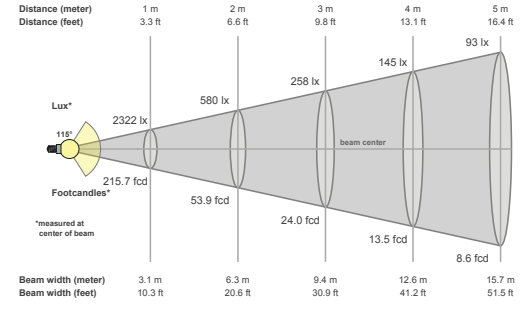
ORDER CODE	ITEM
NARROW CLAMP	PRO 2" Wrap Around Clamp
AC5PDMX5PRO	5 ft. (1.5m) 5pin PRO DMX Cable
CAT6PRO5	5' (1.5m) CAT6 EtherCON Cable
	Additional cable lengths available

PHOTOMETRIC DATA

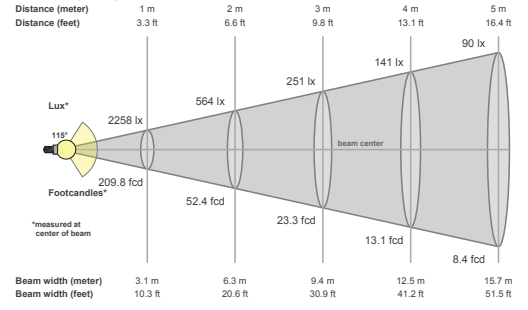
FULL ON (CW/WW) 4,200K >95CRI



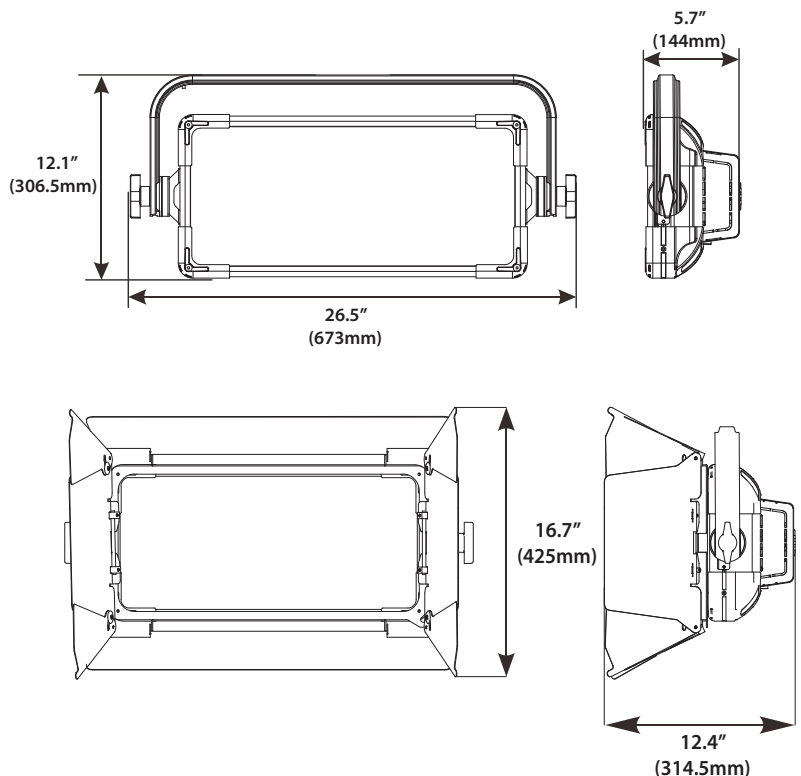
FULL ON (CW) 5,600K >96CRI



FULL ON (WW) 3,200K >95CRI



DIMENSIONAL DIAGRAMS



Specifications are subject to change without notice ©Elation Professional 04/21/17

Elation Professional USA | 6122 S. Eastern Ave. | Los Angeles, CA 90040
 323-582-3322 | 323-832-9142 fax | www.elationlighting.com | info@elationlighting.com

Elation Professional B.V. | Junostraat 2 | 6468 EW Kerkrade, The Netherlands
 +31 45 546 85 66 | +31 45 546 85 96 fax | www.elationlighting.eu | info@elationlighting.eu