

DMX REPEATER PRO



PRODUCT OVERVIEW

An intelligent opto-splitter that brings Ethernet-type features to plain DMX networks. RDM (Remote Device Management) support allows the Repeater Pro to act as an RDM Controller, or as a proxy.

In venues where a console is moved frequently, Hub Mode allows the Repeater Pro to sense which port is receiving DMX, the automatically route the signal to the remaining ports—eliminating the need for patch bays.

The Repeater Pro also allows for easy prioritization between two consoles, or HTP-merge two sources with one source able to roam—ideal for incorporating remote focus units.

FEATURES

- Silent operation
- 8 outputs
- E1.20 RDM and E1.11 DMX512A compliant
- Three modes: RDM, Merge, and Hub
- RDM discovery and end device management from the front panel
- RDM can be disabled on a port-by-port basis to accommodate older equipment
- Merge two controllers without any additional gear
- Automatically switch a console between locations by simply unplugging and replugging the console
- Units running in different modes can be chained together
- Fully configurable from the front display
- DMX output speed and signal loss behavior are user-selectable, including hold forever
- Monitor incoming DMX signal levels in real time
- DMX Console sends a channel level to all ports, for an independent DMX signal check on end devices
- Self-resetting over-voltage protection on all ports
- Rack ears included

SPECIFICATIONS

- 85-250VAC 50/60 Hz wide-ranging power input
- Operating Conditions: -10 to +50°C, 5-95% relative humidity, non-condensing
- 0.75A power consumption
- 2500V opto-isolation between all ports
- 250V fault protection per port

STANDARDS COMPLIANCE

- USITT DMX512 –1990 \ ANSI E1.11 DMX512-A R2013
- E1.20 RDM R2010—Remote Device Management
- ETL
- CE
- RoHS 2002/95/EC


WEIGHTS AND DIMENSIONS

- 5.2 lb (2.4 kg)
- 17 x 6 x 1.7 in (432 x 150 x 40mm)

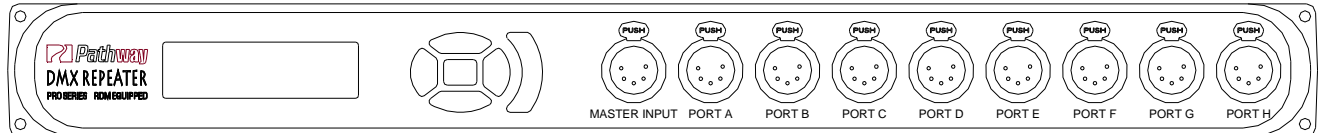
INCLUDED FURNISHINGS

- Installation/Operations manual
- Rackmount Ears

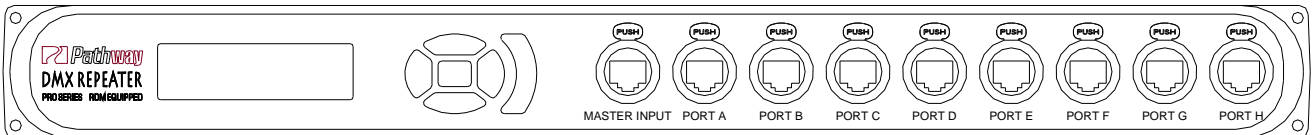
FRONT PANEL



MODEL 9114, 9115, 9117

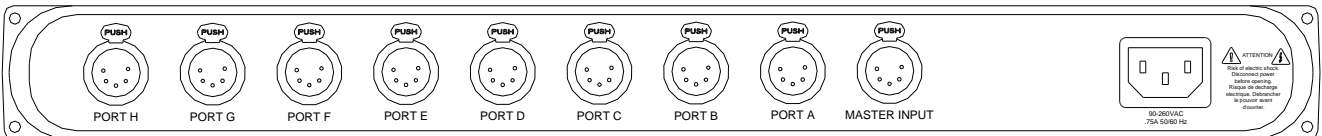


MODEL 9116

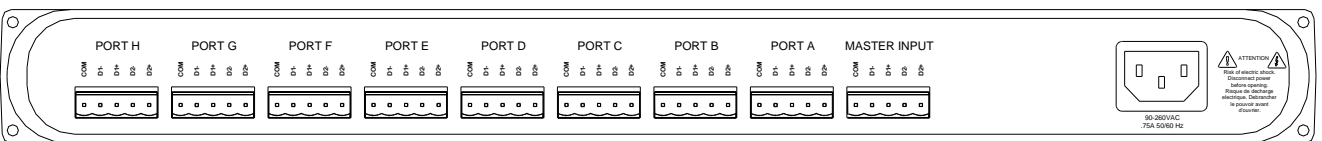


MODEL 9118


REAR PANEL



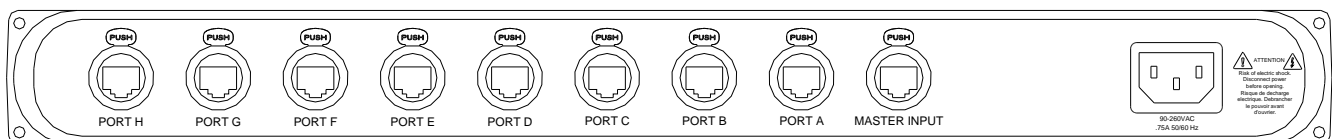
MODEL 9114



MODEL 9115

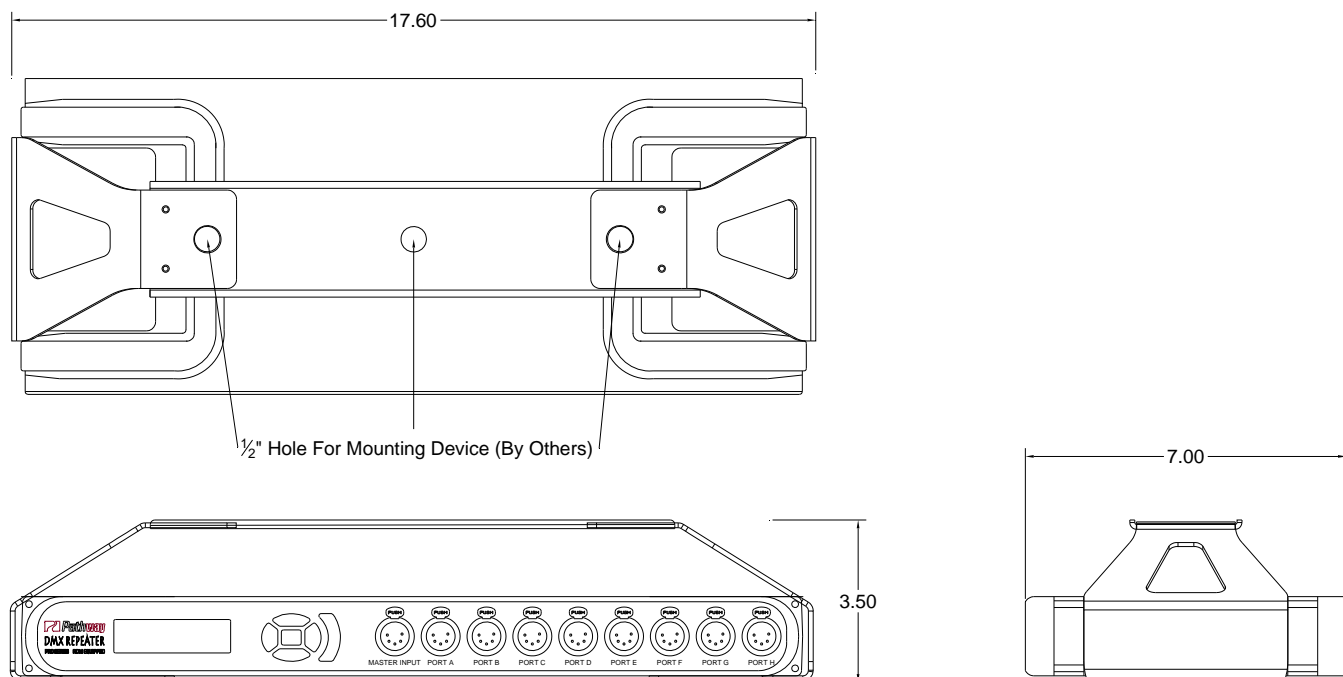


MODEL 9116, 9118

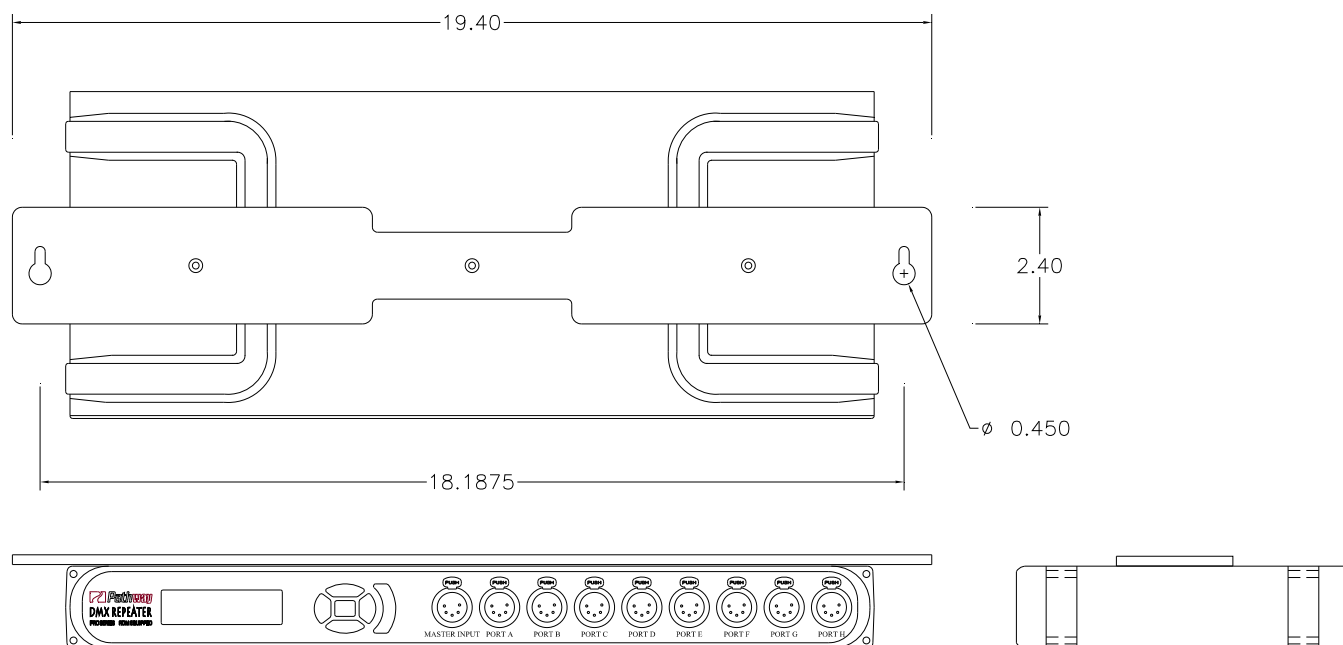


MODEL 9117

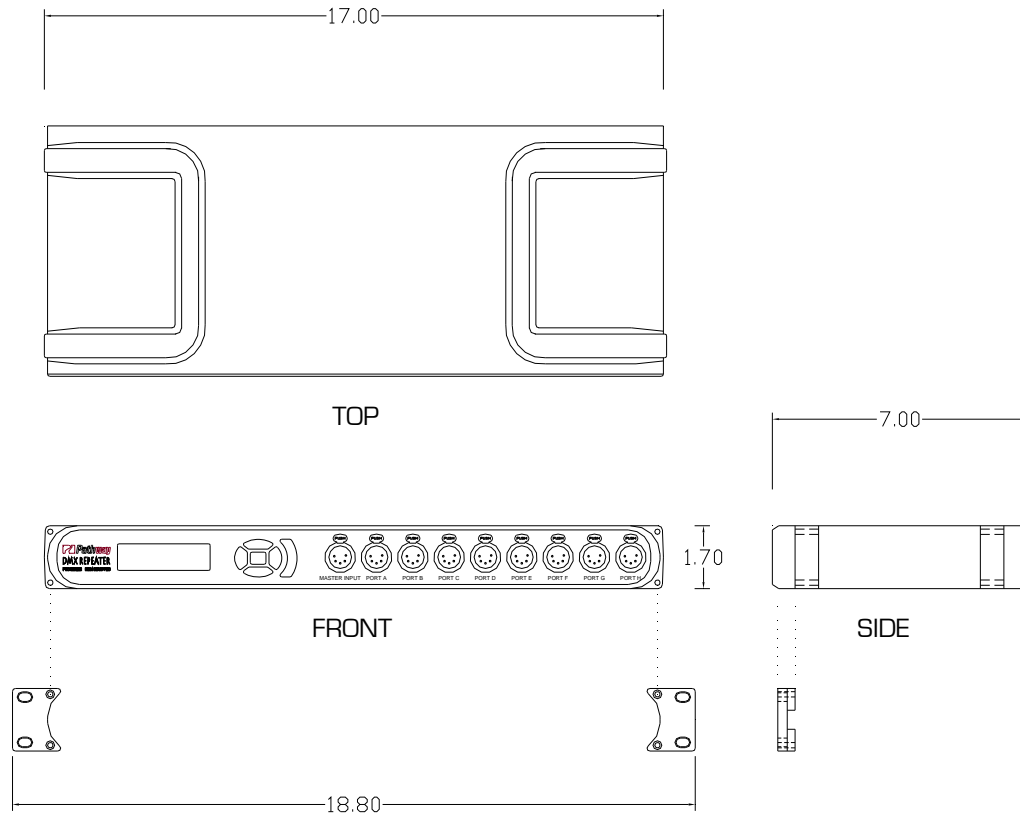
TRUSS MOUNT ACCESSORY—P/N 9003



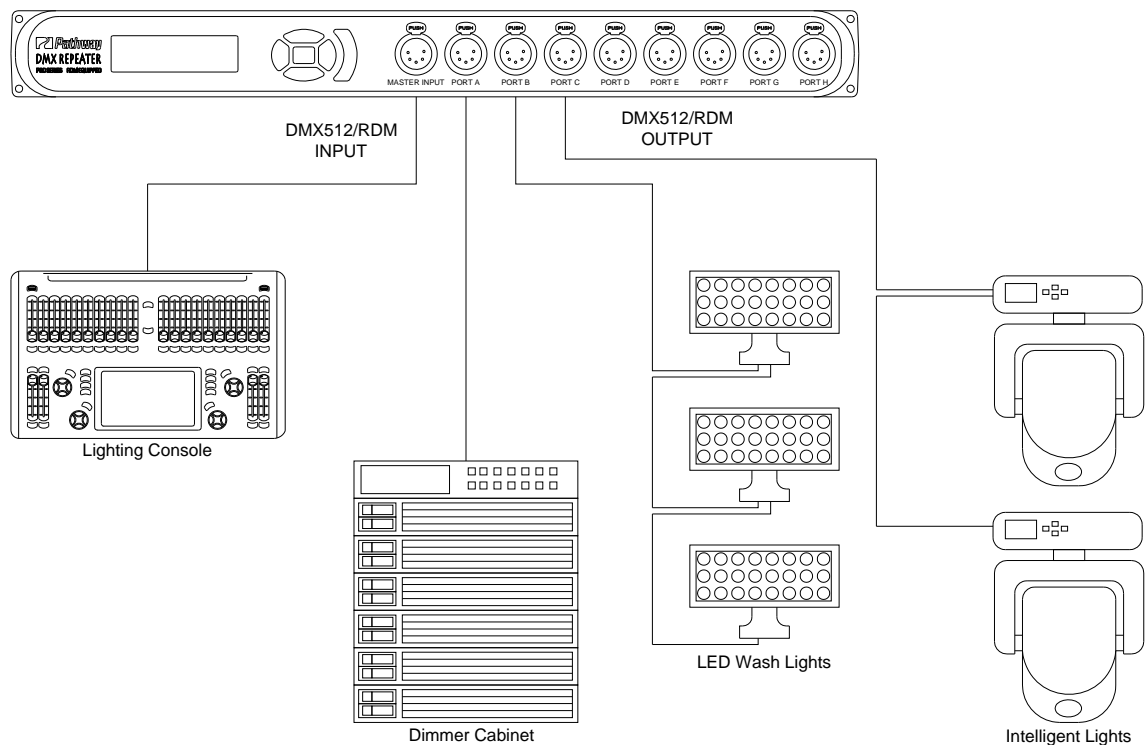
WALL MOUNT ACCESSORY—P/N 9002



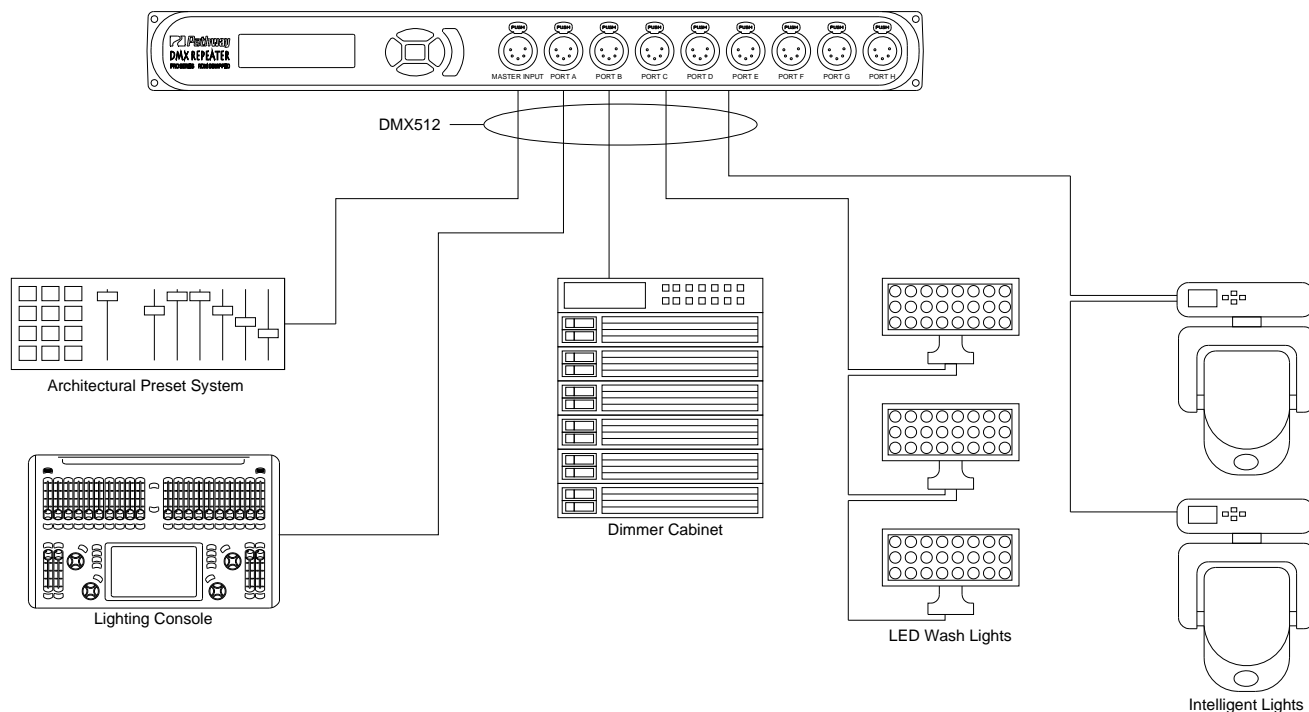
DIMENSIONS



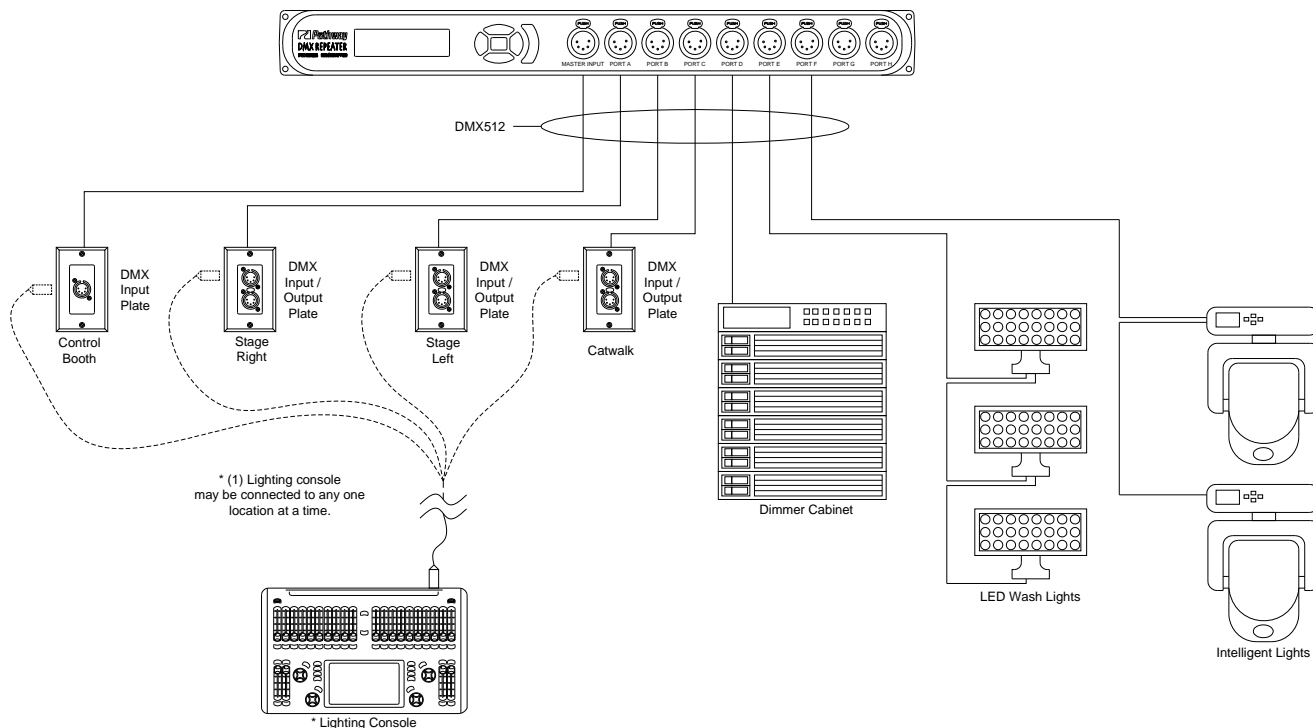
APPLICATION RISER—RDM SPLITTER MODE



APPLICATION RISER—MERGE MODE



APPLICATION RISER—HUB MODE



DMX/RDM PINOUTS

XLR PIN #	PURPOSE
1	Shield/COM
2	Data - (complement)
3	Data + (true)
4	Data - (pair 2 complement)
5	Data + (pair 2 true)

XLR PIN #	Cat5/Cat6 Color and Pin #	PURPOSE
3	1—White/Orange	Data 1 + (true)
2	2—Orange	Data 1—(complement)
5	3—White Green	Data 2 + (true)
4	6—Green	Data 2—(complement)
-	4—Blue	Not used—do not connect
-	5—White Blue	Not used—do not connect
1	7—White/Brown	Shield/COM
1	8—Brown	Shield/Com

ORDERING INFORMATION

PART #	DESCRIPTION
9114	DMXRepeater Pro, 8 way, Rear 5 pin XLR, Fully Isolated
9115	DMXRepeater Pro, 8-way, Rear Terminal Connectors, Fully Isolated
9116	DMXRepeater Pro, 8-way, Front 5 pin XLR, Fully Isolated
9117	DMXRepeater Pro, 8-way, Rear RJ45 Ethercon, Fully Isolated
9118	DMXRepeater Pro, 8-way, Front RJ45 Ethercon, Fully Isolated

Models using RJ45 Ethercon connectors for DMX ports are custom-build and are not returnable

ACCESSORIES	
9002	Wall Mount Kit
9003	Truss Mount Kit
40-0093	Adapter, Phoenix-style Terminal to IDC. Each adaptor converts two ports. For use with model 9115