
S P E C F I L E

Product Number : **PT-RQ32K**

Product Name : 3-Chip DLP™ Projector

Specifications

Main unit

Power supply		100 V - 120 V / 200 V - 240 V ~ (100 V - 120 V / 200 V - 240 V alternating current), 50 Hz/60 Hz (PT-RQ32K) 200 V - 240 V ~ (200 V - 240 V alternating current), 50 Hz/60 Hz (PT-RQ32KD)
Power consumption		2,950 W (12 A/16 A) (PT-RQ32K) 2,950 W (16.1 A) (PT-RQ32KD) Average power consumption (Varies depending on operation mode setting.) HIGH: 2,400W NORMAL: 2,000W LONG LIFE 1: 1,190-1,780W LONG LIFE 2: 1,060-1,700W LONG LIFE 3: 926-1,580W *Operating Temperature: 25 °C (77 °F), Altitude: 700m (2,297ft), IEC627087: 2008 Broadcast contents, Picture mode: Standard, Dynamic contrast [2] 0.3 W with STANDBY MODE set to ECO*1 4 W with STANDBY MODE set to NORMAL
BTU value		Max 10,079 BTU
DLP™ chip	Panel size	22.9mm (0.9 inches) diagonal (16:10 aspect ratio)
	Display method	DLP™chip × 3 (R, G, B), DLP™projection system
	Pixels	4,096,000 (2560 ×1600) ×3, total of 12,288,000 pixels 49,152,000 (12,288,000 × 4) pixels when Quad Pixel Drive set to ON
Lens		Optional powered zoom/focus lenses
Light source		Laser Diode Laser class 1
Brightness*4		Varies depending on operation mode setting. 26,000 lm*2*4/27,000 lm*3*4 (Center) (HIGH) 21,600 lm*2*4/22,500 lm*3*4 (Center) (NORMAL) 12,000 lm at constant luminance (LONG LIFE 1) 10,000 lm at constant luminance (LONG LIFE 2) 8,000 lm at constant luminance (LONG LIFE 3)
Illumination life of set		Varies depending on operation mode setting. Luminance life for set: 18,000 hours at half luminance (HIGH)/ 8,000 hours at 70% luminance 20,000 hours at half luminance (NORMAL) 43,800 hours at constant luminance (LONG LIFE 1)/ 61,320 hours at constant luminance (LONG LIFE 2)/ 87,600 hours at constant luminance (LONG LIFE 3) * IEC62087: 2008 Broadcast contents, Dynamic contrast [3]
Center-to-corner uniformity*2		90%
Contrast*2		20,000:1 (full on/full off, in Dynamic Contrast 3 mode)
Filter life		Varies depending on operation mode setting and environment.
	Normal filter	4,000 hours (NORMAL)/2,000 hours (HIGH)/ 20,000 hours (LONG LIFE 1/2/3)
	Long life filter unit	20,000 hours (NORMAL)/4,000 hours (HIGH)/ 40,000 hours (LONG LIFE 1/2/3)
Screen size		1.78–25.4 m (70–1,000 inches) (16:10 aspect ratio) 1.78–15.24 m (70–600 inches) with the ET-D75LE8 (16:10 aspect ratio) 3.05–15.24 m (120–600 inches) with the ET-D75LE95 (16:10 aspect ratio)
Resolution		5120 ×3200 pixels when Quad Pixel Drive set to ON
Compatible signal	SDI signal input	SD-SDI signal HD-SDI signal 3G-SDI signal
	DIGITAL LINK signal input	• Moving image signal resolution: 480/60i*5, 576/50i*5 to 4096 x 2160 Still image signal resolution: 640 x 400 to 3840 x 2400 (non-interlace) • Dot clock frequency: 25 MHz to 297 MHz

Compatible signal	HDMI signal input	<p>This is supported when the optional Interface Board for HDMI 2 input (Model No.: ET-MDNHM10) is installed in the slot.</p> <ul style="list-style-type: none"> • Moving image signal resolution: 480/60i*5, 576/50i*5 to 4096 x 2160 Still image signal resolution: 640 x 400 to 3840 x 2400 (non-interlace) • Dot clock frequency: 25 MHz to 594 MHz
	DVI-D signal input	<p>This is supported when the optional Interface Board for DVI-D 2 input (Model No.: ET-MDNDV10) is installed in the slot.</p> <ul style="list-style-type: none"> • Moving image signal resolution: 480/60i*5, 576/50i*5 to 2048 x 1080 Still image signal resolution: 640 x 400 to 1920 x 1200 (non-interlace) • Dot clock frequency: 25 MHz to 162 MHz
Optical axis shift	Vertical	±59% (±56% with the ET-D75LE6), (+69-84% with the ET-D75LE95), from center of screen, powered
	Horizontal	±29% (±19% with the ET-D75LE6), (±21% with the ET-D75LE95), from center of screen, powered
Installation		Ceiling/floor, front /rear, free 360-degree installation
Terminals	SDI IN 1	BNC × 1
		SD-SDI signal SMPTE ST 259 compliant
	HD-SDI signal SMPTE ST 292 compliant	
	3G-SDI signal SMPTE ST 424 compliant	
	Dual link HD-SDI (LINK-A) signal SMPTE ST 372 compliant	
	Dual link 3G-SDI (Link 1) signal SMPTE ST 425 compliant	
	Quad-link HD-SDI (Link 1) signal	
	Quad-link 3G-SDI (Link 1) signal SMPTE ST 425 compliant	
	SDI IN 2	BNC × 1
		SD-SDI signal SMPTE ST 259 compliant
	HD-SDI signal SMPTE ST 292 compliant	
	3G-SDI signal SMPTE ST 424 compliant	
	Dual link HD-SDI (LINK-B) signal SMPTE ST 372 compliant	
	Dual link 3G-SDI (Link 2) signal SMPTE ST 425 compliant	
	Quad-link HD-SDI (Link 2) signal	
	Quad-link 3G-SDI (Link 2) signal SMPTE ST 425 compliant	
SDI IN 3	BNC × 1	
	SD-SDI signal SMPTE ST 259 compliant	
HD-SDI signal SMPTE ST 292 compliant		
3G-SDI signal SMPTE ST 424 compliant		
Dual link HD-SDI (LINK-A) signal SMPTE ST 372 compliant		
Dual link 3G-SDI (Link 1) signal SMPTE ST 425 compliant		
Quad-link HD-SDI (Link 3) signal		
Quad-link 3G-SDI (Link 3) signal SMPTE ST 425 compliant		
SDI IN 4	BNC × 1	
	SD-SDI signal SMPTE ST 259 compliant	
HD-SDI signal SMPTE ST 292 compliant		
3G-SDI signal SMPTE ST 424 compliant		
Dual link HD-SDI (LINK-B) signal SMPTE ST 372 compliant		
Dual link 3G-SDI (Link 2) signal SMPTE ST 425 compliant		
Quad-link HD-SDI (Link 4) signal		
Quad-link 3G-SDI (Link 4) signal SMPTE ST 425 compliant		
DIGITAL LINK/LAN	RJ-45 × 1 (for network, DIGITAL LINK connection, 100Base-TX, compatible with Art-Net, PJLink™ (class 1), Deep Color, HDCP)	
MULTI PROJECTOR SYNC IN	BNC × 1, IN : TTL Hi-z	
MULTI PROJECTOR SYNC OUT	BNC × 1, TTL max10mA	
SERIAL IN	D-sub 9 pin × 1 for external control (RS-232C compliant)	
SERIAL OUT	D-sub 9 pin × 1 for link control (RS-232C compliant)	
REMOTE 1 IN	M3 stereo mini jack × 1 for wired remote control	
REMOTE 1 OUT	M3 stereo mini jack × 1 for link control	
REMOTE 2 IN	D-sub 9 pin × 1 for external control (parallel)	
DC OUT 5V	USB connector (type A) × 2 for power supply only (DC 5V, Max.900mA)	
Expansion Slot	× 2 (SLOT 1, SLOT 2), SLOT NX(Compatible with Optional Board)	

Power cord length	3.0 m (9 ft 10 in) ft
Cabinet materials	Processed metal parts, Molded plastic
Dimensions (W × H × D):	700 × 418 ^{*6} × 1,250 mm (27-9/16 × 16-15/32 × 49-7/32 inches) (with protrusion parts) 700 × 373 ^{*7} × 1,070 mm (27-9/16 × 14-11/16 × 42-1/8 inches) (without protrusion parts)
Weight* ⁸	83 kg (183 lbs)
Operation noise* ²	49 dB
Operating temperature	Varies depending on operation mode setting. HIGH/NORMAL The operating temperature range is 0°C to 45°C (32 °F to 113 °F). (Less than 1,400m (4,593 ft) above sea level) The operating temperature range is 0°C to 40°C (32 °F to 104 °F). (Less than 1,400m (4,593 ft) to 4,200m (13,780 ft) above sea level) • If using at ambient operating temperatures of 35 °C (95 °F) or higher and at less than 2,700m (8,858 ft) above sea level, or at ambient operating temperatures of 25 °C (77 °F) or higher and between 2,700m (8,858 ft) and 4,200m (13,780 ft) above sea level, the brightness of the light source may drop in order to protect the projector. LONG LIFE 1/2/3 The operating temperature range is 0°C to 40°C (32 °F to 104 °F). (Less than 2,700m (8,858 ft) above sea level) • If using at ambient operating temperatures of 35 °C (95 °F) or higher, the brightness of the light source may drop in order to protect the projector. When using a smoke cut filter (regardless of operating mode) 0 °C to 40 °C (32 °F to 104 °F) Less than 1,400 m (4,953 ft) above sea level
Operating humidity	10%–80% (no condensation)

Remote control unit

Power supply	3 V DC (AA/R6 type battery × 2)
Operation range	Approx. 30 m (985 in) ft when operated from directly in front of the signal receptor
Dimensions (W × H × D)	47.5 × 181.5 × 27.5 mm (1-7/8 × 7-5/32 × 1-3/32 inches)
Weight	Approx. 150 g (5.3 oz) (including batteries)

Supplied accessories

Power cord (×3)	Wireless/wired remote control unit (×1)
Batteries for remote control (AA/R6 type × 2)	Lens drop-prevention screw (× 1)
Replacement filter unit (ET-EMF330) (× 4)	Lens hole cover (× 1)
Software CD-ROM (Logo Transfer Software, Multi Monitoring & Control Software) (× 1)	

Optional accessories

Zoom lens (1.0–1.2:1)	ET-D75LE6	Zoom lens (1.4–1.8:1)	ET-D75LE10
Zoom lens (1.8–2.6:1)	ET-D75LE20	Zoom lens (2.6–5.0:1)	ET-D75LE30
Zoom lens (4.9–7.9:1)	ET-D75LE40	Zoom lens (7.9–14.8:1)	ET-D75LE8
Fixed-focus lens (0.7:1)	ET-D75LE50	Fixed-focus lens (0.39:1)	ET-D75LE95
Lens Fixed Attachment	ET-PLF10	Long life filter unit	ET-EMFU330
Smoke cut filter	ET-SFR330	Replacement filter unit	ET-EMF330
Upgrade kit	ET-UK20	Early Warning Software	ET-SWA100
Auto Screen Adjustment Upgrade Kit	ET-CUK10	Auto Screen Adjustment Upgrade Kit (PC)	ET-CUK10P
Digital interface box	ET-YFB100G	Digital LINK Switcher	ET-YFB200G

*1 When the standby mode is set to eco, network functions such as power on over the LAN network will not operate, and the serial output terminal cannot be used. Also, only certain commands can be received for external control using the serial terminal.

*2 Measurement, measuring conditions, and method of notation all comply with ISO 21118 international standards.

*3 The value of the light output at the center region of the projected image is extracted based on the light output measurement method defined by the ISO/IEC 21118:2012 international standards.

*4 In AC200V, When using a projection lens other than ET-D75LE95.

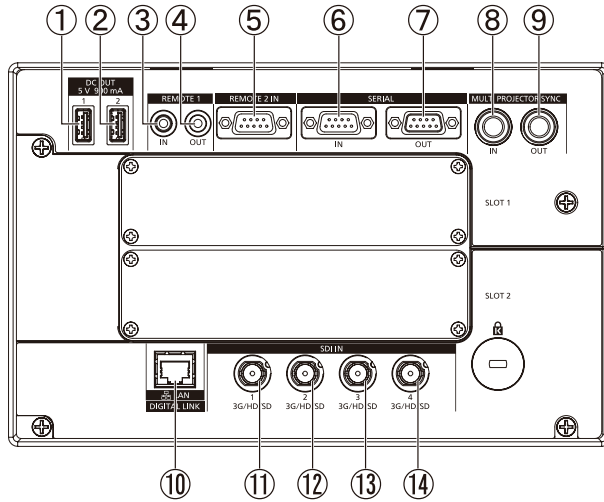
*5 Pixel-Repetition signal(dot clock frequency 27.0MHz) only

*6 With legs at shortest position.

*7 Without legs.

*8 Average value. May differ depending on the actual unit.

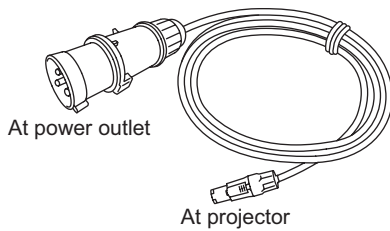
Terminals



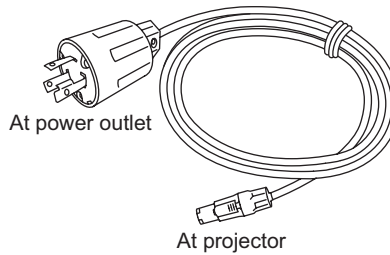
- 1 DC 1 output
- 2 DC 2 output
- 3 Remote 1 input
- 4 Remote 1 output
- 5 Remote 2 input
- 6 Serial input
- 7 Serial output
- 8 MULTI PROJECTOR SYNC IN
3D SYNC 1 IN
- 9 MULTI PROJECTOR SYNC OUT
3D SYNC 2 OUT
- 10 LAN/DIGITAL LINK connector
- 11 SDI IN 1 input
- 12 SDI IN 2 input
- 13 SDI IN 3 input
- 14 SDI IN 4 input

Power cord

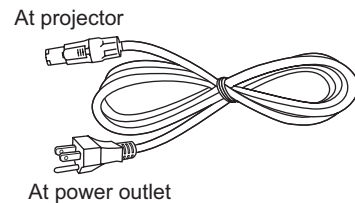
For 200V - 240V



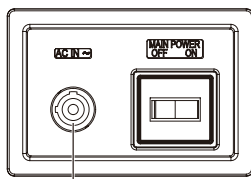
For 200V - 240V



For 110V - 120V



At projector



AC IN terminal

Power outlets that can be used



2P/3W 30 A 250 V
NEMA L6-30



2P/3W 30 A 250 V
Clock position 6h



2P/3W 15 A 125 V

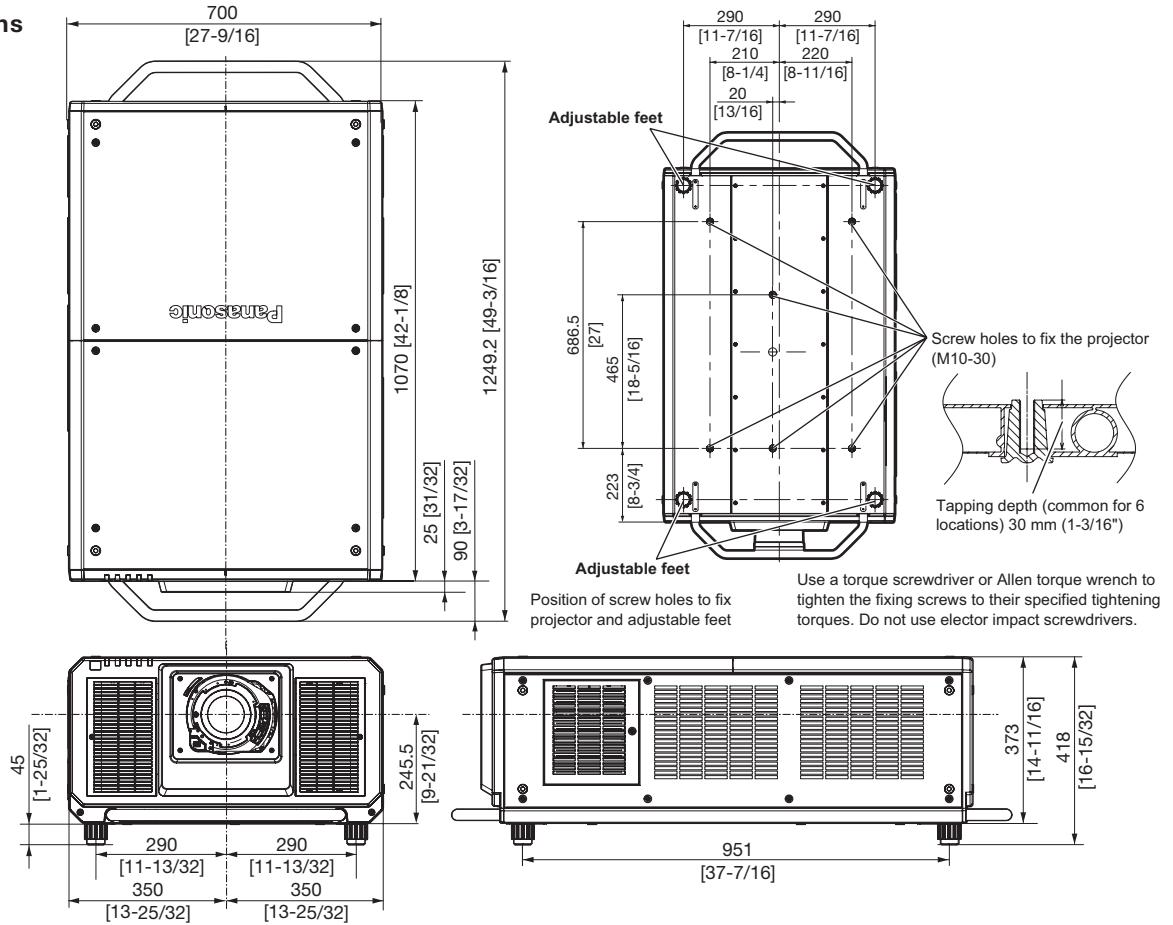
This projector supports AC 100 V to AC 120 V, and AC 200 V to AC 240 V as the power supply. A grounded outlet supporting 30 A is required when using the projector with AC 200 V to AC 240 V. A grounded outlet supporting 15 A is required when using the projector with AC 100 V to AC 120 V.

The shape of the usable outlet differs depending on the power supply. Following illustrations are examples.

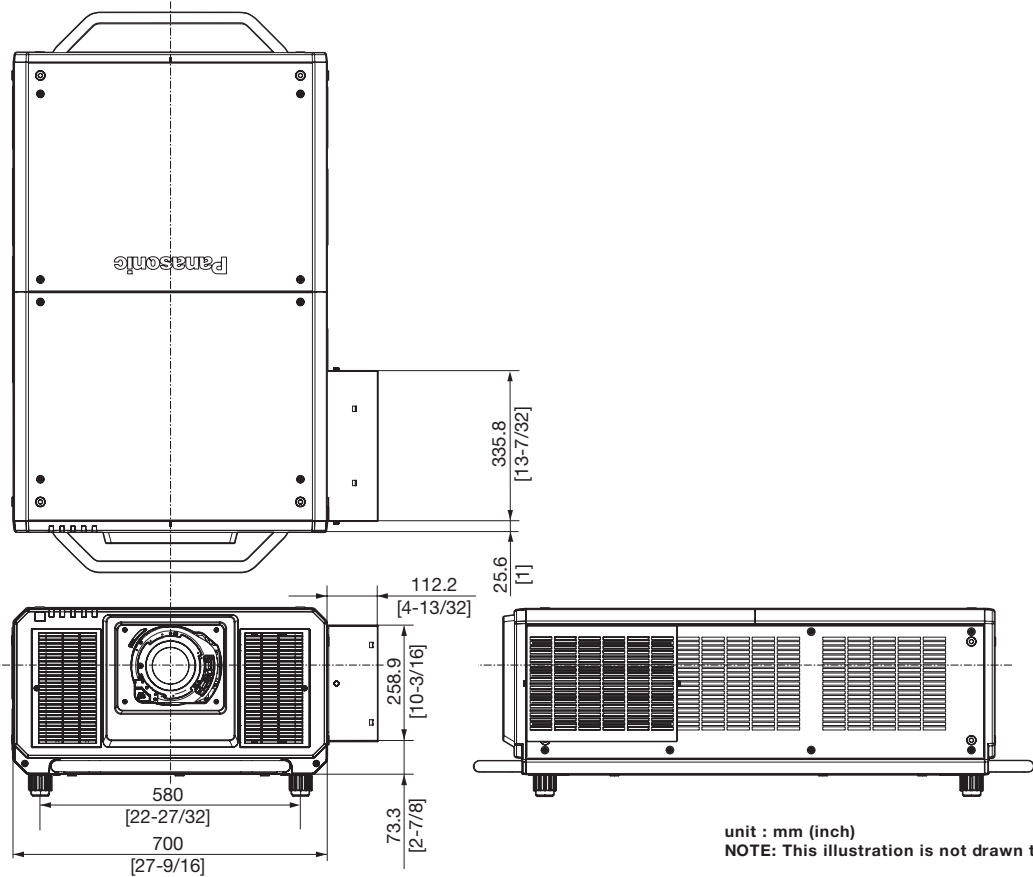
NOTE

- The light output will decrease to approximately 1/3 when using the projector with AC 100 V to AC 120 V.
- The supplied power cords vary depending on the country or region where you purchased the product.

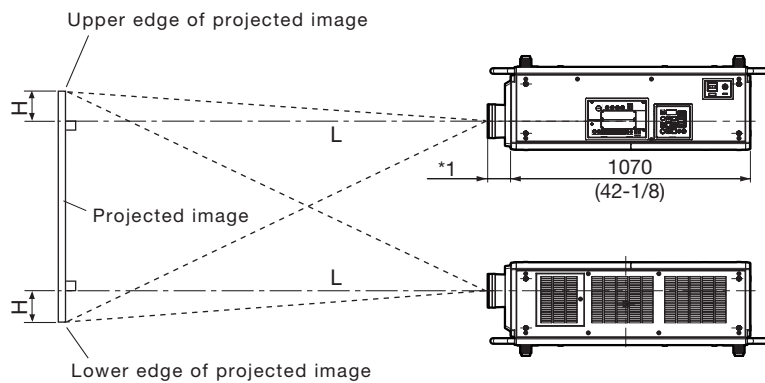
Dimensions



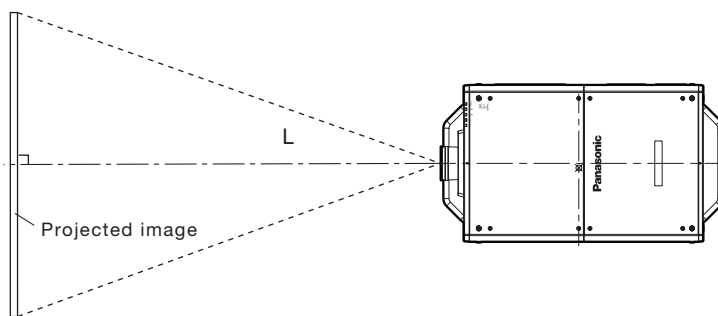
When the optional Long Life Filter Unit (Model No.: ET-EMFU330) is attached



Standard setting-up position



unit : mm (inch)



This illustration is not drawn to scale.

*1 When the lens protrudes to the maximum.

- 182 mm (7-5/32) with the ET-D75LE6
- 95 mm (3-3/4) with the ET-D75LE10
- 91 mm (3-19/32) with the ET-D75LE20
- 91 mm (3-19/32) with the ET-D75LE30
- 94 mm (3-11/16) with the ET-D75LE40
- 224 mm (8-13/16) with the ET-D75LE8
- 173 mm (6-13/16) with the ET-D75LE50

If the ET-D75LE95 is attached, refer to the projection system dimension drawing and the projection distance table for ET-D75LE95 specifications.

Caution:

- All construction work should be done by a qualified technician.

Projection distance for 16:10 aspect ratio screen
(ET-D75LE6/D75LE10/D75LE20/D75LE30/D75LE40/D75LE8/D75LE50)

Unit: meters

Screen size (diagonal)	Distance to screen (L)												Height from the edge of screen to center of lens (H)					
	Zoom												Fixed-focus					
	ET-D75LE6 Zoom lens		ET-D75LE10 Zoom lens		ET-D75LE20 Zoom lens		ET-D75LE30 Zoom lens		ET-D75LE40 Zoom lens		ET-D75LE8 Zoom lens		ET-D75LE50 Fixed-focus lens		Zoom lenses Except ET-D75LE6		Fixed- focus lens	
[m] / [in]	min.	max.	min.	max.	min.	max.	min.	max.	min.	max.	min.	max.	min.	max.	min.	max.	min.	max.
1.78 / 70	1.46	1.75	2.05	2.65	2.64	3.85	3.82	7.45	7.37	11.85	11.65	22.20	1.09	-0.08	-1.03	-0.06	-1.00	0.47
2.03 / 80	1.68	2.01	2.35	3.04	3.03	4.41	4.38	8.54	8.45	13.56	13.37	25.42	1.25	-0.10	-1.17	-0.06	-1.14	0.54
2.29 / 90	1.90	2.27	2.65	3.43	3.42	4.98	4.94	9.63	9.52	15.28	15.09	28.64	1.42	-0.11	-1.32	-0.07	-1.28	0.61
2.54 / 100	2.11	2.53	2.96	3.83	3.81	5.54	5.51	10.72	10.60	16.99	16.81	31.86	1.58	-0.12	-1.47	-0.08	-1.43	0.67
3.05 / 120	2.55	3.05	3.57	4.61	4.59	6.67	6.63	12.90	12.75	20.42	20.25	38.31	1.91	-0.15	-1.76	-0.10	-1.71	0.81
3.81 / 150	3.20	3.83	4.48	5.79	5.76	8.37	8.32	16.17	15.98	25.57	25.41	47.97	2.41	-0.18	-2.20	-0.12	-2.14	1.01
5.08 / 200	4.29	5.13	6.00	7.76	7.71	11.20	11.12	21.62	21.36	34.14	34.01	64.08	3.23	-0.24	-2.93	-0.16	-2.85	1.35
6.35 / 250	5.37	6.43	7.52	9.73	9.65	14.03	13.93	27.07	26.74	42.72	42.61	80.19	4.06	-0.30	-3.67	-0.20	-3.57	1.68
7.62 / 300	6.46	7.73	9.05	11.70	11.60	16.86	16.74	32.51	32.12	51.30	51.21	96.31	4.89	-0.36	-4.40	-0.24	-4.28	2.02
8.89 / 350	7.54	9.03	10.57	13.66	13.55	19.69	19.55	37.96	37.50	59.87	59.81	112.42	5.71	-0.42	-5.14	-0.28	-4.99	2.36
10.16 / 400	8.63	10.33	12.09	15.63	15.50	22.52	22.36	43.41	42.88	68.45	68.40	128.53	6.54	-0.48	-5.87	-0.32	-5.71	2.69
12.70 / 500	10.80	12.93	15.13	19.56	19.39	28.18	27.98	54.31	53.63	85.60	85.60	160.75	8.19	-0.61	-7.34	-0.40	-7.13	3.37
15.24 / 600	12.97	15.53	18.18	23.50	23.29	33.84	33.60	65.21	64.39	102.75	102.80	192.97	9.84	-0.73	-8.80	-0.48	-8.56	4.04
25.40 / 1000	21.66	25.94	30.35	39.24	38.86	56.48	56.08	108.79	107.43	171.36	171.59	—	16.45	-1.21	-14.67	-0.81	-14.27	6.73

Unit: feet

Screen size (diagonal)	Distance to screen (L)												Height from the edge of screen to center of lens (H)					
	Zoom												Fixed-focus					
	ET-D75LE6 Zoom lens		ET-D75LE10 Zoom lens		ET-D75LE20 Zoom lens		ET-D75LE30 Zoom lens		ET-D75LE40 Zoom lens		ET-D75LE8 Zoom lens		ET-D75LE50 Fixed-focus lens		Zoom lenses Except ET-D75LE6		Fixed- focus lens	
[m] / [in]	min.	max.	min.	max.	min.	max.	min.	max.	min.	max.	min.	max.	min.	max.	min.	max.	min.	max.
1.78 / 70	4.8	5.7	6.7	8.7	8.7	12.6	12.5	24.4	24.2	38.9	38.2	72.8	3.6	-0.3	-3.4	-0.2	-3.3	1.5
2.03 / 80	5.5	6.6	7.7	10.0	9.9	14.5	14.4	28.0	27.7	44.5	43.9	83.4	4.1	-0.3	-3.8	-0.2	-3.7	1.8
2.29 / 90	6.2	7.4	8.7	11.3	11.2	16.3	16.2	31.6	31.2	50.1	49.5	94.0	4.7	-0.4	-4.3	-0.2	-4.2	2.0
2.54 / 100	6.9	8.3	9.7	12.6	12.5	18.2	18.1	35.2	34.8	55.7	55.2	104.5	5.2	-0.4	-4.8	-0.3	-4.7	2.2
3.05 / 120	8.4	10.0	11.7	15.1	15.1	21.9	21.8	42.3	41.8	67.0	66.4	125.7	6.3	-0.5	-5.8	-0.3	-5.6	2.7
3.81 / 150	10.5	12.6	14.7	19.0	18.9	27.5	27.3	53.1	52.4	83.9	83.4	157.4	7.9	-0.6	-7.2	-0.4	-7.0	3.3
5.08 / 200	14.1	16.8	19.7	25.5	25.3	36.7	36.5	70.9	70.1	112.0	111.6	210.2	10.6	-0.8	-9.6	-0.5	-9.4	4.4
6.35 / 250	17.6	21.1	24.7	31.9	31.7	46.0	45.7	88.8	87.7	140.2	139.8	263.1	13.3	-1.0	-12.0	-0.7	-11.7	5.5
7.62 / 300	21.2	25.4	29.7	38.4	38.1	55.3	54.9	106.7	105.4	168.3	168.0	316.0	16.0	-1.2	-14.4	-0.8	-14.0	6.6
8.89 / 350	24.7	29.6	34.7	44.8	44.5	64.6	64.1	124.5	123.0	196.4	196.2	368.8	18.7	-1.4	-16.9	-0.9	-16.4	7.7
10.16 / 400	28.3	33.9	39.7	51.3	50.9	73.9	73.4	142.4	140.7	224.6	224.4	421.7	21.5	-1.6	-19.3	-1.0	-18.7	8.8
12.70 / 500	35.4	42.4	49.6	64.2	63.6	92.5	91.8	178.2	176.0	280.8	280.8	527.4	26.9	-2.0	-24.1	-1.3	-23.4	11.1
15.24 / 600	42.6	51.0	59.6	77.1	76.4	111.0	110.2	213.9	211.3	337.1	337.3	633.1	32.3	-2.4	-28.9	-1.6	-28.1	13.3
25.40 / 1000	71.1	85.1	99.6	128.7	127.5	185.3	184.0	356.9	352.5	562.2	563.0	—	54.0	-4.0	-48.1	-2.7	-46.8	22.1

- The value for L (distance to screen) varies slightly within ±5% depending on the zoom lens characteristics.
- At the shortest projection distance, the zoom lens characteristics may cause slight image distortion.
- When vertical keystone correction is used, the image is corrected in the direction that reduces its projected size.

NOTE: When the ET-D75LE50 is mounted, the optical lens shift function cannot be used.

Projection distance for 16:9 aspect ratio screen

(ET-D75LE6/D75LE10/D75LE20/D75LE30/D75LE40/D75LE8/D75LE50)

Unit: meters

Screen size (diagonal)	Distance to screen (L)												Height from the edge of screen to center of lens (H)					
	Zoom												Fixed-focus					
	ET-D75LE6 Zoom lens		ET-D75LE10 Zoom lens		ET-D75LE20 Zoom lens		ET-D75LE30 Zoom lens		ET-D75LE40 Zoom lens		ET-D75LE8 Zoom lens		ET-D75LE50 Fixed-focus lens		Zoom lenses Except ET-D75LE6		Fixed- focus lens	
[m] / [in]	min.	max.	min.	max.	min.	max.	min.	max.	min.	max.	min.	max.	min.	max.	min.	max.	min.	max.
1.78 / 70	1.51	1.80	2.10	2.72	2.72	3.96	3.93	7.66	7.58	12.18	11.99	22.82	1.12	-0.14	-1.01	-0.14	-1.01	0.44
2.03 / 80	1.73	2.07	2.42	3.13	3.12	4.54	4.51	8.78	8.69	13.94	13.75	26.13	1.29	-0.16	-1.16	-0.16	-1.16	0.50
2.29 / 90	1.95	2.33	2.73	3.53	3.52	5.12	5.08	9.90	9.79	15.70	15.52	29.45	1.46	-0.18	-1.30	-0.18	-1.30	0.56
2.54 / 100	2.18	2.60	3.04	3.94	3.92	5.70	5.66	11.02	10.90	17.47	17.29	32.76	1.63	-0.20	-1.44	-0.20	-1.44	0.62
3.05 / 120	2.62	3.13	3.67	4.74	4.72	6.86	6.82	13.26	13.11	20.99	20.82	39.38	1.97	-0.24	-1.73	-0.24	-1.73	0.75
3.81 / 150	3.29	3.94	4.61	5.96	5.92	8.61	8.55	16.62	16.43	26.28	26.13	49.32	2.48	-0.30	-2.17	-0.30	-2.17	0.93
5.08 / 200	4.41	5.27	6.17	7.98	7.92	11.52	11.44	22.22	21.96	35.10	34.97	65.88	3.33	-0.40	-2.89	-0.40	-2.89	1.25
6.35 / 250	5.52	6.61	7.74	10.00	9.92	14.43	14.32	27.82	27.49	43.91	43.80	82.43	4.17	-0.50	-3.61	-0.50	-3.61	1.56
7.62 / 300	6.64	7.95	9.30	12.02	11.93	17.33	17.21	33.42	33.01	52.73	52.64	98.99	5.02	-0.60	-4.33	-0.60	-4.33	1.87
8.89 / 350	7.75	9.28	10.86	14.05	13.93	20.24	20.10	39.02	38.54	61.54	61.48	115.55	5.87	-0.70	-5.06	-0.70	-5.06	2.18
10.16 / 400	8.87	10.62	12.43	16.07	15.93	23.15	22.99	44.62	44.07	70.36	70.32	132.11	6.72	-0.80	-5.78	-0.80	-5.78	2.49
12.70 / 500	11.10	13.30	15.56	20.11	19.93	28.97	28.76	55.82	55.13	87.98	87.99	165.23	8.42	-1.00	-7.22	-1.00	-7.22	3.11
15.24 / 600	13.33	15.97	18.69	24.16	23.94	34.78	34.54	67.02	66.19	105.61	105.67	198.35	10.12	-1.20	-8.67	-1.20	-8.67	3.74
25.40 / 1000	22.26	26.66	31.20	40.33	39.95	58.05	57.64	111.82	110.42	176.13	176.37	—	16.91	-1.99	-14.45	-1.99	-14.45	6.23

Unit: feet

Screen size (diagonal)	Distance to screen (L)												Height from the edge of screen to center of lens (H)					
	Zoom												Fixed-focus					
	ET-D75LE6 Zoom lens		ET-D75LE10 Zoom lens		ET-D75LE20 Zoom lens		ET-D75LE30 Zoom lens		ET-D75LE40 Zoom lens		ET-D75LE8 Zoom lens		ET-D75LE50 Fixed-focus lens		Zoom lenses Except ET-D75LE6		Fixed- focus lens	
[m] / [in]	min.	max.	min.	max.	min.	max.	min.	max.	min.	max.	min.	max.	min.	max.	min.	max.	min.	max.
1.78 / 70	5.0	5.9	6.9	8.9	8.9	13.0	12.9	25.1	24.9	40.0	39.3	74.9	3.7	-0.5	-3.3	-0.5	-3.3	1.4
2.03 / 80	5.7	6.8	7.9	10.3	10.2	14.9	14.8	28.8	28.5	45.7	45.1	85.7	4.2	-0.5	-3.8	-0.5	-3.8	1.6
2.29 / 90	6.4	7.6	9.0	11.6	11.5	16.8	16.7	32.5	32.1	51.5	50.9	96.6	4.8	-0.6	-4.3	-0.6	-4.3	1.8
2.54 / 100	7.2	8.5	10.0	12.9	12.9	18.7	18.6	36.2	35.8	57.3	56.7	107.5	5.3	-0.7	-4.7	-0.7	-4.7	2.0
3.05 / 120	8.6	10.3	12.0	15.6	15.5	22.5	22.4	43.5	43.0	68.9	68.3	129.2	6.5	-0.8	-5.7	-0.8	-5.7	2.5
3.81 / 150	10.8	12.9	15.1	19.6	19.4	28.2	28.1	54.5	53.9	86.2	85.7	161.8	8.1	-1.0	-7.1	-1.0	-7.1	3.1
5.08 / 200	14.5	17.3	20.2	26.2	26.0	37.8	37.5	72.9	72.0	115.2	114.7	216.1	10.9	-1.3	-9.5	-1.3	-9.5	4.1
6.35 / 250	18.1	21.7	25.4	32.8	32.5	47.3	47.0	91.3	90.2	144.1	143.7	270.4	13.7	-1.6	-11.8	-1.6	-11.8	5.1
7.62 / 300	21.8	26.1	30.5	39.4	39.1	56.9	56.5	109.6	108.3	173.0	172.7	324.8	16.5	-2.0	-14.2	-2.0	-14.2	6.1
8.89 / 350	25.4	30.4	35.6	46.1	45.7	66.4	65.9	128.0	126.4	201.9	201.7	379.1	19.3	-2.3	-16.6	-2.3	-16.6	7.2
10.16 / 400	29.1	34.8	40.8	52.7	52.3	76.0	75.4	146.4	144.6	230.8	230.7	433.4	22.0	-2.6	-19.0	-2.6	-19.0	8.2
12.70 / 500	36.4	43.6	51.0	66.0	65.4	95.0	94.4	183.1	180.9	288.6	288.7	542.1	27.6	-3.3	-23.7	-3.3	-23.7	10.2
15.24 / 600	43.7	52.4	61.3	79.3	78.5	114.1	113.3	219.9	217.2	346.5	346.7	650.8	33.2	-3.9	-28.4	-3.9	-28.4	12.3
25.40 / 1000	73.0	87.5	102.4	132.3	131.1	190.5	189.1	366.9	362.3	577.9	578.6	—	55.5	-6.5	-47.4	-6.5	-47.4	20.4

- The value for L (distance to screen) varies slightly within ±5% depending on the zoom lens characteristics.
- At the shortest projection distance, the zoom lens characteristics may cause slight image distortion.
- When vertical keystone correction is used, the image is corrected in the direction that reduces its projected size.

NOTE: When the ET-D75LE50 is mounted, the optical lens shift function cannot be used.

Calculation of the projection distance

For a screen size different from the above, use the equation below to calculate the projection distance.

Aspect ratio 16:10

Zoom lenses

ET-D75LE6	minimum	$L (m) = (\text{diagonal screen size in inches}) \times 0.0217 - 0.0566$
	maximum	$L (m) = (\text{diagonal screen size in inches}) \times 0.0260 - 0.0736$
ET-D75LE10	minimum	$L (m) = (\text{diagonal screen size in inches}) \times 0.0304 - 0.0857$
	maximum	$L (m) = (\text{diagonal screen size in inches}) \times 0.0393 - 0.1085$
ET-D75LE20	minimum	$L (m) = (\text{diagonal screen size in inches}) \times 0.0389 - 0.0832$
	maximum	$L (m) = (\text{diagonal screen size in inches}) \times 0.0566 - 0.1162$
ET-D75LE30	minimum	$L (m) = (\text{diagonal screen size in inches}) \times 0.0562 - 0.1131$
	maximum	$L (m) = (\text{diagonal screen size in inches}) \times 0.1090 - 0.1765$
ET-D75LE40	minimum	$L (m) = (\text{diagonal screen size in inches}) \times 0.1076 - 0.1577$
	maximum	$L (m) = (\text{diagonal screen size in inches}) \times 0.1715 - 0.1615$
ET-D75LE8	minimum	$L (m) = (\text{diagonal screen size in inches}) \times 0.1720 - 0.3862$
	maximum	$L (m) = (\text{diagonal screen size in inches}) \times 0.3222 - 0.3598$

Fixed-focus lens

ET-D75LE50	$L (m) = (\text{diagonal screen size in inches}) \times 0.0165 - 0.0713$
------------	--

Aspect ratio 16:9

Zoom lenses

ET-D75LE6	minimum	$L (m) = (\text{diagonal screen size in inches}) \times 0.0223 - 0.0566$
	maximum	$L (m) = (\text{diagonal screen size in inches}) \times 0.0267 - 0.0736$
ET-D75LE10	minimum	$L (m) = (\text{diagonal screen size in inches}) \times 0.0313 - 0.0857$
	maximum	$L (m) = (\text{diagonal screen size in inches}) \times 0.0404 - 0.1085$
ET-D75LE20	minimum	$L (m) = (\text{diagonal screen size in inches}) \times 0.0400 - 0.0832$
	maximum	$L (m) = (\text{diagonal screen size in inches}) \times 0.0582 - 0.1162$
ET-D75LE30	minimum	$L (m) = (\text{diagonal screen size in inches}) \times 0.0577 - 0.1131$
	maximum	$L (m) = (\text{diagonal screen size in inches}) \times 0.1120 - 0.1765$
ET-D75LE40	minimum	$L (m) = (\text{diagonal screen size in inches}) \times 0.1106 - 0.1577$
	maximum	$L (m) = (\text{diagonal screen size in inches}) \times 0.1763 - 0.1615$
ET-D75LE8	minimum	$L (m) = (\text{diagonal screen size in inches}) \times 0.1768 - 0.3862$
	maximum	$L (m) = (\text{diagonal screen size in inches}) \times 0.3312 - 0.3598$

Fixed-focus lens

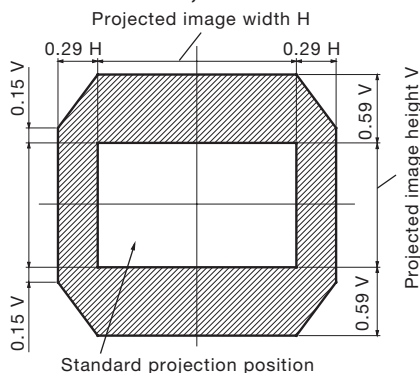
ET-D75LE50	$L (m) = (\text{diagonal screen size in inches}) \times 0.0170 - 0.0713$
------------	--

• Distances calculated with the above equations will include slight deviations.

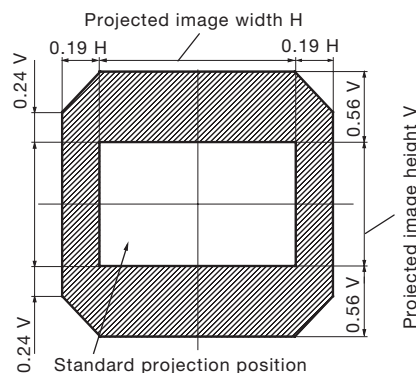
Shift range

Optical axis shift function allows to shift the position of a projected image as shown below.

**ET-D75LE8, ET-D75LE10, ET-D75LE20,
ET-D75LE30, ET-D75LE40**

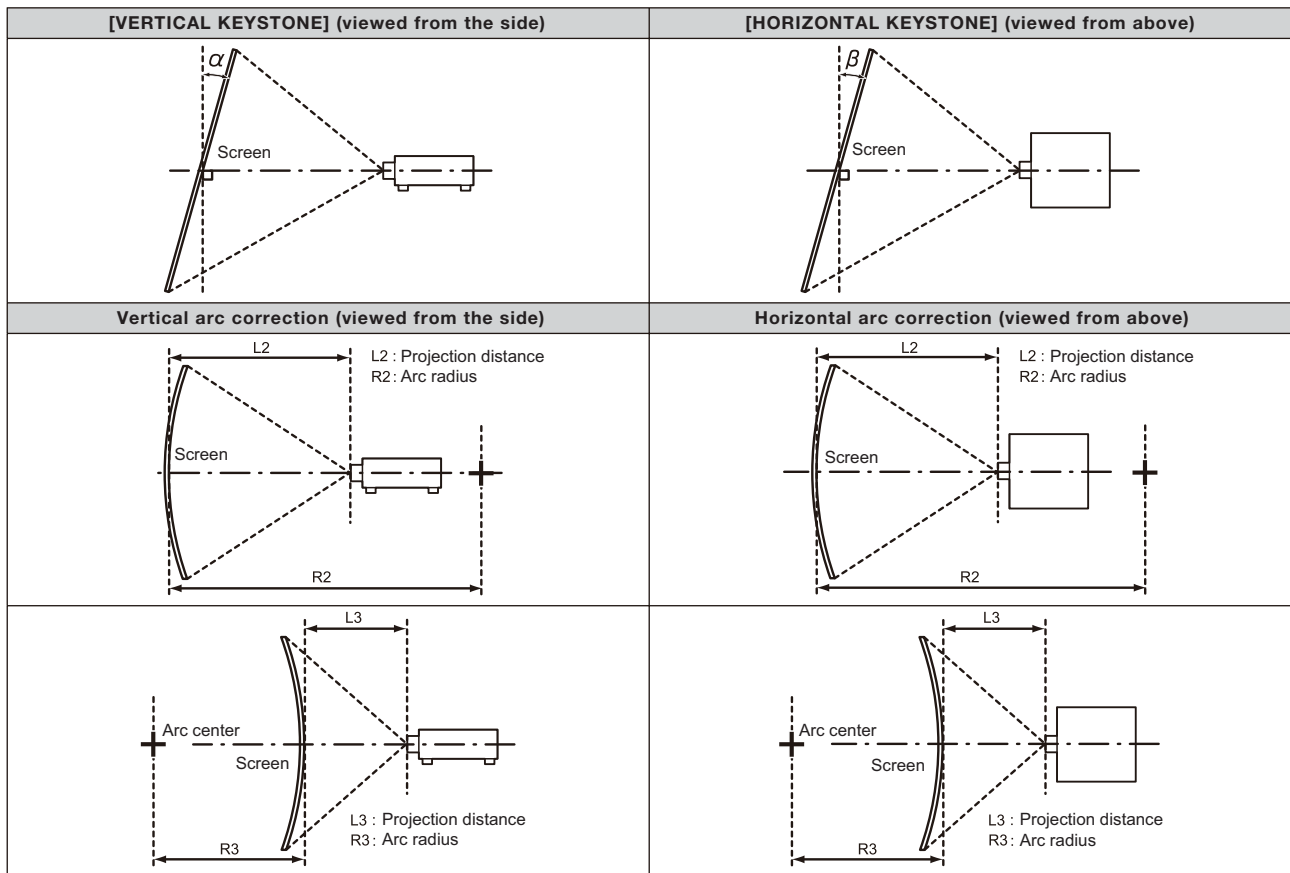


ET-D75LE6



NOTE: Because the ET-D75LE50 is a fixed short-throw lens, the lens shift function cannot be used with it.

[GEOMETRY] projection range



Standard status

Projection lens Model No.	Only [KEYSTONE] used*1		[KEYSTONE] and [CURVED CORRECTION] used together*1				Only [CURVED CORRECTION] used	
	Vertical keystone correction angle α (°)	Horizontal keystone correction angle β (°)	Vertical keystone correction angle α (°)	Horizontal keystone correction angle β (°)	Min. value of R2/L2	Min. value of R3/L3	Min. value of R2/L2	Min. value of R3/L3
ET-D75LE6	±28	±15	±10	±10	1.6	3.9	0.9	2.3
ET-D75LE8	±40	±15	±20	±15	0.2	0.4	0.2	0.3
ET-D75LE10	±40	±15	±10	±10	1.1	2.6	0.6	1.5
ET-D75LE20	±40	±15	±15	±10	0.9	1.7	0.5	1.0
ET-D75LE30	±40	±15	±20	±10	0.6	1.2	0.4	0.7
ET-D75LE40	±40	±15	±20	±15	0.4	0.7	0.2	0.4
ET-D75LE50	±22	±15	±8	±8	2.0	4.9	1.2	2.9
ET-D75LE95*6	+5 / -0	0	—	—	—	—	—	—

*1 When [VERTICAL KEYSTONE] and [HORIZONTAL KEYSTONE] are used simultaneously, correction cannot be made exceeding total of 30°.

*2 Only the vertical keystone correction angle can be corrected in the direction in which the projector body moves away from the screen.

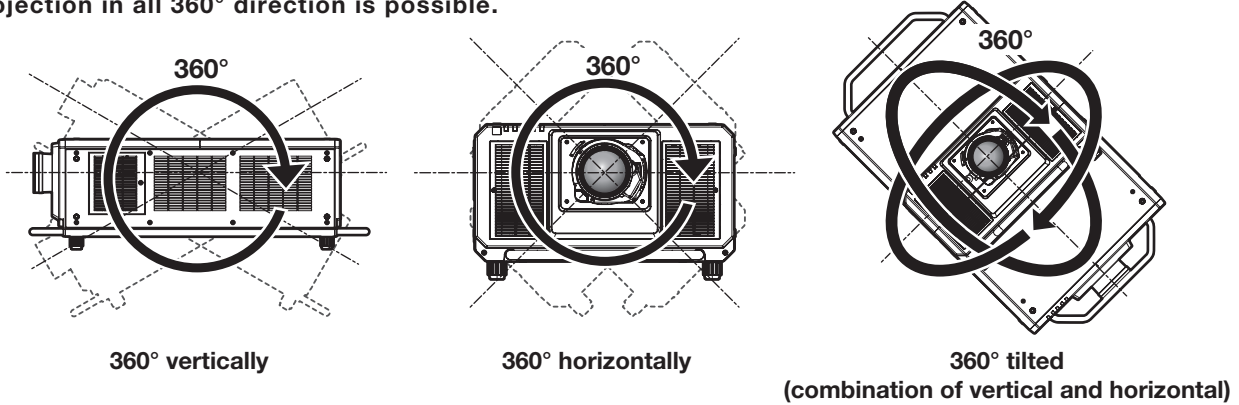
When using the optional Upgrade Kit (Model No.: ET-UK20)

Projection lens Model No.	Only [KEYSTONE] used*1		[KEYSTONE] and [CURVED CORRECTION] used together				Only [CURVED CORRECTION] used	
	Vertical keystone correction angle α (°)	Horizontal keystone correction angle β (°)	Vertical keystone correction angle α (°)	Horizontal keystone correction angle β (°)	Min. value of R2/L2	Min. value of R3/L3	Min. value of R2/L2	Min. value of R3/L3
ET-D75LE6	±28	±15	±10	±10	1.2	3.0	0.7	1.7
ET-D75LE8	±45	±40	±20	±15	0.2	0.3	0.1	0.2
ET-D75LE10	±40	±15	±10	±10	0.9	2.0	0.5	1.1
ET-D75LE20	±40	±20	±15	±10	0.7	1.3	0.4	0.7
ET-D75LE30	±45	±25	±20	±10	0.5	0.9	0.3	0.5
ET-D75LE40	±45	±30	±20	±15	0.3	0.5	0.2	0.3
ET-D75LE50	±22	±15	±8	±8	1.5	3.7	0.9	2.2
ET-D75LE95*2	+5 / -0	0	—	—	—	—	—	—

*1 When [VERTICAL KEYSTONE] and [HORIZONTAL KEYSTONE] are used simultaneously, correction cannot be made exceeding total of 30°.

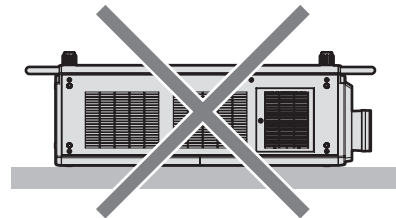
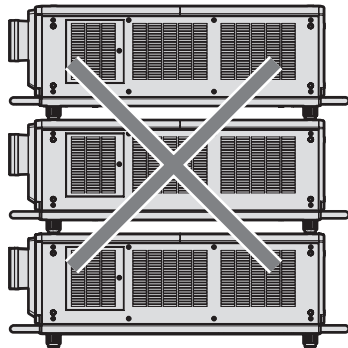
*2 Only the vertical keystone correction angle can be corrected in the direction in which the projector body moves away from the screen.

Projection in all 360° direction is possible.


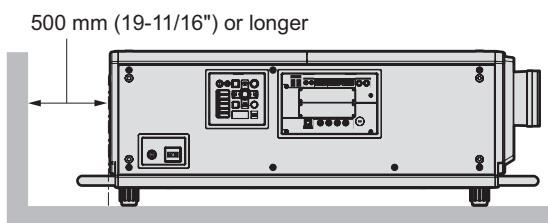
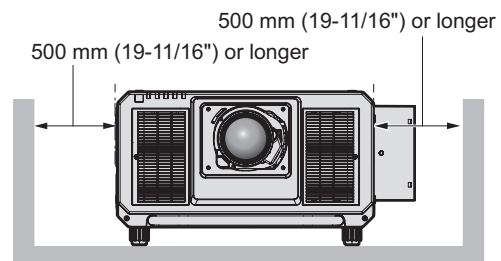
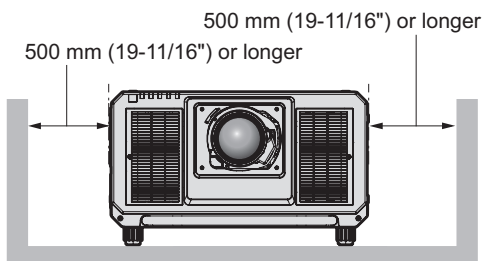


Cautions when setting up the projector

- Prevent hot and cool air from the air conditioning system to blow directly to the ventilation ports (intake and exhaust) of the projector.



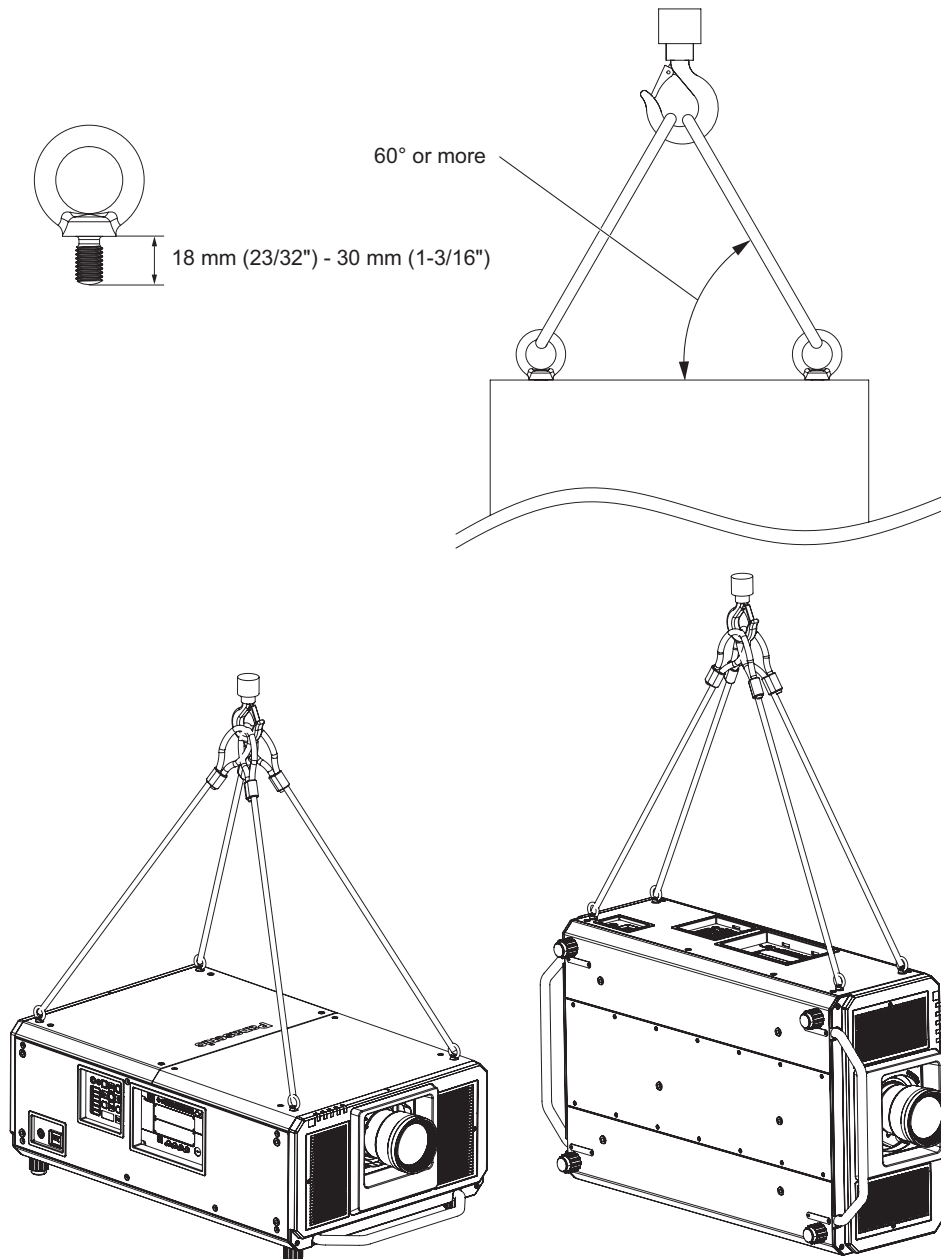
When the optional Long Life Filter Unit (Model No.: ET-EMFU330) is attached



- Do not install the projector in a confined space. When installing the projector in a confined space, provide air conditioning or ventilation separately. Exhaust heat may accumulate when the ventilation is not enough, triggering the protection circuit of the projector.
- Panasonic takes no responsibility for any damage to the product caused by an inappropriate choice of location for installing the projector, even if the warranty period of the product has not expired.

Cautions when conducting lifting work

- Use the eyebolts only when temporarily lifting the projector such as when installing the projector.
- Use ISO 3266 standard eyebolts (commercially available) for the M10 with an underhead length of 18 mm (23/32") to 30 mm (1-3/16"). Also use ISO standard parts for other components to lift the projector (wires, etc.).
- Lift the projector using the eyebolts attached to 4 locations on the same plane.
- Set the lifting angle to 60° or more.



List of compatible signals

The following table specifies the video signals that the projector can project. For details of SDI signal, refer to “List of single link SDI compatible signals”, “List of dual link SDI compatible signals”, “List of quad link SDI compatible signals”. This projector supports the signal with ✓ in the compatible signal column.

- The content of the compatible signal column is as follows.
 - 1: Single link (displays one image using one input signal.)
 - 2: Dual link (displays one image using two input signals.)
 - 3: Quad link (displays one image using four input signals.)

Signal name (SIGNAL FORMAT)	Resolution (Dots)	Scanning freq. H (KHz)	V (Hz)	Dot clock freq. (MHz)	Compatible signal						
					DIGITAL LINK 1	1	HDMI*1 2	3	1	DVI-D*2 2	3
480/60i	720 (1440) x 480i*3	15.7	59.9	27.0	✓	✓	—	—	✓	—	—
576/50i	720 (1440) x 576i*3	15.6	50.0	27.0	✓	✓	—	—	✓	—	—
480/60p	720 x 480	31.5	59.9	27.0	✓	✓	—	—	✓	—	—
576/50p	720 x 576	31.3	50.0	27.0	✓	✓	—	—	✓	—	—
720/60p	1280 x 720	45.0	60.0	74.3	✓	✓	—	—	✓	—	—
720/50p	1280 x 720	37.5	50.0	74.3	✓	✓	—	—	✓	—	—
1080/60i	1920 x 1080i	33.8	60.0	74.3	✓	✓	—	—	✓	—	—
1080/50i	1920 x 1080i	28.1	50.0	74.3	✓	✓	—	—	✓	—	—
1080/24p	1920 x 1080	27.0	24.0	74.3	✓	✓	—	—	✓	—	—
1080/24sF	1920 x 1080i	27.0	48.0	74.3	✓	✓	—	—	✓	—	—
1080/25p	1920 x 1080	28.1	25.0	74.3	✓	✓	—	—	✓	—	—
1080/30p	1920 x 1080	33.8	30.0	74.3	✓	✓	—	—	✓	—	—
1080/60p	1920 x 1080	67.5	60.0	148.5	✓	✓	—	—	✓	—	—
1080/50p	1920 x 1080	56.3	50.0	148.5	✓	✓	—	—	✓	—	—
2K/24p	2048 x 1080	27.0	24.0	74.3	✓	✓	—	—	✓	—	—
2K/25p	2048 x 1080	28.1	25.0	74.3	✓	✓	—	—	✓	—	—
2K/30p	2048 x 1080	33.8	30.0	74.3	✓	✓	—	—	✓	—	—
2K/48p	2048 x 1080	54.0	48.0	148.5	✓	✓	—	—	✓	—	—
2K/60p	2048 x 1080	67.5	60.0	148.5	✓	✓	—	—	✓	—	—
2K/50p	2048 x 1080	56.3	50.0	148.5	✓	✓	—	—	✓	—	—
3840 x 2160/24p	3840 x 2160	54.0	24.0	297.0	✓	✓	✓	✓	—	✓	✓
3840 x 2160/25p	3840 x 2160	56.3	25.0	297.0	✓	✓	✓	✓	—	✓	✓
3840 x 2160/30p	3840 x 2160	67.5	30.0	297.0	✓	✓	✓	✓	—	✓	✓
3840 x 2160/60p	3840 x 2160	135.0	60.0	297.0	✓*4	✓*4	—	—	—	—	—
	3840 x 2160	135.0	60.0	594.0	—	✓	✓	✓	—	—	✓
3840 x 2160/50p	3840 x 2160	112.5	50.0	297.0	✓*4	✓*4	—	—	—	—	—
	3840 x 2160	112.5	50.0	594.0	—	✓	✓	✓	—	—	✓
4096 x 2160/24p	4096 x 2160	54.0	24.0	297.0	✓	✓	✓	✓	—	✓	✓
4096 x 2160/25p	4096 x 2160	56.3	25.0	297.0	✓	✓	✓	✓	—	✓	✓
4096 x 2160/30p	4096 x 2160	67.5	30.0	297.0	✓	✓	✓	✓	—	✓	✓
4096 x 2160/60p	4096 x 2160	135.0	60.0	297.0	✓*4	✓*4	—	—	—	—	—
	4096 x 2160	135.0	60.0	594.0	—	✓	✓	✓	—	—	✓
4096 x 2160/50p	4096 x 2160	112.5	50.0	297.0	✓*4	✓*4	—	—	—	—	—
	4096 x 2160	112.5	50.0	594.0	—	✓	✓	✓	—	—	✓
640 x 400/70	640 x 400	31.5	70.1	25.2	✓	✓	—	—	✓	—	—
640 x 400/85	640 x 400	37.9	85.1	31.5	✓	✓	—	—	✓	—	—
640 x 480/60	640 x 480	31.5	59.9	25.2	✓	✓	—	—	✓	—	—
640 x 480/67	640 x 480	35.0	66.7	30.2	✓	✓	—	—	✓	—	—
640 x 480/73	640 x 480	37.9	72.8	31.5	✓	✓	—	—	✓	—	—
640 x 480/75	640 x 480	37.5	75.0	31.5	✓	✓	—	—	✓	—	—
640 x 480/85	640 x 480	43.3	85.0	36.0	✓	✓	—	—	✓	—	—
800 x 600/56	800 x 600	35.2	56.3	36.0	✓	✓	—	—	✓	—	—
800 x 600/60	800 x 600	37.9	60.3	40.0	✓	✓	—	—	✓	—	—
800 x 600/72	800 x 600	48.1	72.2	50.0	✓	✓	—	—	✓	—	—
800 x 600/75	800 x 600	46.9	75.0	49.5	✓	✓	—	—	✓	—	—
800 x 600/85	800 x 600	53.7	85.1	56.3	✓	✓	—	—	✓	—	—
832 x 624/75	832 x 624	49.7	74.6	57.3	✓	✓	—	—	✓	—	—

Signal name (SIGNAL FORMAT)	Resolution (Dots)	Scanning freq.		Dot clock freq. (MHz)	Compatible signal						
		H (KHz)	V (Hz)		DIGITAL LINK		HDMI*1			DVI-D*2	
					1	1	2	3	1	2	3
1024 x 768/50	1024 x 768	39.6	50.0	51.9	✓	✓	—	—	✓	—	—
1024 x 768/60	1024 x 768	48.4	60.0	65.0	✓	✓	—	—	✓	—	—
1024 x 768/70	1024 x 768	56.5	70.1	75.0	✓	✓	—	—	✓	—	—
1024 x 768/75	1024 x 768	60.0	75.0	78.8	✓	✓	—	—	✓	—	—
1024 x 768/82	1024 x 768	65.5	81.6	86.0	✓	✓	—	—	✓	—	—
1024 x 768/85	1024 x 768	68.7	85.0	94.5	✓	✓	—	—	✓	—	—
1024 x 768/100	1024 x 768	81.4	100.0	113.3	✓	✓	—	—	✓	—	—
1024 x 768/120	1024 x 768	98.8	120.0	139.1	✓	✓	—	—	✓	—	—
1152 x 864/60	1152 x 864	53.7	60.0	81.6	✓	✓	—	—	✓	—	—
1152 x 864/70	1152 x 864	64.0	70.0	94.2	✓	✓	—	—	✓	—	—
1152 x 864/75	1152 x 864	67.5	75.0	108.0	✓	✓	—	—	✓	—	—
1152 x 864/85	1152 x 864	77.1	85.0	119.7	✓	✓	—	—	✓	—	—
1152 x 870/75	1152 x 870	68.7	75.1	100.0	✓	✓	—	—	✓	—	—
1280 x 720/50	1280 x 720	37.1	49.8	60.5	✓	✓	—	—	✓	—	—
1280 x 720/60	1280 x 720	44.8	59.9	74.5	✓	✓	—	—	✓	—	—
1280 x 720/100	1280 x 720	76.3	100.0	131.8	✓	✓	—	—	✓	—	—
1280 x 720/120	1280 x 720	92.6	120.0	161.6	✓	✓	—	—	✓	—	—
1280 x 768/50	1280 x 768	39.6	49.9	65.3	✓	✓	—	—	✓	—	—
1280 x 768/60	1280 x 768	47.8	59.9	79.5	✓	✓	—	—	✓	—	—
	1280 x 768*5	47.4	60.0	68.3	✓	✓	—	—	✓	—	—
1280 x 768/75	1280 x 768	60.3	74.9	102.3	✓	✓	—	—	✓	—	—
1280 x 768/85	1280 x 768	68.6	84.8	117.5	✓	✓	—	—	✓	—	—
1280 x 800/50	1280 x 800	41.3	50.0	68.0	✓	✓	—	—	✓	—	—
1280 x 800/60	1280 x 800	49.7	59.8	83.5	✓	✓	—	—	✓	—	—
	1280 x 800*5	49.3	59.9	71.0	✓	✓	—	—	✓	—	—
1280 x 800/75	1280 x 800	62.8	74.9	106.5	✓	✓	—	—	✓	—	—
1280 x 800/85	1280 x 800	71.6	84.9	122.5	✓	✓	—	—	✓	—	—
1280 x 960/60	1280 x 960	60.0	60.0	108.0	✓	✓	—	—	✓	—	—
1280 x 1024/50	1280 x 1024	52.4	50.0	88.0	✓	✓	—	—	✓	—	—
1280 x 1024/60	1280 x 1024	64.0	60.0	108.0	✓	✓	—	—	✓	—	—
1280 x 1024/66	1280 x 1024	72.3	66.3	125.0	✓	✓	—	—	✓	—	—
1280 x 1024/72	1280 x 1024	78.2	72.0	135.1	✓	✓	—	—	✓	—	—
1280 x 1024/75	1280 x 1024	80.0	75.0	135.0	✓	✓	—	—	✓	—	—
1280 x 1024/85	1280 x 1024	91.1	85.0	157.5	✓	✓	—	—	✓	—	—
1366 x 768/50	1366 x 768	39.6	49.9	69.0	✓	✓	—	—	✓	—	—
1366 x 768/60	1366 x 768	47.7	59.8	85.5	✓	✓	—	—	✓	—	—
1400 x 1050/50	1400 x 1050	54.1	50.0	99.9	✓	✓	—	—	✓	—	—
	1400 x 1050	64.0	60.0	108.0	✓	✓	—	—	✓	—	—
1400 x 1050/60	1400 x 1050	65.3	60.0	121.8	✓	✓	—	—	✓	—	—
	1400 x 1050	65.2	60.0	122.6	✓	✓	—	—	✓	—	—
1400 x 1050/72	1400 x 1050	78.8	72.0	149.3	✓	✓	—	—	✓	—	—
1400 x 1050/75	1400 x 1050	82.2	75.0	155.9	✓	✓	—	—	✓	—	—
1440 x 900/50	1440 x 900	46.3	49.9	86.8	✓	✓	—	—	✓	—	—
1440 x 900/60	1440 x 900	55.9	59.9	106.5	✓	✓	—	—	✓	—	—
1600 x 900/50	1600 x 900	46.4	49.9	96.5	✓	✓	—	—	✓	—	—
1600 x 900/60	1600 x 900	55.9	60.0	119.0	✓	✓	—	—	✓	—	—
1600 x 1200/50	1600 x 1200	61.8	49.9	131.5	✓	✓	—	—	✓	—	—
1600 x 1200/60	1600 x 1200	75.0	60.0	162.0	✓	✓	—	—	✓	—	—
1680 x 1050/50	1680 x 1050	54.1	50.0	119.5	✓	✓	—	—	✓	—	—
1680 x 1050/60	1680 x 1050	65.3	60.0	146.3	✓	✓	—	—	✓	—	—
1920 x 1080/50	1920 x 1080	55.6	49.9	141.5	✓	✓	—	—	✓	—	—
	1920 x 1080*5	66.6	59.9	138.5	✓	✓	—	—	✓	—	—
1920 x 1080/60	1920 x 1080	67.2	60.0	173.0	✓	✓	—	—	—	—	—
1920 x 1200/50	1920 x 1200	61.8	49.9	158.3	✓	✓	—	—	✓	—	—
1920 x 1200/60	1920 x 1200	74.6	59.9	193.3	✓	✓	—	—	—	—	—
1920 x 1200/60RB	1920 x 1200*5	74.0	60.0	154.0	✓	✓	—	—	✓	—	—

Signal name (SIGNAL FORMAT)	Resolution (Dots)	Scanning freq.		Dot clock freq. (MHz)	Compatible signal						
		H (KHz)	V (Hz)		DIGITAL LINK		HDMI*1			DVI-D*2	
					1	1	2	3	1	2	3
2560 x 1600/50	2560 x 1600	82.4	50.0	286.0	✓	✓	—	—	—	—	—
2560 x 1600/60	2560 x 1600*5	98.7	60.0	268.5	✓	✓	—	—	—	—	—
3840 x 2400/30	3840 x 2400*5	73.0	30.0	286.2	✓	✓	—	—	—	—	—
3840 x 2400/60	3840 x 2400	148.1	60.0	616.0	—	—	—	✓	—	—	✓
3840 x 2400/60	3840 x 2400*5	148.1	60.0	592.5	—	✓	—	—	—	—	—
3840 x 2400/50	3840 x 2400	123.6	49.9	633.0	—	—	—	✓	—	—	✓
3840 x 2400/50	3840 x 2400*5	122.9	50.0	481.6	—	✓	—	—	—	—	—

- *1 This is supported when the optional Interface Board for HDMI 2 input (Model No.: ET-MDNHM10) is installed in the slot.
Quad link is supported only when the optional Interface Board for HDMI 2 input (Model No.: ET-MDNHM10) is installed on both <SLOT 1> and <SLOT 2>.
- *2 This is supported when the optional Interface Board for DVI-D 2 input (Model No.: ET-MDNDV10) is installed in the slot.
Quad link is supported only when the optional Interface Board for DVI-D 2 input (Model No.: ET-MDNDV10) is installed on both <SLOT 1> and <SLOT 2>.
- *3 Pixel-Repetition signal (dot clock frequency 27.0 MHz) only
- *4 YPePr 4:2:0 format only
- *5 VESA CVT-RB (Reduced Blanking)-compliant

- NOTE:**
- A signal with a different resolution is converted to the number of display dots. The number of display dots is as follows.
- When the [ADVANCED MENU] menu → [QUAD PIXEL DRIVE] is set to [ON]: 5 120 x 3 200
- When the [ADVANCED MENU] menu → [QUAD PIXEL DRIVE] is set to [OFF]: 2 560 x 1 600
 - The “i” at the end of the resolution indicates an interlaced signal.
 - When interlaced signals are connected, flickering may occur on the projected image.

List of plug and play compatible signals

The following table specifies the video signals compatible with plug and play. Signal with ✓ in the plug and play compatible signal column is the signal described in the EDID (extended display identification data) of the projector. For the signal without ✓ in the plug and play compatible signal column, the resolution may not be selected on the computer even if the projector is supporting it.

Signal name (SIGNAL FORMAT)	Resolution (Dots)	Scanning freq. H (KHz)	Scanning freq. V (Hz)	Dot clock freq. (MHz)	Plug and play compatible signal								
					DIGITAL LINK			HDMI*1		DVI-D*2			
					4K/60p	4K/30p	2K	4K/60p*3	4K/30p	2K	EDID1	EDID2	EDID3
480/60i	720 (1440) x 480i*4	15.7	59.9	27.0	—	—	—	—	—	—	—	—	—
576/50i	720 (1440) x 576i*4	15.6	50.0	27.0	—	—	—	—	—	—	—	—	—
480/60p	720 x 480	31.5	59.9	27.0	✓	✓	✓	✓	✓	✓	✓	—	✓
576/50p	720 x 576	31.3	50.0	27.0	✓	✓	✓	✓	✓	✓	✓	—	✓
720/60p	1280 x 720	45.0	60.0	74.3	✓	✓	✓	✓	✓	✓	✓	—	✓
720/50p	1280 x 720	37.5	50.0	74.3	✓	✓	✓	✓	✓	✓	✓	—	✓
1080/60i	1920 x 1080i	33.8	60.0	74.3	✓	✓	✓	✓	✓	✓	✓	—	✓
1080/50i	1920 x 1080i	28.1	50.0	74.3	✓	✓	✓	✓	✓	✓	✓	—	✓
1080/24p	1920 x 1080	27.0	24.0	74.3	✓	✓	✓	✓	✓	✓	✓	—	✓
1080/24sF	1920 x 1080i	27.0	48.0	74.3	—	—	—	—	—	—	—	—	—
1080/25p	1920 x 1080	28.1	25.0	74.3	✓	✓	✓	✓	✓	✓	✓	—	✓
1080/30p	1920 x 1080	33.8	30.0	74.3	✓	✓	✓	✓	✓	✓	✓	—	✓
1080/60p	1920 x 1080	67.5	60.0	148.5	✓	✓	✓	✓	✓	✓	✓	—	✓
1080/50p	1920 x 1080	56.3	50.0	148.5	✓	✓	✓	✓	✓	✓	✓	—	✓
2K/24p	2048 x 1080	27.0	24.0	74.3	—	—	—	—	—	—	—	—	—
2K/25p	2048 x 1080	28.1	25.0	74.3	—	—	—	—	—	—	—	—	—
2K/30p	2048 x 1080	33.8	30.0	74.3	—	—	—	—	—	—	—	—	—
2K/48p	2048 x 1080	54.0	48.0	148.5	—	—	—	—	—	—	—	—	—
2K/60p	2048 x 1080	67.5	60.0	148.5	—	—	—	—	—	—	—	—	—
2K/50p	2048 x 1080	56.3	50.0	148.5	—	—	—	—	—	—	—	—	—
3840 x 2160/24p	3840 x 2160	54.0	24.0	297.0	✓	✓	—	✓	✓	—	—	—	—
3840 x 2160/25p	3840 x 2160	56.3	25.0	297.0	✓	✓	—	✓	✓	—	—	—	—
3840 x 2160/30p	3840 x 2160	67.5	30.0	297.0	✓	✓	—	✓	✓	—	—	—	—
3840 x 2160/60p	3840 x 2160	135.0	60.0	297.0	✓*5	—	—	✓*5	—	—	—	—	—
	3840 x 2160	135.0	60.0	594.0	—	—	—	✓	—	—	—	—	—
3840 x 2160/50p	3840 x 2160	112.5	50.0	297.0	✓*5	—	—	✓*5	—	—	—	—	—
	3840 x 2160	112.5	50.0	594.0	—	—	—	✓	—	—	—	—	—
4096 x 2160/24p	4096 x 2160	54.0	24.0	297.0	✓	✓	—	✓	✓	—	—	—	—
4096 x 2160/25p	4096 x 2160	56.3	25.0	297.0	✓	✓	—	✓	✓	—	—	—	—
4096 x 2160/30p	4096 x 2160	67.5	30.0	297.0	✓	✓	—	✓	✓	—	—	—	—
4096 x 2160/60p	4096 x 2160	135.0	60.0	297.0	✓*5	—	—	✓*5	—	—	—	—	—
	4096 x 2160	135.0	60.0	594.0	—	—	—	✓	—	—	—	—	—
4096 x 2160/50p	4096 x 2160	112.5	50.0	297.0	✓*5	—	—	✓*5	—	—	—	—	—
	4096 x 2160	112.5	50.0	594.0	—	—	—	✓	—	—	—	—	—
640 x 400/70	640 x 400	31.5	70.1	25.2	—	—	—	—	—	—	—	—	—
640 x 400/85	640 x 400	37.9	85.1	31.5	—	—	—	—	—	—	—	—	—
640 x 480/60	640 x 480	31.5	59.9	25.2	✓	✓	✓	✓	✓	✓	✓	✓	✓
640 x 480/67	640 x 480	35.0	66.7	30.2	—	—	—	—	—	—	—	—	—
640 x 480/73	640 x 480	37.9	72.8	31.5	✓	✓	✓	✓	✓	✓	—	✓	✓
640 x 480/75	640 x 480	37.5	75.0	31.5	✓	✓	✓	✓	✓	✓	—	✓	✓
640 x 480/85	640 x 480	43.3	85.0	36.0	—	—	—	—	—	—	—	—	—
800 x 600/56	800 x 600	35.2	56.3	36.0	✓	✓	✓	✓	✓	✓	—	✓	✓
800 x 600/60	800 x 600	37.9	60.3	40.0	✓	✓	✓	✓	✓	✓	—	✓	✓
800 x 600/72	800 x 600	48.1	72.2	50.0	✓	✓	✓	✓	✓	✓	—	✓	✓
800 x 600/75	800 x 600	46.9	75.0	49.5	✓	✓	✓	✓	✓	✓	—	✓	✓
800 x 600/85	800 x 600	53.7	85.1	56.3	—	—	—	—	—	—	—	—	—
832 x 624/75	832 x 624	49.7	74.6	57.3	✓	✓	✓	✓	✓	✓	—	✓	✓

Signal name (SIGNAL FORMAT)	Resolution (Dots)	Scanning freq. H (KHz)	V (Hz)	Dot clock freq. (MHz)	Plug and play compatible signal								
					DIGITAL LINK			HDMI*1			DVI-D*2		
					4K/60p	4K/30p	2K	4K/60p ³	4K/30p	2K	EDID1	EDID2	EDID3
1024 x 768/50	1024 x 768	39.6	50.0	51.9	—	—	—	—	—	—	—	—	—
1024 x 768/60	1024 x 768	48.4	60.0	65.0	✓	✓	✓	✓	✓	✓	—	✓	✓
1024 x 768/70	1024 x 768	56.5	70.1	75.0	✓	✓	✓	✓	✓	✓	—	✓	✓
1024 x 768/75	1024 x 768	60.0	75.0	78.8	✓	✓	✓	✓	✓	✓	—	✓	✓
1024 x 768/82	1024 x 768	65.5	81.6	86.0	—	—	—	—	—	—	—	—	—
1024 x 768/85	1024 x 768	68.7	85.0	94.5	—	—	—	—	—	—	—	—	—
1024 x 768/100	1024 x 768	81.4	100.0	113.3	—	—	—	—	—	—	—	—	—
1024 x 768/120	1024 x 768	98.8	120.0	139.1	✓	✓	✓	✓	✓	✓	—	✓	✓
1152 x 864/60	1152 x 864	53.7	60.0	81.6	—	—	—	—	—	—	—	—	—
1152 x 864/70	1152 x 864	64.0	70.0	94.2	—	—	—	—	—	—	—	—	—
1152 x 864/75	1152 x 864	67.5	75.0	108.0	—	—	—	—	—	—	—	—	—
1152 x 864/85	1152 x 864	77.1	85.0	119.7	—	—	—	—	—	—	—	—	—
1152 x 870/75	1152 x 870	68.7	75.1	100.0	✓	✓	✓	✓	✓	✓	—	✓	✓
1280 x 720/50	1280 x 720	37.1	49.8	60.5	—	—	—	—	—	—	—	—	—
1280 x 720/60	1280 x 720	44.8	59.9	74.5	—	—	—	—	—	—	—	—	—
1280 x 720/100	1280 x 720	76.3	100.0	131.8	—	—	—	—	—	—	—	—	—
1280 x 720/120	1280 x 720	92.6	120.0	161.6	—	—	—	—	—	—	—	—	—
1280 x 768/50	1280 x 768	39.6	49.9	65.3	—	—	—	—	—	—	—	—	—
1280 x 768/60	1280 x 768	47.8	59.9	79.5	—	—	—	—	—	—	—	—	—
	1280 x 768*6	47.4	60.0	68.3	—	—	—	—	—	—	—	—	—
1280 x 768/75	1280 x 768	60.3	74.9	102.3	—	—	—	—	—	—	—	—	—
1280 x 768/85	1280 x 768	68.6	84.8	117.5	—	—	—	—	—	—	—	—	—
1280 x 800/50	1280 x 800	41.3	50.0	68.0	—	—	—	—	—	—	—	—	—
1280 x 800/60	1280 x 800	49.7	59.8	83.5	—	—	—	—	—	—	—	—	—
	1280 x 800*6	49.3	59.9	71.0	—	—	—	—	—	—	—	—	—
1280 x 800/75	1280 x 800	62.8	74.9	106.5	—	—	—	—	—	—	—	—	—
1280 x 800/85	1280 x 800	71.6	84.9	122.5	—	—	—	—	—	—	—	—	—
1280 x 960/60	1280 x 960	60.0	60.0	108.0	—	—	—	—	—	—	—	—	—
1280 x 1024/50	1280 x 1024	52.4	50.0	88.0	—	—	—	—	—	—	—	—	—
1280 x 1024/60	1280 x 1024	64.0	60.0	108.0	—	—	—	—	—	—	—	—	—
1280 x 1024/66	1280 x 1024	72.3	66.3	125.0	—	—	—	—	—	—	—	—	—
1280 x 1024/72	1280 x 1024	78.2	72.0	135.1	—	—	—	—	—	—	—	—	—
1280 x 1024/75	1280 x 1024	80.0	75.0	135.0	✓	✓	✓	✓	✓	✓	—	✓	✓
1280 x 1024/85	1280 x 1024	91.1	85.0	157.5	—	—	—	—	—	—	—	—	—
1366 x 768/50	1366 x 768	39.6	49.9	69.0	—	—	—	—	—	—	—	—	—
1366 x 768/60	1366 x 768	47.7	59.8	85.5	—	—	—	—	—	—	—	—	—
1400 x 1050/50	1400 x 1050	54.1	50.0	99.9	—	—	—	—	—	—	—	—	—
	1400 x 1050	64.0	60.0	108.0	—	—	—	—	—	—	—	—	—
1400 x 1050/60	1400 x 1050	65.3	60.0	121.8	—	—	—	—	—	—	—	—	—
	1400 x 1050	65.2	60.0	122.6	✓	✓	✓	✓	✓	✓	—	✓	✓
1400 x 1050/72	1400 x 1050	78.8	72.0	149.3	—	—	—	—	—	—	—	—	—
1400 x 1050/75	1400 x 1050	82.2	75.0	155.9	—	—	—	—	—	—	—	—	—
1440 x 900/50	1440 x 900	46.3	49.9	86.8	—	—	—	—	—	—	—	—	—
1440 x 900/60	1440 x 900	55.9	59.9	106.5	—	—	—	—	—	—	—	—	—
1600 x 900/50	1600 x 900	46.4	49.9	96.5	—	—	—	—	—	—	—	—	—
1600 x 900/60	1600 x 900	55.9	60.0	119.0	✓	✓	✓	✓	✓	✓	—	✓	✓
1600 x 1200/50	1600 x 1200	61.8	49.9	131.5	—	—	—	—	—	—	—	—	—
1600 x 1200/60	1600 x 1200	75.0	60.0	162.0	✓	✓	✓	✓	✓	✓	—	✓	✓
1680 x 1050/50	1680 x 1050	54.1	50.0	119.5	—	—	—	—	—	—	—	—	—
1680 x 1050/60	1680 x 1050	65.3	60.0	146.3	—	—	—	—	—	—	—	—	—
1920 x 1080/50	1920 x 1080	55.6	49.9	141.5	—	—	—	—	—	—	—	—	—
1920 x 1080/60	1920 x 1080*6	66.6	59.9	138.5	—	—	—	—	—	—	—	—	—
	1920 x 1080	67.2	60.0	173.0	—	—	—	—	—	—	—	—	—

Signal name (SIGNAL FORMAT)	Resolution (Dots)	Scanning freq. H (KHz)	V (Hz)	Dot clock freq. (MHz)	Plug and play compatible signal							
					DIGITAL LINK			HDMI*1		DVI-D*2		
					4K/60p	4K/30p	2K	4K/60p ³	4K/30p	2K	EDID1	EDID2
1920 x 1200/50	1920 x 1200	61.8	49.9	158.3	—	—	—	—	—	—	—	—
1920 x 1200/60	1920 x 1200	74.6	59.9	193.3	—	—	—	—	—	—	—	—
1920 x 1200/60RB	1920 x 1200*6	74.0	60.0	154.0	✓	✓	✓	✓	✓	✓	—	✓
2560 x 1600/50	2560 x 1600	82.4	50.0	286.0	—	—	—	—	—	—	—	—
2560 x 1600/60	2560 x 1600*6	98.7	60.0	268.5	✓	✓	—	✓	✓	—	—	—
3840 x 2400/30	3840 x 2400*6	73.0	30.0	286.2	—	—	—	—	—	—	—	—
3840 x 2400/60	3840 x 2400	74.0	60.0	616.0	—	—	—	—	—	—	—	—
3840 x 2400/60	3840 x 2400*6	148.1	60.0	592.5	—	—	—	—	—	—	—	—
3840 x 2400/50	3840 x 2400	61.8	49.9	633.0	—	—	—	—	—	—	—	—
3840 x 2400/50	3840 x 2400*6	122.9	50.0	481.6	—	—	—	—	—	—	—	—

*1 This is supported when the optional Interface Board for HDMI 2 input (Model No.: ET-MDNHM10) is installed in the slot.

*2 This is supported when the optional Interface Board for DVI-D 2 input (Model No.: ET-MDNDV10) is installed in the slot.

*3 4K/60p indicates 4K/60p/SDR and 4K/60p/HDR.

*4 Pixel-Repetition signal (dot clock frequency 27.0 MHz) only

*5 YPbPr 4:2:0 format only

*6 VESA CVT-RB (Reduced Blanking) compliant

List of single link SDI compatible signals

The following table specifies the single link SDI signals that the projector can project. In addition to the standard SDI input, this supports the input from the optional 3G-SDI Terminal Board with Audio (Model No.: TY-TBN03G) installed in the slot.

Signal name (SIGNAL FORMAT)	Resolution (Dots)	Scanning freq. H (KHz)	Scanning freq. V (Hz)	Dot clock freq. (MHz)	Format	Color format	Sampling
480/60i	720 x 480i	15.7	59.9	27.0	SD-SDI	YCbCr	4:2:2 10bit
576/50i	720 x 576i	15.6	50.0	27.0	SD-SDI	YCbCr	4:2:2 10bit
720/60p	1280 x 720	45.0	60.0*1	74.3	HD-SDI	YPbPr	4:2:2 10bit
720/50p	1280 x 720	37.5	50.0	74.3	HD-SDI	YPbPr	4:2:2 10bit
1080/60i	1920 x 1080i	33.8	60.0*1	74.3	HD-SDI	YPbPr	4:2:2 10bit
	1920 x 1080i	33.8	60.0*1	74.3	3G-SDI Level-A	YPbPr	4:4:4 10bit
	1920 x 1080i	33.8	60.0*1	74.3	3G-SDI Level-B	YPbPr	4:4:4 10bit
	1920 x 1080i	33.8	60.0*1	74.3	3G-SDI Level-A	YPbPr	4:4:4 12bit
	1920 x 1080i	33.8	60.0*1	74.3	3G-SDI Level-B	YPbPr	4:4:4 12bit
	1920 x 1080i	33.8	60.0*1	74.3	3G-SDI Level-A	RGB	4:4:4 10bit
	1920 x 1080i	33.8	60.0*1	74.3	3G-SDI Level-B	RGB	4:4:4 10bit
	1920 x 1080i	33.8	60.0*1	74.3	3G-SDI Level-A	RGB	4:4:4 12bit
1080/50i	1920 x 1080i	28.1	50.0	74.3	HD-SDI	YPbPr	4:2:2 10bit
	1920 x 1080i	28.1	50.0	74.3	3G-SDI Level-A	YPbPr	4:4:4 10bit
	1920 x 1080i	28.1	50.0	74.3	3G-SDI Level-B	YPbPr	4:4:4 10bit
	1920 x 1080i	28.1	50.0	74.3	3G-SDI Level-A	YPbPr	4:4:4 12bit
	1920 x 1080i	28.1	50.0	74.3	3G-SDI Level-B	YPbPr	4:4:4 12bit
	1920 x 1080i	28.1	50.0	74.3	3G-SDI Level-A	RGB	4:4:4 10bit
	1920 x 1080i	28.1	50.0	74.3	3G-SDI Level-B	RGB	4:4:4 10bit
	1920 x 1080i	28.1	50.0	74.3	3G-SDI Level-A	RGB	4:4:4 12bit
1080/24p	920 x 1080	27.0	24.0*1	74.3	HD-SDI	YPbPr	4:2:2 10bit
	1920 x 1080	27.0	24.0*1	74.3	3G-SDI Level-A	YPbPr	4:4:4 10bit
	1920 x 1080	27.0	24.0*1	74.3	3G-SDI Level-B	YPbPr	4:4:4 10bit
	1920 x 1080	27.0	24.0*1	74.3	3G-SDI Level-A	YPbPr	4:4:4 12bit
	1920 x 1080	27.0	24.0*1	74.3	3G-SDI Level-B	YPbPr	4:4:4 12bit
	1920 x 1080	27.0	24.0*1	74.3	3G-SDI Level-A	RGB	4:4:4 10bit
	1920 x 1080	27.0	24.0*1	74.3	3G-SDI Level-B	RGB	4:4:4 10bit
	1920 x 1080	27.0	24.0*1	74.3	3G-SDI Level-A	RGB	4:4:4 12bit
1080/24sF	1920 x 1080i	27.0	48.0*1	74.3	HD-SDI	YPbPr	4:2:2 10bit
	1920 x 1080i	27.0	48.0*1	74.3	3G-SDI Level-A	YPbPr	4:4:4 10bit
	1920 x 1080i	27.0	48.0*1	74.3	3G-SDI Level-B	YPbPr	4:4:4 10bit
	1920 x 1080i	27.0	48.0*1	74.3	3G-SDI Level-A	YPbPr	4:4:4 12bit
	1920 x 1080i	27.0	48.0*1	74.3	3G-SDI Level-B	YPbPr	4:4:4 12bit
	1920 x 1080i	27.0	48.0*1	74.3	3G-SDI Level-A	RGB	4:4:4 10bit
	1920 x 1080i	27.0	48.0*1	74.3	3G-SDI Level-B	RGB	4:4:4 10bit
	1920 x 1080i	27.0	48.0*1	74.3	3G-SDI Level-A	RGB	4:4:4 12bit
1080/25p	1920 x 1080	28.1	25.0	74.3	HD-SDI	YPbPr	4:2:2 10bit
	1920 x 1080	28.1	25.0	74.3	3G-SDI Level-A	YPbPr	4:4:4 10bit
	1920 x 1080	28.1	25.0	74.3	3G-SDI Level-B	YPbPr	4:4:4 10bit
	1920 x 1080	28.1	25.0	74.3	3G-SDI Level-A	YPbPr	4:4:4 12bit
	1920 x 1080	28.1	25.0	74.3	3G-SDI Level-B	YPbPr	4:4:4 12bit
	1920 x 1080	28.1	25.0	74.3	3G-SDI Level-A	RGB	4:4:4 10bit
	1920 x 1080	28.1	25.0	74.3	3G-SDI Level-B	RGB	4:4:4 10bit
	1920 x 1080	28.1	25.0	74.3	3G-SDI Level-A	RGB	4:4:4 12bit

Signal name (SIGNAL FORMAT)	Resolution (Dots)	Scanning freq. H V (KHz) (Hz)		Dot clock freq. (MHz)	Format	Color format	Sampling
1080/25sF	1920 x 1080	28.1	50.0	74.3	HD-SDI	YPbPr	4:2:2 10bit
	1920 x 1080	28.1	50.0	74.3	3G-SDI Level-A	YPbPr	4:4:4 10bit
	1920 x 1080	28.1	50.0	74.3	3G-SDI Level-B	YPbPr	4:4:4 10bit
	1920 x 1080	28.1	50.0	74.3	3G-SDI Level-A	YPbPr	4:4:4 12bit
	1920 x 1080	28.1	50.0	74.3	3G-SDI Level-B	YPbPr	4:4:4 12bit
	1920 x 1080	28.1	50.0	74.3	3G-SDI Level-A	RGB	4:4:4 10bit
	1920 x 1080	28.1	50.0	74.3	3G-SDI Level-B	RGB	4:4:4 10bit
	1920 x 1080	28.1	50.0	74.3	3G-SDI Level-A	RGB	4:4:4 12bit
1080/30p	1920 x 1080	33.8	30.0*1	74.3	HD-SDI	YPbPr	4:2:2 10bit
	1920 x 1080	33.8	30.0*1	74.3	3G-SDI Level-A	YPbPr	4:4:4 10bit
	1920 x 1080	33.8	30.0*1	74.3	3G-SDI Level-B	YPbPr	4:4:4 10bit
	1920 x 1080	33.8	30.0*1	74.3	3G-SDI Level-A	YPbPr	4:4:4 12bit
	1920 x 1080	33.8	30.0*1	74.3	3G-SDI Level-B	YPbPr	4:4:4 12bit
	1920 x 1080	33.8	30.0*1	74.3	3G-SDI Level-A	RGB	4:4:4 10bit
	1920 x 1080	33.8	30.0*1	74.3	3G-SDI Level-B	RGB	4:4:4 10bit
	1920 x 1080	33.8	30.0*1	74.3	3G-SDI Level-A	RGB	4:4:4 12bit
1080/30sF	1920 x 1080	33.8	60.0*1	74.3	HD-SDI	YPbPr	4:2:2 10bit
	1920 x 1080	33.8	60.0*1	74.3	3G-SDI Level-A	YPbPr	4:4:4 10bit
	1920 x 1080	33.8	60.0*1	74.3	3G-SDI Level-B	YPbPr	4:4:4 10bit
	1920 x 1080	33.8	60.0*1	74.3	3G-SDI Level-A	YPbPr	4:4:4 12bit
	1920 x 1080	33.8	60.0*1	74.3	3G-SDI Level-B	YPbPr	4:4:4 12bit
	1920 x 1080	33.8	60.0*1	74.3	3G-SDI Level-A	RGB	4:4:4 10bit
	1920 x 1080	33.8	60.0*1	74.3	3G-SDI Level-B	RGB	4:4:4 10bit
	1920 x 1080	33.8	60.0*1	74.3	3G-SDI Level-A	RGB	4:4:4 12bit
1080/60p	1920 x 1080	67.5	60.0*1	148.5	3G-SDI Level-A	YPbPr	4:2:2 10bit
	1920 x 1080	67.5	60.0*1	148.5	3G-SDI Level-B	YPbPr	4:2:2 10bit
1080/50p	1920 x 1080	56.3	50.0	148.5	3G-SDI Level-A	YPbPr	4:2:2 10bit
	1920 x 1080	56.3	50.0	148.5	3G-SDI Level-B	YPbPr	4:2:2 10bit
2K/24p	2048 x 1080	27.0	24.0*1	74.3	3G-SDI Level-A	YPbPr	4:4:4 10bit
	2048 x 1080	27.0	24.0*1	74.3	3G-SDI Level-B	YPbPr	4:4:4 10bit
	2048 x 1080	27.0	24.0*1	74.3	3G-SDI Level-A	YPbPr	4:4:4 12bit
	2048 x 1080	27.0	24.0*1	74.3	3G-SDI Level-B	YPbPr	4:4:4 12bit
	2048 x 1080	27.0	24.0*1	74.3	3G-SDI Level-A	RGB	4:4:4 10bit
	2048 x 1080	27.0	24.0*1	74.3	3G-SDI Level-B	RGB	4:4:4 10bit
	2048 x 1080	27.0	24.0*1	74.3	3G-SDI Level-A	RGB	4:4:4 12bit
	2048 x 1080	27.0	24.0*1	74.3	3G-SDI Level-B	RGB	4:4:4 12bit
	2048 x 1080*2	27.0	24.0*1	74.3	3G-SDI Level-A	XYZ	4:4:4 12bit
	2048 x 1080*2	27.0	24.0*1	74.3	3G-SDI Level-B	XYZ	4:4:4 12bit
2K/25p	2048 x 1080	28.1	25.0	74.3	3G-SDI Level-A	YPbPr	4:4:4 10bit
	2048 x 1080	28.1	25.0	74.3	3G-SDI Level-B	YPbPr	4:4:4 10bit
	2048 x 1080	28.1	25.0	74.3	3G-SDI Level-A	YPbPr	4:4:4 12bit
	2048 x 1080	28.1	25.0	74.3	3G-SDI Level-B	YPbPr	4:4:4 12bit
	2048 x 1080	28.1	25.0	74.3	3G-SDI Level-A	RGB	4:4:4 10bit
	2048 x 1080	28.1	25.0	74.3	3G-SDI Level-B	RGB	4:4:4 10bit
	2048 x 1080	28.1	25.0	74.3	3G-SDI Level-A	RGB	4:4:4 12bit
	2048 x 1080	28.1	25.0	74.3	3G-SDI Level-B	RGB	4:4:4 12bit
	2048 x 1080*2	28.1	25.0	74.3	3G-SDI Level-A	XYZ	4:4:4 12bit
	2048 x 1080*2	28.1	25.0	74.3	3G-SDI Level-B	XYZ	4:4:4 12bit

Signal name (SIGNAL FORMAT)	Resolution (Dots)	Scanning freq. H V (KHz) (Hz)		Dot clock freq. (MHz)	Format	Color format	Sampling
2K/30p	2048 x 1080	33.8	30.0 ^{*1}	74.3	3G-SDI Level-A	YPbPr	4:4:4 10bit
	2048 x 1080	33.8	30.0 ^{*1}	74.3	3G-SDI Level-B	YPbPr	4:4:4 10bit
	2048 x 1080	33.8	30.0 ^{*1}	74.3	3G-SDI Level-A	YPbPr	4:4:4 12bit
	2048 x 1080	33.8	30.0 ^{*1}	74.3	3G-SDI Level-B	YPbPr	4:4:4 12bit
	2048 x 1080	33.8	30.0 ^{*1}	74.3	3G-SDI Level-A	RGB	4:4:4 10bit
	2048 x 1080	33.8	30.0 ^{*1}	74.3	3G-SDI Level-B	RGB	4:4:4 10bit
	2048 x 1080	33.8	30.0 ^{*1}	74.3	3G-SDI Level-A	RGB	4:4:4 12bit
	2048 x 1080	33.8	30.0 ^{*1}	74.3	3G-SDI Level-B	RGB	4:4:4 12bit
	2048 x 1080 ^{*2}	33.8	30.0 ^{*1}	74.3	3G-SDI Level-A	XYZ	4:4:4 12bit
	2048 x 1080 ^{*2}	33.8	30.0 ^{*1}	74.3	3G-SDI Level-B	XYZ	4:4:4 12bit
2K/48p	2048 x 1080 ^{*2}	54.0	48.0 ^{*1}	148.5	3G-SDI Level-A	YPbPr	4:2:2 10bit
	2048 x 1080 ^{*2}	54.0	48.0 ^{*1}	148.5	3G-SDI Level-B	YPbPr	4:2:2 10bit
2K/50p	2048 x 1080	56.3	50.0	148.5	3G-SDI Level-A	YPbPr	4:2:2 10bit
	2048 x 1080	56.3	50.0	148.5	3G-SDI Level-B	YPbPr	4:2:2 10bit
2K/60p	2048 x 1080	67.5	60.0 ^{*1}	148.5	3G-SDI Level-A	YPbPr	4:2:2 10bit
	2048 x 1080	67.5	60.0 ^{*1}	148.5	3G-SDI Level-B	YPbPr	4:2:2 10bit

*1 The signal with 1/1.001x vertical scanning frequency is also supported.

*2 The optional 3G-SDI Terminal Board with Audio (Model No.: TY-TBN03G) is not supported.

List of dual link SDI compatible signals

The following table specifies the dual signal SDI signals that the projector can project. In addition to the standard SDI input, this supports the input from the optional 3G-SDI Terminal Board with Audio (Model No.: TY-TBN03G) installed in the slot.

- The content of the 4K division column is as follows.
 - SQ: Square (transmission format of Square Division)
 - IL: Interleave (transmission format of 2-Sample Interleave Division)

Signal name (SIGNAL FORMAT)	Resolution (Dots)	Scanning freq. H (KHz)	Scanning freq. V (Hz)	Dot clock freq. (MHz)	4K division	Format	Color format	Sampling
1080/60i	1920 x 1080i	33.8	60.0*1	74.3	—	HD-SDI	YPbPr	4:4:4 10bit
	1920 x 1080i	33.8	60.0*1	74.3	—	HD-SDI	YPbPr	4:4:4 12bit
	1920 x 1080i	33.8	60.0*1	74.3	—	HD-SDI	RGB	4:4:4 10bit
	1920 x 1080i	33.8	60.0*1	74.3	—	HD-SDI	RGB	4:4:4 12bit
1080/50i	1920 x 1080i	28.1	50.0	74.3	—	HD-SDI	YPbPr	4:4:4 10bit
	1920 x 1080i	28.1	50.0	74.3	—	HD-SDI	YPbPr	4:4:4 12bit
	1920 x 1080i	28.1	50.0	74.3	—	HD-SDI	RGB	4:4:4 10bit
	1920 x 1080i	28.1	50.0	74.3	—	HD-SDI	RGB	4:4:4 12bit
1080/24p	1920 x 1080	27.0	24.0*1	74.3	—	HD-SDI	YPbPr	4:4:4 10bit
	1920 x 1080	27.0	24.0*1	74.3	—	HD-SDI	YPbPr	4:4:4 12bit
	1920 x 1080	27.0	24.0*1	74.3	—	HD-SDI	RGB	4:4:4 10bit
	1920 x 1080	27.0	24.0*1	74.3	—	HD-SDI	RGB	4:4:4 12bit
1080/24sF	1920 x 1080i	27.0	48.0*1	74.3	—	HD-SDI	YPbPr	4:4:4 10bit
	1920 x 1080i	27.0	48.0*1	74.3	—	HD-SDI	YPbPr	4:4:4 12bit
	1920 x 1080i	27.0	48.0*1	74.3	—	HD-SDI	RGB	4:4:4 10bit
	1920 x 1080i	27.0	48.0*1	74.3	—	HD-SDI	RGB	4:4:4 12bit
1080/25p	1920 x 1080	28.1	25.0	74.3	—	HD-SDI	YPbPr	4:4:4 10bit
	1920 x 1080	28.1	25.0	74.3	—	HD-SDI	YPbPr	4:4:4 12bit
	1920 x 1080	28.1	25.0	74.3	—	HD-SDI	RGB	4:4:4 10bit
	1920 x 1080	28.1	25.0	74.3	—	HD-SDI	RGB	4:4:4 12bit
1080/25sF	1920 x 1080	28.1	50.0	74.3	—	HD-SDI	YPbPr	4:4:4 10bit
	1920 x 1080	28.1	50.0	74.3	—	HD-SDI	YPbPr	4:4:4 12bit
	1920 x 1080	28.1	50.0	74.3	—	HD-SDI	RGB	4:4:4 10bit
	1920 x 1080	28.1	50.0	74.3	—	HD-SDI	RGB	4:4:4 12bit
1080/30p	1920 x 1080	33.8	30.0*1	74.3	—	HD-SDI	YPbPr	4:4:4 10bit
	1920 x 1080	33.8	30.0*1	74.3	—	HD-SDI	YPbPr	4:4:4 12bit
	1920 x 1080	33.8	30.0*1	74.3	—	HD-SDI	RGB	4:4:4 10bit
	1920 x 1080	33.8	30.0*1	74.3	—	HD-SDI	RGB	4:4:4 12bit
1080/30sF	1920 x 1080	33.8	60.0*1	74.3	—	HD-SDI	YPbPr	4:4:4 10bit
	1920 x 1080	33.8	60.0*1	74.3	—	HD-SDI	YPbPr	4:4:4 12bit
	1920 x 1080	33.8	60.0*1	74.3	—	HD-SDI	RGB	4:4:4 10bit
	1920 x 1080	33.8	60.0*1	74.3	—	HD-SDI	RGB	4:4:4 12bit
1080/60p	1920 x 1080	67.5	60.0*1	148.5	—	HD-SDI	YPbPr	4:2:2 10bit
	1920 x 1080*2	67.5	60.0*1	148.5	—	3G-SDI Level-A	YPbPr	4:4:4 10bit
	1920 x 1080*2	67.5	60.0*1	148.5	—	3G-SDI Level-B	YPbPr	4:4:4 10bit
	1920 x 1080*2	67.5	60.0*1	148.5	—	3G-SDI Level-A	YPbPr	4:4:4 12bit
	1920 x 1080*2	67.5	60.0*1	148.5	—	3G-SDI Level-B	YPbPr	4:4:4 12bit
	1920 x 1080*2	67.5	60.0*1	148.5	—	3G-SDI Level-A	RGB	4:4:4 10bit
	1920 x 1080*2	67.5	60.0*1	148.5	—	3G-SDI Level-B	RGB	4:4:4 10bit
	1920 x 1080*2	67.5	60.0*1	148.5	—	3G-SDI Level-A	RGB	4:4:4 12bit
1080/50p	1920 x 1080	56.3	50.0	148.5	—	HD-SDI	YPbPr	4:2:2 10bit
	1920 x 1080*2	56.3	50.0	148.5	—	3G-SDI Level-A	YPbPr	4:4:4 10bit
	1920 x 1080*2	56.3	50.0	148.5	—	3G-SDI Level-B	YPbPr	4:4:4 10bit
	1920 x 1080*2	56.3	50.0	148.5	—	3G-SDI Level-A	YPbPr	4:4:4 12bit
	1920 x 1080*2	56.3	50.0	148.5	—	3G-SDI Level-B	YPbPr	4:4:4 12bit
	1920 x 1080*2	56.3	50.0	148.5	—	3G-SDI Level-A	RGB	4:4:4 10bit
	1920 x 1080*2	56.3	50.0	148.5	—	3G-SDI Level-B	RGB	4:4:4 10bit
	1920 x 1080*2	56.3	50.0	148.5	—	3G-SDI Level-A	RGB	4:4:4 12bit

Signal name (SIGNAL FORMAT)	Resolution (Dots)	Scanning freq. H (KHz)	Scanning freq. V (Hz)	Dot clock freq. (MHz)	4K division	Format	Color format	Sampling
2K/24p	2048 x 1080	27.0	24.0*1	74.3	—	HD-SDI	YPbPr	4:4:4 10bit
	2048 x 1080	27.0	24.0*1	74.3	—	HD-SDI	YPbPr	4:4:4 12bit
	2048 x 1080	27.0	24.0*1	74.3	—	HD-SDI	RGB	4:4:4 10bit
	2048 x 1080	27.0	24.0*1	74.3	—	HD-SDI	RGB	4:4:4 12bit
	2048 x 1080*2	27.0	24.0*1	74.3	—	HD-SDI	XYZ	4:4:4 12bit
2K/25p	2048 x 1080	28.1	25.0	74.3	—	HD-SDI	YPbPr	4:4:4 10bit
	2048 x 1080	28.1	25.0	74.3	—	HD-SDI	YPbPr	4:4:4 12bit
	2048 x 1080	28.1	25.0	74.3	—	HD-SDI	RGB	4:4:4 10bit
	2048 x 1080	28.1	25.0	74.3	—	HD-SDI	RGB	4:4:4 12bit
	2048 x 1080*2	28.1	25.0	74.3	—	HD-SDI	XYZ	4:4:4 12bit
2K/30p	2048 x 1080	33.8	30.0*1	74.3	—	HD-SDI	YPbPr	4:4:4 10bit
	2048 x 1080	33.8	30.0*1	74.3	—	HD-SDI	YPbPr	4:4:4 12bit
	2048 x 1080	33.8	30.0*1	74.3	—	HD-SDI	RGB	4:4:4 10bit
	2048 x 1080	33.8	30.0*1	74.3	—	HD-SDI	RGB	4:4:4 12bit
	2048 x 1080*2	33.8	30.0*1	74.3	—	HD-SDI	XYZ	4:4:4 12bit
2K/48p	2048 x 1080*2	54.0	48.0*1	148.5	—	3G-SDI Level-A	YPbPr	4:4:4 10bit
	2048 x 1080*2	54.0	48.0*1	148.5	—	3G-SDI Level-B	YPbPr	4:4:4 10bit
	2048 x 1080*2	54.0	48.0*1	148.5	—	3G-SDI Level-A	YPbPr	4:4:4 12bit
	2048 x 1080*2	54.0	48.0*1	148.5	—	3G-SDI Level-B	YPbPr	4:4:4 12bit
	2048 x 1080*2	54.0	48.0*1	148.5	—	3G-SDI Level-A	RGB	4:4:4 10bit
	2048 x 1080*2	54.0	48.0*1	148.5	—	3G-SDI Level-B	RGB	4:4:4 10bit
	2048 x 1080*2	54.0	48.0*1	148.5	—	3G-SDI Level-A	RGB	4:4:4 12bit
	2048 x 1080*2	54.0	48.0*1	148.5	—	3G-SDI Level-B	RGB	4:4:4 12bit
2K/50p	2048 x 1080*2	56.3	50.0	148.5	—	3G-SDI Level-A	YPbPr	4:4:4 10bit
	2048 x 1080*2	56.3	50.0	148.5	—	3G-SDI Level-B	YPbPr	4:4:4 10bit
	2048 x 1080*2	56.3	50.0	148.5	—	3G-SDI Level-A	YPbPr	4:4:4 12bit
	2048 x 1080*2	56.3	50.0	148.5	—	3G-SDI Level-B	YPbPr	4:4:4 12bit
	2048 x 1080*2	56.3	50.0	148.5	—	3G-SDI Level-A	RGB	4:4:4 10bit
	2048 x 1080*2	56.3	50.0	148.5	—	3G-SDI Level-B	RGB	4:4:4 10bit
	2048 x 1080*2	56.3	50.0	148.5	—	3G-SDI Level-A	RGB	4:4:4 12bit
	2048 x 1080*2	56.3	50.0	148.5	—	3G-SDI Level-B	RGB	4:4:4 12bit
2K/60p	2048 x 1080*2	67.5	60.0*1	148.5	—	3G-SDI Level-A	YPbPr	4:4:4 10bit
	2048 x 1080*2	67.5	60.0*1	148.5	—	3G-SDI Level-B	YPbPr	4:4:4 10bit
	2048 x 1080*2	67.5	60.0*1	148.5	—	3G-SDI Level-A	YPbPr	4:4:4 12bit
	2048 x 1080*2	67.5	60.0*1	148.5	—	3G-SDI Level-B	YPbPr	4:4:4 12bit
	2048 x 1080*2	67.5	60.0*1	148.5	—	3G-SDI Level-A	RGB	4:4:4 10bit
	2048 x 1080*2	67.5	60.0*1	148.5	—	3G-SDI Level-B	RGB	4:4:4 10bit
	2048 x 1080*2	67.5	60.0*1	148.5	—	3G-SDI Level-A	RGB	4:4:4 12bit
	2048 x 1080*2	67.5	60.0*1	148.5	—	3G-SDI Level-B	RGB	4:4:4 12bit
3840 x 2160/24p	3840 x 2160	54.0	24.0*1	297.0	SQ	3G-SDI Level-B Dual Stream	YPbPr	4:2:2 10bit
	3840 x 2160	54.0	24.0*1	297.0	IL	3G-SDI Level-B Dual Stream	YPbPr	4:2:2 10bit
3840 x 2160/25p	3840 x 2160	56.3	25.0	297.0	SQ	3G-SDI Level-B Dual Stream	YPbPr	4:2:2 10bit
	3840 x 2160	56.3	25.0	297.0	IL	3G-SDI Level-B Dual Stream	YPbPr	4:2:2 10bit
3840 x 2160/30p	3840 x 2160	56.3	30.0*1	297.0	SQ	3G-SDI Level-B Dual Stream	YPbPr	4:2:2 10bit
	3840 x 2160	56.3	30.0*1	297.0	IL	3G-SDI Level-B Dual Stream	YPbPr	4:2:2 10bit
4096 x 2160/24p	4096 x 2160	54.0	24.0*1	297.0	SQ	3G-SDI Level-B Dual Stream	YPbPr	4:2:2 10bit
	4096 x 2160	54.0	24.0*1	297.0	IL	3G-SDI Level-B Dual Stream	YPbPr	4:2:2 10bit
4096 x 2160/25p	4096 x 2160	56.3	25.0	297.0	SQ	3G-SDI Level-B Dual Stream	YPbPr	4:2:2 10bit
	4096 x 2160	56.3	25.0	297.0	IL	3G-SDI Level-B Dual Stream	YPbPr	4:2:2 10bit
4096 x 2160/30p	4096 x 2160	67.5	30.0*1	297.0	SQ	3G-SDI Level-B Dual Stream	YPbPr	4:2:2 10bit
	4096 x 2160	67.5	30.0*1	297.0	IL	3G-SDI Level-B Dual Stream	YPbPr	4:2:2 10bit

*1 The signal with 1/1.001x vertical scanning frequency is also supported.
 *2 The optional 3G-SDI Terminal Board with Audio (Model No.: TY-TBN03G) is not supported.

List of quad link SDI compatible signals

The following table specifies the quad link SDI signals that the projector can project. In addition to the standard SDI input, this supports the input from the optional 3G-SDI Terminal Board with Audio (Model No.: TY-TBN03G) installed in the slot.

- The content of the 4K division column is as follows.
 - SQ: Square (transmission format of Square Division)
 - IL: Interleave (transmission format of 2-Sample Interleave Division)

Signal name (SIGNAL FORMAT)	Resolution (Dots)	Scanning freq. H (KHz)	Scanning freq. V (Hz)	Dot clock freq. (MHz)	4K division	Format	Color format	Sampling
3840 x 2160/24p	3840 x 2160	54.0	24.0*1	297.0	SQ	HD-SDI	YPbPr	4:2:2 10bit
	3840 x 2160	54.0	24.0*1	297.0	SQ	3G-SDI Level-A	YPbPr	4:2:2 12bit
	3840 x 2160	54.0	24.0*1	297.0	IL	3G-SDI Level-A	YPbPr	4:2:2 12bit
	3840 x 2160	54.0	24.0*1	297.0	SQ	3G-SDI Level-B	YPbPr	4:2:2 12bit
	3840 x 2160	54.0	24.0*1	297.0	IL	3G-SDI Level-B	YPbPr	4:2:2 12bit
	3840 x 2160	54.0	24.0*1	297.0	SQ	3G-SDI Level-A	YPbPr	4:4:4 10bit
	3840 x 2160	54.0	24.0*1	297.0	IL	3G-SDI Level-A	YPbPr	4:4:4 10bit
	3840 x 2160	54.0	24.0*1	297.0	SQ	3G-SDI Level-B	YPbPr	4:4:4 10bit
	3840 x 2160	54.0	24.0*1	297.0	IL	3G-SDI Level-B	YPbPr	4:4:4 10bit
	3840 x 2160	54.0	24.0*1	297.0	SQ	3G-SDI Level-A	YPbPr	4:4:4 12bit
	3840 x 2160	54.0	24.0*1	297.0	IL	3G-SDI Level-A	YPbPr	4:4:4 12bit
	3840 x 2160	54.0	24.0*1	297.0	SQ	3G-SDI Level-B	YPbPr	4:4:4 12bit
	3840 x 2160	54.0	24.0*1	297.0	IL	3G-SDI Level-B	YPbPr	4:4:4 12bit
	3840 x 2160	54.0	24.0*1	297.0	SQ	3G-SDI Level-A	RGB	4:4:4 10bit
	3840 x 2160	54.0	24.0*1	297.0	IL	3G-SDI Level-A	RGB	4:4:4 10bit
	3840 x 2160	54.0	24.0*1	297.0	SQ	3G-SDI Level-B	RGB	4:4:4 10bit
	3840 x 2160	54.0	24.0*1	297.0	IL	3G-SDI Level-B	RGB	4:4:4 10bit
	3840 x 2160	54.0	24.0*1	297.0	SQ	3G-SDI Level-A	RGB	4:4:4 12bit
	3840 x 2160	54.0	24.0*1	297.0	IL	3G-SDI Level-B	RGB	4:4:4 12bit
	3840 x 2160/24sF	3840 x 2160	54.0	48.0*1	297.0	SQ	HD-SDI	YPbPr
3840 x 2160		54.0	48.0*1	297.0	SQ	3G-SDI Level-A	YPbPr	4:2:2 12bit
3840 x 2160		54.0	48.0*1	297.0	SQ	3G-SDI Level-B	YPbPr	4:2:2 12bit
3840 x 2160		54.0	48.0*1	297.0	SQ	3G-SDI Level-A	YPbPr	4:4:4 10bit
3840 x 2160		54.0	48.0*1	297.0	SQ	3G-SDI Level-B	YPbPr	4:4:4 10bit
3840 x 2160		54.0	48.0*1	297.0	SQ	3G-SDI Level-A	YPbPr	4:4:4 12bit
3840 x 2160		54.0	48.0*1	297.0	SQ	3G-SDI Level-B	YPbPr	4:4:4 12bit
3840 x 2160		54.0	48.0*1	297.0	SQ	3G-SDI Level-A	RGB	4:4:4 10bit
3840 x 2160		54.0	48.0*1	297.0	SQ	3G-SDI Level-B	RGB	4:4:4 10bit
3840 x 2160		54.0	48.0*1	297.0	SQ	3G-SDI Level-A	RGB	4:4:4 12bit
3840 x 2160/25p	3840 x 2160	56.3	25.0	297.0	SQ	HD-SDI	YPbPr	4:2:2 10bit
	3840 x 2160	56.3	25.0	297.0	SQ	3G-SDI Level-A	YPbPr	4:2:2 12bit
	3840 x 2160	56.3	25.0	297.0	IL	3G-SDI Level-A	YPbPr	4:2:2 12bit
	3840 x 2160	56.3	25.0	297.0	SQ	3G-SDI Level-B	YPbPr	4:2:2 12bit
	3840 x 2160	56.3	25.0	297.0	IL	3G-SDI Level-B	YPbPr	4:2:2 12bit
	3840 x 2160	56.3	25.0	297.0	SQ	3G-SDI Level-A	YPbPr	4:4:4 10bit
	3840 x 2160	56.3	25.0	297.0	IL	3G-SDI Level-A	YPbPr	4:4:4 10bit
	3840 x 2160	56.3	25.0	297.0	SQ	3G-SDI Level-B	YPbPr	4:4:4 10bit
	3840 x 2160	56.3	25.0	297.0	IL	3G-SDI Level-B	YPbPr	4:4:4 10bit
	3840 x 2160	56.3	25.0	297.0	SQ	3G-SDI Level-A	YPbPr	4:4:4 12bit
	3840 x 2160	56.3	25.0	297.0	IL	3G-SDI Level-A	YPbPr	4:4:4 12bit
	3840 x 2160	56.3	25.0	297.0	SQ	3G-SDI Level-B	YPbPr	4:4:4 12bit
	3840 x 2160	56.3	25.0	297.0	IL	3G-SDI Level-B	YPbPr	4:4:4 12bit
	3840 x 2160	56.3	25.0	297.0	SQ	3G-SDI Level-A	RGB	4:4:4 10bit
	3840 x 2160	56.3	25.0	297.0	IL	3G-SDI Level-A	RGB	4:4:4 10bit
	3840 x 2160	56.3	25.0	297.0	SQ	3G-SDI Level-B	RGB	4:4:4 10bit
	3840 x 2160	56.3	25.0	297.0	IL	3G-SDI Level-B	RGB	4:4:4 10bit
	3840 x 2160	56.3	25.0	297.0	SQ	3G-SDI Level-A	RGB	4:4:4 12bit
	3840 x 2160	56.3	25.0	297.0	IL	3G-SDI Level-A	RGB	4:4:4 12bit
	3840 x 2160	56.3	25.0	297.0	SQ	3G-SDI Level-B	RGB	4:4:4 12bit
3840 x 2160	56.3	25.0	297.0	IL	3G-SDI Level-B	RGB	4:4:4 12bit	

Signal name (SIGNAL FORMAT)	Resolution (Dots)	Scanning freq. H (KHz)	V (Hz)	Dot clock freq. (MHz)	4K division	Format	Color format	Sampling
3840 x 2160/25sF	3840 x 2160	56.3	50.0	297.0	SQ	HD-SDI	YPbPr	4:2:2 10bit
	3840 x 2160	56.3	50.0	297.0	SQ	3G-SDI Level-A	YPbPr	4:2:2 12bit
	3840 x 2160	56.3	50.0	297.0	SQ	3G-SDI Level-B	YPbPr	4:2:2 12bit
	3840 x 2160	56.3	50.0	297.0	SQ	3G-SDI Level-A	YPbPr	4:4:4 10bit
	3840 x 2160	56.3	50.0	297.0	SQ	3G-SDI Level-B	YPbPr	4:4:4 10bit
	3840 x 2160	56.3	50.0	297.0	SQ	3G-SDI Level-A	YPbPr	4:4:4 12bit
	3840 x 2160	56.3	50.0	297.0	SQ	3G-SDI Level-B	YPbPr	4:4:4 12bit
	3840 x 2160	56.3	50.0	297.0	SQ	3G-SDI Level-A	RGB	4:4:4 10bit
	3840 x 2160	56.3	50.0	297.0	SQ	3G-SDI Level-B	RGB	4:4:4 10bit
	3840 x 2160	56.3	50.0	297.0	SQ	3G-SDI Level-A	RGB	4:4:4 12bit
3840 x 2160/30p	3840 x 2160	67.5	30.0*1	297.0	SQ	HD-SDI	YPbPr	4:2:2 10bit
	3840 x 2160	67.5	30.0*1	297.0	SQ	3G-SDI Level-A	YPbPr	4:2:2 12bit
	3840 x 2160	67.5	30.0*1	297.0	IL	3G-SDI Level-A	YPbPr	4:2:2 12bit
	3840 x 2160	67.5	30.0*1	297.0	SQ	3G-SDI Level-B	YPbPr	4:2:2 12bit
	3840 x 2160	67.5	30.0*1	297.0	IL	3G-SDI Level-B	YPbPr	4:2:2 12bit
	3840 x 2160	67.5	30.0*1	297.0	SQ	3G-SDI Level-A	YPbPr	4:4:4 10bit
	3840 x 2160	67.5	30.0*1	297.0	IL	3G-SDI Level-A	YPbPr	4:4:4 10bit
	3840 x 2160	67.5	30.0*1	297.0	SQ	3G-SDI Level-B	YPbPr	4:4:4 10bit
	3840 x 2160	67.5	30.0*1	297.0	IL	3G-SDI Level-B	YPbPr	4:4:4 10bit
	3840 x 2160	67.5	30.0*1	297.0	SQ	3G-SDI Level-A	YPbPr	4:4:4 12bit
	3840 x 2160	67.5	30.0*1	297.0	IL	3G-SDI Level-A	YPbPr	4:4:4 12bit
	3840 x 2160	67.5	30.0*1	297.0	SQ	3G-SDI Level-B	YPbPr	4:4:4 12bit
	3840 x 2160	67.5	30.0*1	297.0	IL	3G-SDI Level-B	YPbPr	4:4:4 12bit
	3840 x 2160	67.5	30.0*1	297.0	SQ	3G-SDI Level-A	RGB	4:4:4 10bit
	3840 x 2160	67.5	30.0*1	297.0	IL	3G-SDI Level-A	RGB	4:4:4 10bit
	3840 x 2160	67.5	30.0*1	297.0	SQ	3G-SDI Level-B	RGB	4:4:4 10bit
3840 x 2160	67.5	30.0*1	297.0	IL	3G-SDI Level-B	RGB	4:4:4 10bit	
3840 x 2160/30sF	3840 x 2160	67.5	60.0*1	297.0	SQ	HD-SDI	YPbPr	4:2:2 10bit
	3840 x 2160	67.5	60.0*1	297.0	SQ	3G-SDI Level-A	YPbPr	4:2:2 12bit
	3840 x 2160	67.5	60.0*1	297.0	SQ	3G-SDI Level-B	YPbPr	4:2:2 12bit
	3840 x 2160	67.5	60.0*1	297.0	SQ	3G-SDI Level-A	YPbPr	4:4:4 10bit
	3840 x 2160	67.5	60.0*1	297.0	SQ	3G-SDI Level-B	YPbPr	4:4:4 10bit
	3840 x 2160	67.5	60.0*1	297.0	SQ	3G-SDI Level-A	YPbPr	4:4:4 12bit
	3840 x 2160	67.5	60.0*1	297.0	SQ	3G-SDI Level-B	YPbPr	4:4:4 12bit
	3840 x 2160	67.5	60.0*1	297.0	SQ	3G-SDI Level-A	RGB	4:4:4 10bit
	3840 x 2160	67.5	60.0*1	297.0	SQ	3G-SDI Level-B	RGB	4:4:4 10bit
	3840 x 2160	67.5	60.0*1	297.0	SQ	3G-SDI Level-A	RGB	4:4:4 12bit
3840 x 2160/60p	3840 x 2160	135.0	60.0*1	594.0	SQ	3G-SDI Level-A	YPbPr	4:2:2 10bit
	3840 x 2160	135.0	60.0*1	594.0	IL	3G-SDI Level-A	YPbPr	4:2:2 10bit
	3840 x 2160	135.0	60.0*1	594.0	SQ	3G-SDI Level-B	YPbPr	4:2:2 10bit
	3840 x 2160	135.0	60.0*1	594.0	IL	3G-SDI Level-B	YPbPr	4:2:2 10bit
3840 x 2160/50p	3840 x 2160	112.5	50.0	594.0	SQ	3G-SDI Level-A	YPbPr	4:2:2 10bit
	3840 x 2160	112.5	50.0	594.0	IL	3G-SDI Level-A	YPbPr	4:2:2 10bit
	3840 x 2160	112.5	50.0	594.0	SQ	3G-SDI Level-B	YPbPr	4:2:2 10bit
	3840 x 2160	112.5	50.0	594.0	IL	3G-SDI Level-B	YPbPr	4:2:2 10bit

Signal name (SIGNAL FORMAT)	Resolution (Dots)	Scanning freq. H (KHz)	V (Hz)	Dot clock freq. (MHz)	4K division	Format	Color format	Sampling
4096 x 2160/24p	4096 x 2160	54.0	24.0*1	297.0	SQ	HD-SDI	YPbPr	4:2:2 10bit
	4096 x 2160	54.0	24.0*1	297.0	SQ	3G-SDI Level-A	YPbPr	4:2:2 12bit
	4096 x 2160	54.0	24.0*1	297.0	IL	3G-SDI Level-A	YPbPr	4:2:2 12bit
	4096 x 2160	54.0	24.0*1	297.0	SQ	3G-SDI Level-B	YPbPr	4:2:2 12bit
	4096 x 2160	54.0	24.0*1	297.0	IL	3G-SDI Level-B	YPbPr	4:2:2 12bit
	4096 x 2160	54.0	24.0*1	297.0	SQ	3G-SDI Level-A	YPbPr	4:4:4 10bit
	4096 x 2160	54.0	24.0*1	297.0	IL	3G-SDI Level-A	YPbPr	4:4:4 10bit
	4096 x 2160	54.0	24.0*1	297.0	SQ	3G-SDI Level-B	YPbPr	4:4:4 10bit
	4096 x 2160	54.0	24.0*1	297.0	IL	3G-SDI Level-B	YPbPr	4:4:4 10bit
	4096 x 2160	54.0	24.0*1	297.0	SQ	3G-SDI Level-A	YPbPr	4:4:4 12bit
	4096 x 2160	54.0	24.0*1	297.0	IL	3G-SDI Level-A	YPbPr	4:4:4 12bit
	4096 x 2160	54.0	24.0*1	297.0	SQ	3G-SDI Level-B	YPbPr	4:4:4 12bit
	4096 x 2160	54.0	24.0*1	297.0	IL	3G-SDI Level-B	YPbPr	4:4:4 12bit
	4096 x 2160	54.0	24.0*1	297.0	SQ	3G-SDI Level-A	RGB	4:4:4 10bit
	4096 x 2160	54.0	24.0*1	297.0	IL	3G-SDI Level-A	RGB	4:4:4 10bit
	4096 x 2160	54.0	24.0*1	297.0	SQ	3G-SDI Level-B	RGB	4:4:4 10bit
	4096 x 2160	54.0	24.0*1	297.0	IL	3G-SDI Level-B	RGB	4:4:4 10bit
	4096 x 2160	54.0	24.0*1	297.0	SQ	3G-SDI Level-A	RGB	4:4:4 12bit
	4096 x 2160	54.0	24.0*1	297.0	IL	3G-SDI Level-A	RGB	4:4:4 12bit
	4096 x 2160/25p	4096 x 2160	56.3	25.0	297.0	SQ	HD-SDI	YPbPr
4096 x 2160		56.3	25.0	297.0	SQ	3G-SDI Level-A	YPbPr	4:2:2 12bit
4096 x 2160		56.3	25.0	297.0	IL	3G-SDI Level-A	YPbPr	4:2:2 12bit
4096 x 2160		56.3	25.0	297.0	SQ	3G-SDI Level-B	YPbPr	4:2:2 12bit
4096 x 2160		56.3	25.0	297.0	IL	3G-SDI Level-B	YPbPr	4:2:2 12bit
4096 x 2160		56.3	25.0	297.0	SQ	3G-SDI Level-A	YPbPr	4:4:4 10bit
4096 x 2160		56.3	25.0	297.0	IL	3G-SDI Level-A	YPbPr	4:4:4 10bit
4096 x 2160		56.3	25.0	297.0	SQ	3G-SDI Level-B	YPbPr	4:4:4 10bit
4096 x 2160		56.3	25.0	297.0	IL	3G-SDI Level-B	YPbPr	4:4:4 10bit
4096 x 2160		56.3	25.0	297.0	SQ	3G-SDI Level-A	YPbPr	4:4:4 12bit
4096 x 2160		56.3	25.0	297.0	IL	3G-SDI Level-A	YPbPr	4:4:4 12bit
4096 x 2160		56.3	25.0	297.0	SQ	3G-SDI Level-B	YPbPr	4:4:4 12bit
4096 x 2160		56.3	25.0	297.0	IL	3G-SDI Level-B	YPbPr	4:4:4 12bit
4096 x 2160		56.3	25.0	297.0	SQ	3G-SDI Level-A	RGB	4:4:4 10bit
4096 x 2160		56.3	25.0	297.0	IL	3G-SDI Level-A	RGB	4:4:4 10bit
4096 x 2160		56.3	25.0	297.0	SQ	3G-SDI Level-B	RGB	4:4:4 10bit
4096 x 2160		56.3	25.0	297.0	IL	3G-SDI Level-B	RGB	4:4:4 10bit
4096 x 2160		56.3	25.0	297.0	SQ	3G-SDI Level-A	RGB	4:4:4 12bit
4096 x 2160		56.3	25.0	297.0	IL	3G-SDI Level-A	RGB	4:4:4 12bit
4096 x 2160		56.3	25.0	297.0	SQ	3G-SDI Level-B	RGB	4:4:4 12bit
4096 x 2160	56.3	25.0	297.0	IL	3G-SDI Level-B	RGB	4:4:4 12bit	

Signal name (SIGNAL FORMAT)	Resolution (Dots)	Scanning freq. H (KHz)	V (Hz)	Dot clock freq. (MHz)	4K division	Format	Color format	Sampling
4096 x 2160/30p	4096 x 2160	67.5	30.0*1	297.0	SQ	HD-SDI	YPbPr	4:2:2 10bit
	4096 x 2160	67.5	30.0*1	297.0	SQ	3G-SDI Level-A	YPbPr	4:2:2 12bit
	4096 x 2160	67.5	30.0*1	297.0	IL	3G-SDI Level-A	YPbPr	4:2:2 12bit
	4096 x 2160	67.5	30.0*1	297.0	SQ	3G-SDI Level-B	YPbPr	4:2:2 12bit
	4096 x 2160	67.5	30.0*1	297.0	IL	3G-SDI Level-B	YPbPr	4:2:2 12bit
	4096 x 2160	67.5	30.0*1	297.0	SQ	3G-SDI Level-A	YPbPr	4:4:4 10bit
	4096 x 2160	67.5	30.0*1	297.0	IL	3G-SDI Level-A	YPbPr	4:4:4 10bit
	4096 x 2160	67.5	30.0*1	297.0	SQ	3G-SDI Level-B	YPbPr	4:4:4 10bit
	4096 x 2160	67.5	30.0*1	297.0	IL	3G-SDI Level-B	YPbPr	4:4:4 10bit
	4096 x 2160	67.5	30.0*1	297.0	SQ	3G-SDI Level-A	YPbPr	4:4:4 12bit
	4096 x 2160	67.5	30.0*1	297.0	IL	3G-SDI Level-A	YPbPr	4:4:4 12bit
	4096 x 2160	67.5	30.0*1	297.0	SQ	3G-SDI Level-B	YPbPr	4:4:4 12bit
	4096 x 2160	67.5	30.0*1	297.0	IL	3G-SDI Level-B	YPbPr	4:4:4 12bit
	4096 x 2160	67.5	30.0*1	297.0	SQ	3G-SDI Level-A	RGB	4:4:4 10bit
	4096 x 2160	67.5	30.0*1	297.0	IL	3G-SDI Level-A	RGB	4:4:4 10bit
	4096 x 2160	67.5	30.0*1	297.0	SQ	3G-SDI Level-B	RGB	4:4:4 10bit
	4096 x 2160	67.5	30.0*1	297.0	IL	3G-SDI Level-B	RGB	4:4:4 10bit
	4096 x 2160	67.5	30.0*1	297.0	SQ	3G-SDI Level-A	RGB	4:4:4 12bit
	4096 x 2160	67.5	30.0*1	297.0	IL	3G-SDI Level-A	RGB	4:4:4 12bit
	4096 x 2160/60p	4096 x 2160	135.0	60.0*1	594.0	SQ	3G-SDI Level-A	YPbPr
4096 x 2160		135.0	60.0*1	594.0	IL	3G-SDI Level-A	YPbPr	4:2:2 10bit
4096 x 2160		135.0	60.0*1	594.0	SQ	3G-SDI Level-B	YPbPr	4:2:2 10bit
4096 x 2160		135.0	60.0*1	594.0	IL	3G-SDI Level-B	YPbPr	4:2:2 10bit
4096 x 2160/50p	4096 x 2160	112.5	50.0	594.0	SQ	3G-SDI Level-A	YPbPr	4:2:2 10bit
	4096 x 2160	112.5	50.0	594.0	IL	3G-SDI Level-A	YPbPr	4:2:2 10bit
	4096 x 2160	112.5	50.0	594.0	SQ	3G-SDI Level-B	YPbPr	4:2:2 10bit
	4096 x 2160	112.5	50.0	594.0	IL	3G-SDI Level-B	YPbPr	4:2:2 10bit

List of simultaneous input compatible signals

The following table specifies the simultaneous input compatible video signals that the projector can project.

Signal name (SIGNAL FORMAT)	Resolution (Dots)	Scanning freq.		Dot clock freq. (MHz)	Simultaneous input compatible signal					
		H (KHz)	V (Hz)		SDI*1		HDMI*2		DVI-D*3	
					Double speed	Quadruple speed	Double speed	Quadruple speed	Double speed	Quadruple speed
1080/60p	1920 x 1080	67.5	60.0	148.5	✓	✓	✓	✓	✓	✓
1080/50p	1920 x 1080	56.3	50.0	148.5	✓	✓	✓	✓	✓	✓
1366 x 768/50	1366 x 768	39.6	49.9	69.0	—	—	✓	—	✓	—
1366 x 768/60	1366 x 768	47.7	59.8	85.5	—	—	✓	—	✓	—
1400 x 1050/50	1400 x 1050	54.1	50.0	99.9	—	—	✓	—	✓	—
1400 x 1050/60	1400 x 1050	65.3	60.0	121.8	—	—	✓	—	✓	—
1920 x 1080/50	1920 x 1080	55.6	49.9	141.5	—	—	✓	—	✓	—
1920 x 1080/60	1920 x 1080*4	66.6	59.9	138.5	—	—	✓	—	✓	—
1920 x 1200/50	1920 x 1200	61.8	49.9	158.3	—	—	✓	—	✓	—
1920 x 1200/60RB	1920 x 1200*4	74.0	60.0	154.0	—	—	✓	—	✓	—
3840 x 2160/60	3840 x 2160	135.0	60.0	594.0	—	—	✓*5	—	—	—
3840 x 2160/50	3840 x 2160	112.5	50.0	594.0	—	—	✓*5	—	—	—
4096 x 2160/60	4096 x 2160	135.0	60.0	594.0	—	—	✓*5	—	—	—
4096 x 2160/50	4096 x 2160	112.5	50.0	594.0	—	—	✓*5	—	—	—

*1 In addition to the standard SDI input, this supports the input from the optional 3G-SDI Terminal Board with Audio (Model No.: TY-TBN03G) installed in the slot.
 *2 This is supported when the optional Interface Board for HDMI 2 input (Model No.: ET-MDNHM10) is installed in the slot.
 *3 This is supported when the optional Interface Board for DVI-D 2 input (Model No.: ET-MDNDV10) is installed in the slot.
 *4 VESA CVT-RB (Reduced Blanking) compliant
 *5 When performing the simultaneous input of the 4K image (resolution of 3840 x 2160 or 4096 x 2160) using the Interface Board for HDMI 2 input (Model No.: ET-MDNHM10), it is necessary for the firmware version of the Interface Board for HDMI 2 input to be 2.00 or later. If the version is earlier than 2.00, the simultaneous process is not performed even if corresponding signal is input. Consult your dealer regarding the version update to the latest firmware. For details on how to confirm the firmware version, refer to "How to confirm the firmware version of the Interface Board (optional)"

NOTE:

• The geometric adjustment function and the expansion function by applying the optional Upgrade Kit (Model No.: ET-UK20) cannot be used when the video signal in simultaneous format is input.