

SmartFit

8" Fire-Rated Poke-Thru

FIRE RATED

FSR

Metal Products Group

SmartFit 8"



DESCRIPTION

FSR's new Fire-Rated "Poke-Thru" floor boxes provide capacity, aesthetics and installation ease. These sturdy core hole products combine flexibility via recessed mounting bracketry to accommodate a wide assortment of power, data and audio video connection options.

Covers are available in three architectural finishes: Brushed Aluminum, Black and Brushed Brass, providing an attractive appearance with superior durability. The entire cover door swings open 180° and the two smaller cable access doors fold down for cable egress while the cover door is secure. The cover technology exceeds UL scrub water testing requirements.

A complete line of sub-plates for device mounting is available to populate the interior middle and end areas of the housing.

SPECIFICATIONS

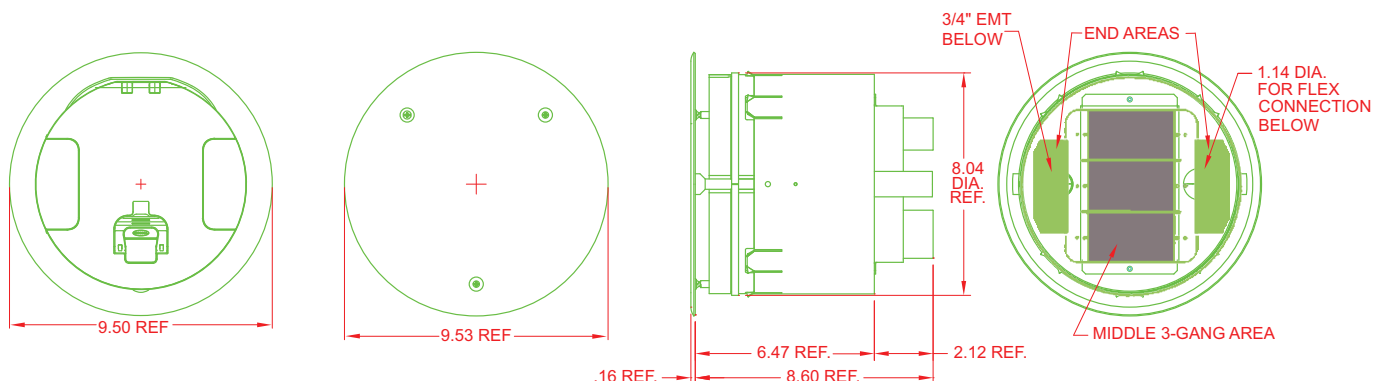
- 2-hour fire rating
- 180° access door opening
- Flange height 0.15" and complies with ADA requirements
- Power wiring junction box included
- Complies with UL514A for scrub water test
- 1000 lb. cover load rating with 2x safety factor
- ULC and cULus

FEATURES


















- Drop down cable access doors to reduce trip hazards
- Pre-pour tubes to remove the need for core hole drilling
- Sub-plates to accept third party devices
- NEMA WD6 Device spacing

All Fire-Rated Poke-Thru's are Buy American compliant

OVERALL DIMENSIONS



Item #	8" Poke-Thru without Cover (Cover Sold Separately)	
SF8-PT-JNC1		Includes: 8" floor fitting, EMT fitting adapter with (1) 1" and (1) 1.5" stub, Junction Box
SF8-PT-JNC2		Includes: 8" floor fitting, EMT fitting adapter with (2) 1" stubs, Junction box
SF8-PT-JNC3		Includes: 8" floor fitting, EMT fitting adapter with (1) 2" stub, Junction box
Complete 8" Poke-Thru with Cover and AC		
SF8-CPT-JNC1-ALM SF8-CPT-JNC1-BLK SF8-CPT-JNC1-BRS		Includes: 8" floor fitting, Two dual 20A pre-wired AC outlet sub-plates, EMT fitting adapter with (1) 1" and (1) 1.5" stub, Cover assembly, Junction box
SF8-CPT-JNC2-ALM SF8-CPT-JNC2-BLK SF8-CPT-JNC2-BRS		Includes: 8" floor fitting, Two dual 20A pre-wired AC outlet sub-plates, EMT fitting adapter with (2) 1" stubs, Cover assembly, Junction box
SF8-CPT-JNC3-ALM SF8-CPT-JNC3-BLK SF8-CPT-JNC3-BRS		Includes: 8" floor fitting, Two dual 20A pre-wired AC outlet sub-plates, EMT fitting adapter with (1) 2" stub, Cover assembly, Junction box
8" Covers Only		
SF8-CVR-ALM SF8-CVR-BLK SF8-CVR-BRS		

8" Optional Parts Middle 3 Gang Area		
SF8-SPC9		Two Gang, 4 Extron AAP sub-plate
SF8-SPC1		Single gang blank sub-plate
SF8-SPC2		Two FSR IPS sub-plate
SF8-SPC7		Single 1.6" Twist-Lock® sub-plate
SF8-SPC3		Single duplex sub-plate
SF8-SPC8		Single 1.4" Twist-Lock® sub-plate
SF8-SPC4		Single decorator sub-plate
SF8-SPC5		Two gang decorator sub-plate
SF8-SPC6		Three gang blank sub-plate (not shown)
8" Optional Parts END Areas		
SF8-SPO1		Blank outer sub-plate
SF8-SPO2		Single IPS sub-plate
SF8-SPO3		Dual 20A pre-wired receptacle
Accessories		
SF8-JNC1		EMT fitting adapter for 8" FRPT with (1) 1" and (1) 1.5" stub
SF8-JNC2		EMT fitting adapter for 8" FRPT with (2) 1" stubs
SF8-JNC3		EMT fitting adapter for 8" FRPT (1) 2" stub
SF8-PS		8" pre-pour sleeve
SF8-ABAND		Abandonment plate for 8" core hole