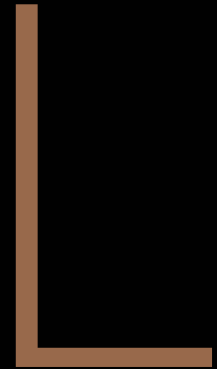


EPSON[®]
EXCEED YOUR VISION



LASER SERIES



LASER PRO L1000 SERIES

Premium Large Venue Laser Projectors



IMPRESSIVE



All projected images in this brochure are simulated.

DESIGNED FOR RENTAL AND STAGING

For that big reveal, first impressions matter. Whatever the venue size, lighting environment, or equipment, there's a lot to keep in mind to make certain all goes off perfectly. With Epson® Pro L Series projectors, you've got one less thing to worry about.

- Laser light source — long life; custom brightness modes
- Sealed optical engine — protects image quality
- Up to 20,000 hours of maintenance-free operation¹
- Motorized lenses with lens position memory
- DMX Art-Net² easily integrates with lighting protocols
- Easy installation — 360-degree projection; Portrait Mode




LASER LIGHT SOURCE

Virtually Maintenance-Free Operation

Epson is the first projector manufacturer to combine inorganic 3LCD panels with an inorganic phosphor wheel to achieve higher brightness and reliability. Featuring a lamp-free laser light source, Pro L Series projectors offer numerous advantages:

- Inorganic 3LCD panels with an inorganic phosphor wheel
- Virtually maintenance-free operation — long-life laser light engine
- No waiting for the projectors to warm up or cool down — the projectors reach maximum brightness and turn off almost immediately
- High-speed contrast control, AbsoluteBlack™ contrast ratio and a wide color gamut for brilliant, color-rich performance
- Balanced, high-quality images and performance you can count on for an array of applications





RELIABLE 24/7 OPERATION

Designed to operate 24/7, the Pro L Series is ideal for applications that require continuous projection. Delivering uniform brightness and exceptional, consistent image quality — 24/7/365 — Pro L Series projectors are an excellent choice for command centers, museums, storefronts and hotel lobbies, as well as digital signage in malls, airports, convention centers and more.

Outstanding Support — with Free Next-Business-Day Replacement

Pro L Series projectors are backed by one of the world's finest customer care programs, including a limited warranty of 20,000 hours of usage or 3 years, whichever comes first, plus toll-free support. (Free Next-Business-Day replacement³ to the U.S. or Canada. Arrives with a postage-paid return shipping label.)

BRILLIANT IMAGE QUALITY

Designed to deliver brilliant, uncompromising image quality for even the most demanding environments, Epson Pro L Series laser projectors provide true-to-life color reproduction with incredible, precise detail. Featuring 3LCD, the #1 projection technology in the world, they offer both high color brightness and high white brightness. And, they're backed by 25 years of road-tested reliability.



4K ENHANCEMENT TECHNOLOGY

Revolutionary 4K Enhancement Technology⁴ accepts 4K input, allowing viewers to experience the most intricate details. This feature also enhances the 1080p signal for output that surpasses Full HD image quality, without visible stair-stepping or pixel gaps. From tiny text to the smallest architectural feature, you'll see every incredible detail.



4K Enhancement Technology Off




4K Enhancement Technology On



Color Gamut

Color gamut is the range of colors a projector is capable of reproducing. When the color gamut of a projector is small, colors will be displayed far less accurately. Epson 3LCD projectors have higher color brightness and a wider color gamut than competitive 1-chip DLP projectors.



Pixel Scaling

This feature shifts each pixel diagonally by 0.5 pixels to double the resolution from 2.3 million to 4.6 million pixels.

AUTO IMAGE CALIBRATION

Equipped with a built-in camera, Pro L Series projectors are capable of calibrating and adjusting color, uniformity, and white balance with the simple push of a button.

For multiple-screen applications such as display walls and edge-blending screens, the networked projector will automatically recognize its position in the matrix and assign itself an ID and IP address for easy adjustment. This feature allows you to position up to nine projectors side-by-side (1x9), stacked vertically (9x1), or in a matrix (3x3, 2x4, or 4x2).



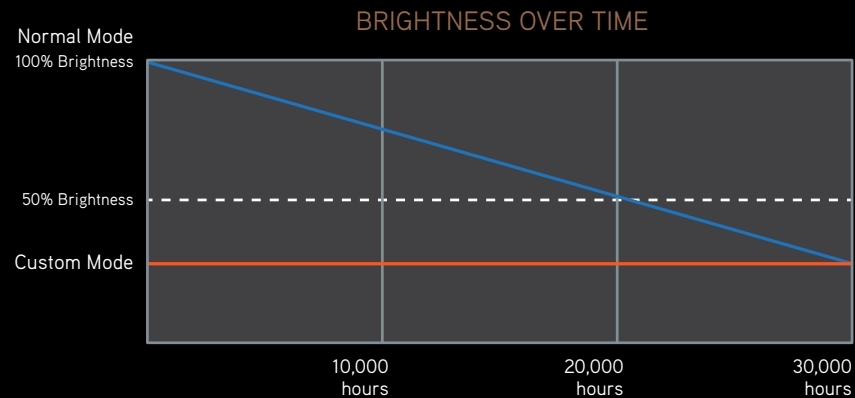
L1500U Projector 1 192.168.100.101	L1500U Projector 2 192.168.100.102	L1500U Projector 3 192.168.100.103
L1500U Projector 4 192.168.100.104	L1500U Projector 5 192.168.100.105	L1500U Projector 6 192.168.100.106
L1500U Projector 7 192.168.100.107	L1500U Projector 8 192.168.100.108	L1500U Projector 9 192.168.100.109



CUSTOMIZABLE BRIGHTNESS MODES

Pro L Series laser projectors offer customizable brightness modes for different applications. These modes allow users to preset brightness and noise levels, as well as maintenance cycles.

- **Normal Mode** — Designed for maximum brightness needs — ideal for conference rooms, auditoriums and lecture halls.
- **Extended Mode** — Extends the maintenance cycle by decreasing the brightness by 30 percent — ideal for darker environments with ambient light, such as museums and art galleries, where a reduced maintenance cycle is desired.
- **Constant Mode** — Maintains the light output of the projector at a constant and consistent brightness — ideal for applications such as command centers.
- **Quiet Mode** — Reduces the noise level to as low as 31 dB (depending on model) by decreasing the brightness by 30 percent — ideal for libraries, theaters, museums and art galleries.
- **Custom Mode** — Allows the user to set the brightness of the projector at a variable level from 100 percent to as low as 30 percent to extend the life of the projector.



The blue line is a simplified representation of brightness decline over time in Normal Mode. Actual decline may vary depending on usage environment.



Custom Mode — Command Center



Quiet Mode — Museum

WIDE SELECTION OF POWERED LENSES WITH LENS MEMORY

Total of 10 Lenses to Choose From

The Pro L Series offers increased installation flexibility with a total of 10 lenses that allow users to choose the motorized lens most suited for their environment. Choose from a variety of ranges including ultra short-throw, short-throw, middle-throw and long-throw lenses. A tool-free, quick-release lever enables fast, easy lens exchange. For details, visit epson.com/largevenue



For models: L1100U, L1200U, L1300U, L1405U

Lens	Part Number	Product Code	Wide - Tele	Throw Ratio Range												
				1.0	2.0	3.0	4.0	5.0	6.0	7.0	8.0	9.0	10.0			
Ultra Short	ELPLX01	V12H004X01	0.35													
Short #1	ELPLU03	V12H004U03	0.65 - 0.78													
Short #2	ELPLU04	V12H004U04	0.87 - 1.05													
Wide #1	ELPLW05	V12H004W05	1.04 - 1.46													
Wide #2	ELPLW06	V12H004W06	1.62 - 2.22													
Middle #1	ELPLM08	V12H004M08	1.44 - 2.32													
Middle #2	ELPLM09	V12H004M09	2.16 - 3.48													
Middle #3	ELPLM10	V12H004M0A	3.32 - 5.06													
Middle #4	ELPLM11	V12H004M0B	4.85 - 7.38													
Long	ELPLL08	V12H004L08	7.21 - 10.11													

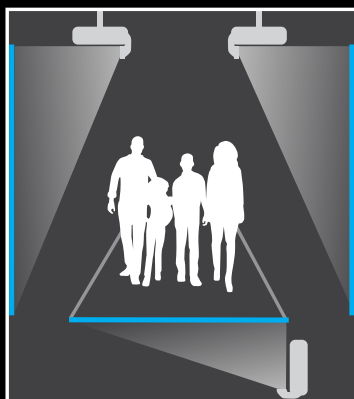
For models: L1500U, L1505U

Lens	Part Number	Product Code	Wide - Tele	Throw Ratio Range												
				1.0	2.0	3.0	4.0	5.0	6.0	7.0	8.0	9.0	10.0			
Short #1	ELPLU03	V12H004U03	0.48 - 0.57													
Short #2	ELPLU04	V12H004U04	0.64 - 0.77													
Wide #1	ELPLW05	V12H004W05	0.77 - 1.07													
Wide #2	ELPLW06	V12H004W06	1.19 - 1.62													
Middle #2	ELPLM09	V12H004M09	1.57 - 2.56													
Middle #3	ELPLM10	V12H004M0A	2.42 - 3.71													
Middle #4	ELPLM11	V12H004M0B	3.54 - 5.41													
Long	ELPLL08	V12H004L08	5.27 - 7.41													

ZERO-OFFSET ULTRA SHORT-THROW LENS

Transform your Pro L Series projector into an ultra short-throw projector. Featuring a 0.35 throw ratio and zero offset, this lens allows you to install the projector just inches from the screen or wall and still get large, clear, crisp projection. It's an ideal solution for installation in narrow spaces and rear-projection applications. Plus, the lens shift gives you even more flexibility when you need it.

Available on the Pro L1100U/NL, Pro L1200U/NL, Pro L1300U/NL and Pro L1405U/NL models.



Front projection from above and rear projection from below the floor surface create an immersive experience.



Project from above or below for a dynamic window display.



ADVANCED EDGE BLENDING TECHNOLOGY

Built-in Edge Blending technology is ideal for using multiple projectors to overlap images and project seamless, multi-screen panoramic images — even on a curved surface, the ceiling, or the floor. Perfect for art galleries, digital signage and staging, this feature ensures uniform, seamless projection, with no bright spots where the overlap occurs.



FLEXIBLE PROJECTION

True 360-Degree Projection

Take advantage of every surface in the room. Featuring a laser light source, Pro L Series projectors can be rotated 360 degrees in any direction for off-axis positioning (without the need to switch out a lamp). And, there are no tilt angle restrictions. Project straight down on the floor, straight up on the ceiling, or tilted in any direction — Epson technology keeps the projector running without compromising performance or image quality.



Portrait Mode

A creative solution for window advertisements, fashion shows, live performances and virtually any setting requiring projection onto tall, vertical screens or surfaces, Portrait Mode enables you to install the projector on its side for displaying digital signage, screening images or projecting video with portrait orientation. Plus, the projector's laser light source means there's no need to swap out lamps for Portrait Mode.



SEAMLESS INTEGRATION TOOLS

Compatible with Leading Control Systems

Pro L Series projectors are compatible with Crestron® RoomView®, AMX®, Extron® XTP®, Art-Net² and Control4® Simple Device Discovery Protocol (SDDP) to ensure easy integration with existing systems.



Emulation Mode

Easily integrate your Epson Pro L Series projector into existing networked projection control systems using Emulation Mode, which allows the projector to accept Sony®, Panasonic®, Mitsubishi® and NEC® codes⁵. Simply install the projector and choose the control set that you want the projector to emulate. This convenient feature reduces installation time and cost, as installers do not have to reprogram the system with Epson codes.



ADVANCED CONNECTIVITY OPTIONS

Diverse Connectivity Including HDBaseT™ and 3G-SDI

Connect with virtually any system — Pro L Series projectors include HDBaseT, 3G-SDI, HDMI®, DVI-D, VGA, BNC and LAN inputs. Cutting-edge HDBaseT technology simplifies installation with just one CAT-5/6 cable carrying Full HD video, audio, network and control commands. 3G-SDI allows for the transmission of uncompressed, unencrypted digital video signals for real-time video playback in broadcasting and events staging. Both interfaces allow for a 328-foot cable length to accommodate large venues, which reduces the need for additional cables, signal repeaters or added labor.

Optional HDBaseT Transmitter

For your convenience, Epson offers an optional HDBaseT transmitter box as a companion piece to the Pro L Series. Three inputs are featured for easy installation: HDMI, LAN and RS-232 to output into a CAT-5/6 cable.

HDCP 2.2 Support over HDMI and HDBaseT

Pro L Series projectors support HDCP 2.2, the latest security protocol, designed to create an encrypted, secure connection between a source and a display.

Split Screen

Use the Split Screen⁶ feature to simultaneously project two images (video or still) side-by-side from two different sources. Choose from three layout options: 50-50 percent split screen; with the main image on the left; or with the main image on the right. You can swap the images, choose the source for the audio and even display closed captioning if the signal includes it.

Wireless Connectivity

Wirelessly connect — you can either connect to a wireless network (infrastructure) or to an ad hoc (peer-to-peer) wireless computer. Optional wireless module sold separately.



MULTI-PC PROJECTION WITH MODERATOR

Epson's Multi-PC Projection with Moderator software⁷ allows you to simultaneously display up to four devices on the screen over the network (wired or wireless), with even more users connected to the same projector on Standby Mode. The moderator, from a PC or Mac[®], can drag and drop participants into or out of the four quadrants and control which device screens to display.

- Connect up to 50 Windows[®] and Mac devices, or iOS[®] and Android[™] devices running the Epson iProjection[™] App⁸
- Encourage and control collaboration; it's perfect for comparing ideas and content side by side



INSTALLATION TOOLS

Epson knows that choosing, installing and using a projection device correctly is very important. We have collected helpful tips and resources to make the process easier. For additional information on documentation and installation tools, visit epson.com/largevenue

Online Installation Handbook

Find a step-by-step guide to help with the most challenging installation situations at epson.com/installhandbook

- Throw distance calculations
- CAD drawings
- Mounting information
- Connectivity information
- RS-232 control codes
- Remote control information
- Environmental requirements
- Maintenance information
- Optional accessories



Throw Distance Calculator

You can interactively change the following attributes and find the right projector solution for your application:

- Projector model
- Lens type
- Lens shift
- Projection distance
- Screen size
- Screen positioning on the wall
- Aspect ratio

To determine which projector is right for your room size, use the throw distance calculator at epson.com/distancecalculator-LV



Setting Cloning


Copy the menu settings from one projector to one or more other projectors of the same model. This allows for quick duplication of projector menu settings in a batch setup operation.

(Does not copy network settings.)

Firmware Updates

Perform firmware updates via:

- USB thumb drive
- USB connection from a PC
- Over the network
- Cloning — copy settings (user logo, brightness, etc.) between installations



For BIM content, go to seek.autodesk.com/epson

MANAGEMENT AND CONTROL

Epson EasyMP® Monitor Tool

If you are searching for a solution that gives you control over your time, Epson network projectors with EasyMP Monitor capabilities can help. Epson network projectors contain built-in remote access, with no licensing fees added, to Epson Monitor software. These features also give you added control, and the ability to troubleshoot and monitor all Epson network projectors from any computer over a wired or wireless Ethernet network.

Additional features to assist administrators/help desk:

- Remote access and control through the network
- Remote monitoring of up to 1,024 Epson networked projectors
- View status, including input sources, power on/off, lamp life hours and more
- Preventative maintenance features including temperature levels and error alerts
- Schedule filter and lamp timer settings
- Email notification (SMTP) to send alerts to your handheld device
- Enterprise SNMP plug-in available



Network Projection — Content Over IP

Use EasyMP Network Projection to display your computer screen through the projector, via a network, for effective meetings, presentations and digital signage applications. You can use either wired or high-security wireless LAN connections and project the same or up to four different images on up to four projectors, or display a panoramic image.



Full Networkability

Epson network projectors can also be accessed from your browser via an internal webpage. Whether you assign a static IP address or enable DHCP, the projector becomes accessible once it's integrated in your network. The internal webpage lets you control items such as network configuration, projector settings and email alerts.



Message Broadcasting

This innovative feature enables you to broadcast customized images/alerts over the network for announcements or instructions. Messages can be sent to up to 1,024 projectors simultaneously and will overwrite the current screen content if the projector is being used, unless this function is disabled by the presenter. If the projector is off, Message Broadcasting will turn the projector on and then display the message.



PRODUCT SPECIFICATIONS

MODEL	PRO L1100U/NL	PRO L1200U/NL	PRO L1300U/NL	PRO L1405U/NL
Product Code	V11H735020/V11H735920	V11H734020/V11H734920	V11H733020/V11H733920	V11H739120/V11H739820
Road Service Warranty	Limited warranty of 20,000 hours of usage or 3 years, whichever comes first, plus toll-free support.			
Free Next-Business-Day Replacement ³	Yes, ships to the U.S. and Canada. Arrives with a postage-paid return shipping label.			
Basics				
Color Brightness (Color Light Output) ⁹	6,000 lumens	7,000 lumens	8,000 lumens	8,000 lumens
White Brightness (White Light Output) ⁹	6,000 lumens	7,000 lumens	8,000 lumens	8,000 lumens
Native Resolution ¹⁰	WUXGA with 4K Enhancement ⁴			
Contrast Ratio	Up to 2,500,000:1			
Light Source	Laser			
Split Screen ⁶	Yes			
Edge Blending	Yes			
Scheduling Function	Yes			
Weight	Approx. 41.2 lb	Approx. 42.2 lb	Approx. 42.4 lb	Approx. 42.4 lb
LAN Networking & Control				
Wired	RJ-45 (Broadcasting)			
Wireless	Optional (802.11b/g/n)			
Message Broadcasting	Yes			
Multi-PC Projection	Yes			
Device Management Software (Moderator) ⁷	Yes			
Crestron RoomView Enabled	Yes			
Connections				
DVI-D	DVI-D x 1			
HDMI (HDCP 2.2)	HDMI x 1			
HDBaseT	Yes			
Analog Connections	5-BNC, VGA x 1			
SDI	—	—	—	3G-SDI
Audio In	Mini Stereo x 3			
Variable Audio Out	Mini Stereo x 1			
USB 2.0 Connectors	Type B x 1 (For Service Only) Type A x 1 (For Wireless Only)			
Monitor Out	Mini D-sub 15 pin x 1			
Serial Control	Serial: RS-232c x 1			
Recommended Accessory 1	HDBaseT Transmitter (V12H547020)			
Recommended Accessory 2	Replacement Air Filter (V13H134A30)			
Recommended Accessory 3	Wireless LAN Module (V12H731P02)			

PRODUCT SPECIFICATIONS | DETAILS AND ACCESSORIES

MODEL	PRO L1500U/NL	PRO L1505U/NL
Product Code	V11H792020/V11H792920	V11H792120/V11H792820
Road Service Warranty	Limited warranty of 20,000 hours of usage or 3 years, whichever comes first, plus toll-free support.	
Free Next-Business-Day Replacement ³	Yes, ships to the U.S. and Canada. Arrives with a postage-paid return shipping label.	
Basics		
Color Brightness (Color Light Output) ⁹	12,000 lumens	12,000 lumens
White Brightness (White Light Output) ⁹	12,000 lumens	12,000 lumens
Native Resolution ¹⁰	WUXGA with 4K Enhancement ⁴	
Contrast Ratio	Up to 2,500,000:1	
Light Source	Laser	
Split Screen ⁶	Yes	
Edge Blending	Yes	
Scheduling Function	Yes	
Weight	Approx. 47.8 lb	Approx. 47.8 lb
LAN Networking & Control		
Wired	RJ-45 (Broadcasting)	
Wireless	Optional (802.11b/g/n)	
Message Broadcasting	Yes	
Multi-PC Projection	Yes	
Device Management Software (Moderator) ⁷	Yes	
Crestron RoomView Enabled	Yes	
Connections		
DVI-D	DVI-D x 1	
HDMI (HDCP 2.2)	HDMI x 1	
HDBaseT	Yes	
Analog Connections	5-BNC, VGA x 1	
SDI	3G-SDI	
Audio In	Mini Stereo x 3	
Variable Audio Out	Mini Stereo x 1	
USB 2.0 Connectors	Type B x 1 (For Service Only) Type A x 1 (For Wireless Only)	
Monitor Out	Mini D-sub 15 pin x 1	
Serial Control	Serial: RS-232c x 1	
Recommended Accessory 1	HDBaseT Transmitter (V12H547020)	
Recommended Accessory 2	Replacement Air Filter (V13H134A30)	
Recommended Accessory 3	Wireless LAN Module (V12H731P02)	

DIMENSIONS



Pro L1500U



Pro L1500U
(Top view)

ACCESSORIES



Low Ceiling Mount
(ELPMB47)



High Ceiling Mount
(ELPMB48)

For additional mounting solutions visit epson.com/largevenue

EPSON BUSINESS SOLUTIONS

Epson is a leading provider of innovative technology solutions that help businesses succeed. We partner with you to best meet your specific needs, focusing on:

- Improved productivity
- World-class customer service and support
- Cost-effective, high-quality solutions
- A commitment to the environment

Discover how Epson can help you work toward the future — www.epson.com/forbusiness

Better Products for a Better Future™
eco.epson.com



Epson America, Inc.
3840 Kilroy Airport Way, Long Beach, CA 90806

Epson Canada Limited
185 Renfrew Drive, Markham, Ontario L3R 6G3

epson.com/largevenue
epson.ca/largevenue

- 1 20,000 hours is the estimated projector life when used in Normal Mode. Actual hours may vary depending on mode and usage environment. The projector has a limited warranty of 3 years or 20,000 hours, whichever comes first.
- 2 Available on the L1405U/NL, L1500U/NL and L1505U/NL models.
- 3 Expedited shipping not available in all areas. Road Service orders must be in by 3 p.m. Eastern Time for Next-Business-Day delivery.
- 4 4K Enhancement Technology shifts each pixel diagonally by 0.5 pixels to double the resolution to 3840 x 2400 and surpass Full HD image quality.
- 5 Emulation Mode is limited to certain code sets and may not support all codes. Contact Epson Support for the latest supported sets.
- 6 Consult your user manual for input combinations.
- 7 Moderator feature is part of EasyMP Multi-PC Projection software.
- 8 To use Epson iProjection, the projector must be configured on a network. Epson projectors can be networked either through the Ethernet port on the projector (check model specifications for availability) or via a wireless connection. Check your owner's manual to determine if a wireless LAN module must be purchased separately to enable wireless connection on your Epson projector. Not all Epson projectors are able to be networked. Availability varies depending on model.
- 9 Color brightness (color light output) and white brightness (white light output) will vary depending on usage conditions. Color light output measured in accordance with IDMS 15.4; white light output measured in accordance with ISO 21118.
- 10 WUXGA (1920 x 1200), WXGA (1280 x 800), XGA (1024 x 768), SVGA (800 x 600).

Caution: Class 2 laser product. Do not stare into the beam.