



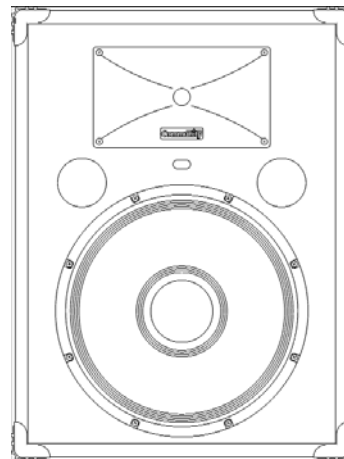
XP505

PROFESSIONAL LOUDSPEAKERS TWO-WAY, BI-AMPABLE MULTI-ANGLE MONITOR WITH 90° X 40° HF HORN

SPECIFICATIONS (See notes 1 and 2)

- Loudspeaker Type:** 2-way, stage monitor, bass ported
- Operating Range:** 50 Hz - 18 kHz
70 Hz - 15 kHz (+/-3.5dB)
- Max Input Ratings:** 400W continuous, 1000W program
40 volts RMS, 89 volts momentary peak
- Recommended Power Amp:**
For maximum SPL: 800W to 1200W @ 4 Ohms
- Sensitivity 1W/1m:**
97dB SPL (63 Hz - 13 kHz 1/3 octave bands)
98dB SPL (250 Hz - 4kHz speech range)
- Maximum Inputs (biamp):**
LF (same as for passive mode)
HF: 50W continuous, 125W PGM @ 4 Ohms.
- Maximum Output:** 125 dB SPL / 132 dB SPL (peak)
- Nominal Impedance:** 4 Ohms
- Min Impedance:** 3.6 Ohms @ 11.5 kHz
- Nominal -6dB Beamwidth:**
90° H (-8° / -47° (2 kHz - 12.5 kHz)
40° V (+8° / -18° (2 kHz - 12.5 kHz)
- Axial Q / DI:** 19.1 / 12.8, 2 kHz - 12.5 kHz
- Crossover Frequency:** 2 kHz
- Recommended Signal Processing:** 40 Hz high pass filter
- Drivers:** LF (1) 15"
HF (1) 1" exit, non-metallic diaphragm, Ferrofluid-cooled
- Driver Protection:** IntelliSense™
- Input Connection:** (2) Locking connectors
(compatible with Speakon™ NL4)
(2) 1/4" jacks
- Controls:** HF presence switch
Bi-amp/Full-range switch
- Enclosure:** Black carpeted 3/4" Luaun-core plywood
- Enclosure Hardware:**
(6) Interlocking corner protectors
(2) Steel recessed bar-handles
- Mounting / Rigging Provisions:**
(2) 5/16-18 suspension strap attachment points
- Grille:** 16 gauge perforated steel, black powder coated
- Required Accessories:** None
- Supplied Accessories:** None
- Optional Accessories:** Strapkit: (3) steel straps for suspending
- Dimensions (in normal operating position):**
Height: 26.9"/685 mm
Width: 20.3"/516 mm
Depth: 16.5"/419 mm
Weight: 44 lb./20 kg
Shipping Weight: 52 lb./23.6 kg

- Sensitivity: Free field pink noise measurement at 40 ft / 12.2 m at 50% power; extrapolated to 1 meter and an input voltage of 2 volts RMS.
- Watts: All wattage figures are calculated using the rated nominal impedance.



APPLICATIONS:

- Sound Reinforcement/Portable PA
- Houses of Worship
- Sport Facilities & Health Clubs
- Clubs/DJ
- Rental Systems

FEATURES:

- Three Color PowerMeter™ LEDs
- IntelliSense™ Three Stage Solid State Protection Circuitry with Front/Rear Indicators
- 1" Exit Proprietary, Ferrofluid-cooled UC1 HF Driver, Non-metallic Diaphragm
- Wedge-type Enclosure for Stage Monitoring
- Black Carpeted Exterior
- Steel Bar-Handles and Input Panel
- Switchable High Frequency Boost and Cut Switch
- Full-range/Biamp Operation

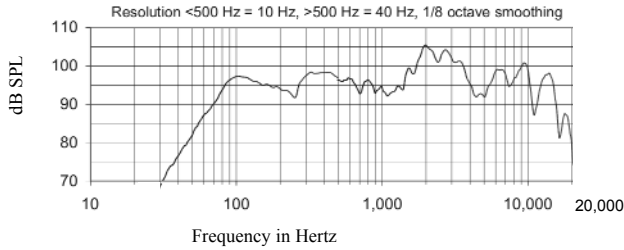
DESCRIPTION

The XP505 is a compact, high-efficiency, wedge-type two-way stage monitor system with clear articulate output and smooth frequency response. It features a 15" woofer and a 1" non-metallic diaphragm compression driver coupled to a 90°H x 40°V pattern control horn in a optimally tuned, bass reflex enclosure. The XP505 features improved IntelliSense™ circuitry, which operates in conjunction with PowerMeter™ LED indicators. Found on both front and rear panels, the LEDs flash green to indicate signal presence, yellow to warn that the loudspeaker is entering its first stages of protection and red to show that full protection has been activated. Within protection mode, IntelliSense automatically attenuates speaker levels to within a safe operating range. Once volume has been reduced, the circuit resets itself, restoring full power and operation to the speaker. The black carpeted plywood enclosure and black perforated steel grille present an attractive and rugged package. Five year limited warranty.

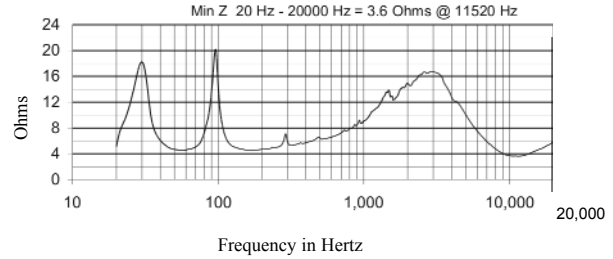
XP505 Page 1 of 2

COMMUNITY PROFESSIONAL LOUDSPEAKERS
333 East 5th Street, Chester, PA USA 19013-4511 TEL (610) 876-3400 FAX (610) 874-0190
www.loudspeakers.net

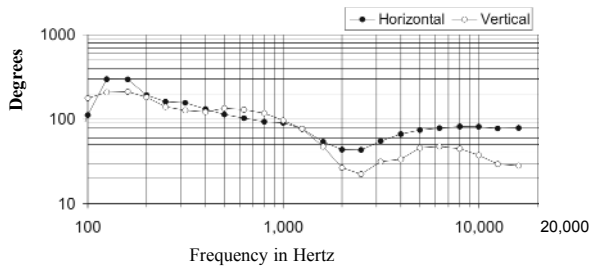
Frequency Response



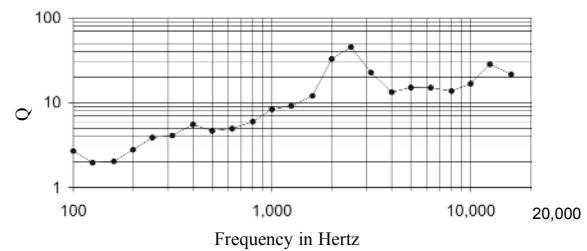
Impedance



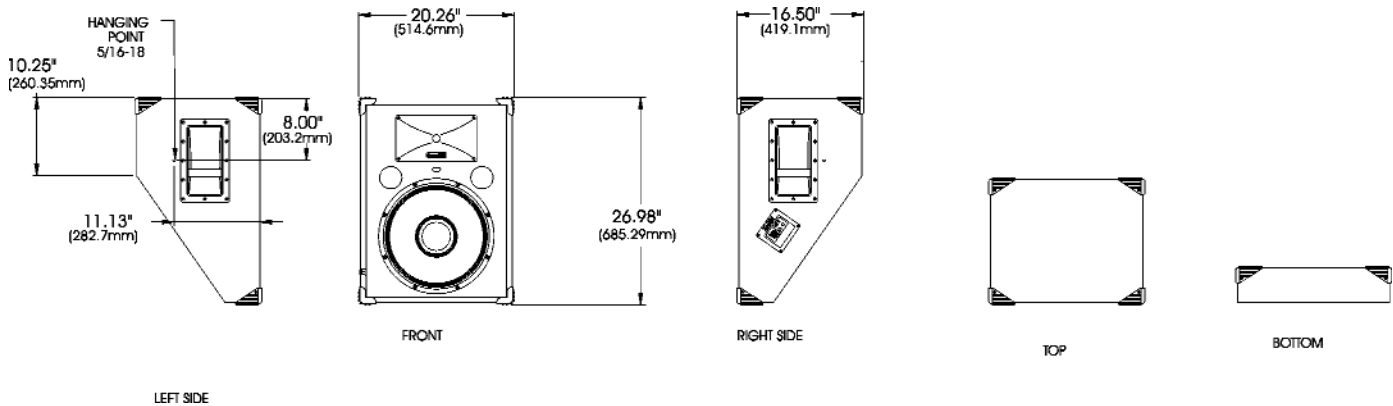
Beamwidth



Axial Q



DIMENSIONS



ARCHITECTS AND ENGINEERS SPECIFICATIONS

The loudspeaker system shall be a two-way, bi-ampable, full-range wedge-type bass reflex design. The loudspeaker system shall have one 15" woofer and one 1" exit HF driver with a non-metallic diaphragm mounted to a 90°H x 40°V molded horn. Drivers shall be connected to an integral crossover with a crossover frequency of 2 kHz and integral three stage protection circuitry. There shall be two locking connectors and two 1/4" phone jack connectors. The loudspeaker enclosure shall be black carpeted 3/4" plywood with a 16 gauge perforated steel grille. The system shall have an amplitude response of 70 Hz to 15 kHz (+/- 5 dB), input capability of 40V RMS, 97 dB sensitivity at one meter and 2V / 4 ohms nominal impedance. The nominal dispersion shall be 90°H x 40°V from 2 kHz to 12.5kHz. The loudspeaker shall be 26.9" (685 mm) H x 20.3" (516 mm) W x 16.5" (419 mm) D and weigh 44 lbs (20 kg).