

SPECIFICATIONS (See Notes 1 & 2)

Loudspeaker Type: Horn-loaded Low Frequency system
Operating Range: 40 Hz - 250 Hz
 45 Hz - 125 Hz (+/-3dB)

Max Input Ratings:
 600W continuous, 1500W program
 49 volts RMS, 110 volts momentary peak

Recommended Power Amplifier:
 1250W to 1800W @ 4 Ohms

Sensitivity 1W/1m:
 101 dB SPL (40 Hz - 125 Hz 1/3 octave bands)

Maximum Output:
 129 dB SPL / 136 dB SPL (peak)

Nominal Impedance: 4 Ohms

Min Impedance: 3.6 Ohms @ 70 Hz

Nominal -6dB Beamwidth: 360° H x 360° V

Axial Q / DI: 1 / 0, 40 Hz - 250 Hz

Recommended Signal Processing:
 80 Hz - 150 Hz electronic crossover
 30 Hz high pass filter

Drivers: LF (4) 15", Ferrofluid-cooled

Driver Protection:
 PowerSense DDP

Input Connection:
 (2) Neutrik NL4MP
 (2) 1/4 in. jack

Controls: PowerSense DDP indicator

Enclosure: Luaun plywood

Enclosure Hardware:
 (4) Steel recessed bar-handles
 (8) Protective corners
 (4) Sets threaded inserts for optional casters

Mounting / Rigging Provisions:
 None

Grille: 16 gauge perforated steel

Required Accessories:
 Electronic crossover (80 - 150 Hz)

Supplied Accessories: None

Optional Accessories:
 CASTERS415: 4 heavy-duty 4" swivel casters
 DSC42: digital system controller

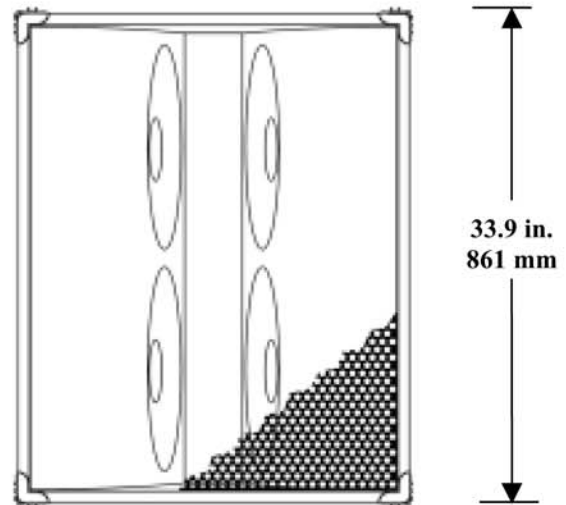
Dimensions:
 Height: 33.9 in. / 861 mm
 Width: 27 in. / 686 mm
 Depth: 43 in. / 1092 mm

Weight: 181 lb. / 82.1 kg

Shipping Weight: 198 lb. / 89.8 kg

1. **Sensitivity:** Free field pink noise measurement at 10 ft / 3 m at 50% power; extrapolated to 1 meter and an input of 2 volts RMS.

2. **Watts:** All wattage figures are calculated using the rated nominal impedance.



FEATURES:

- Horn-loaded Design
- 4 x 15" Ferrofluid-cooled drivers
- Narrow Profile Enclosure for Tighter Spaces
- Steel Input Panel with Neutrik connectors

APPLICATIONS:

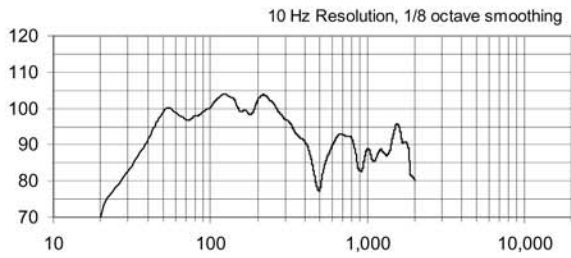
- Portable PA
- Music Club Installations
- DJs
- Theatres

DESCRIPTION

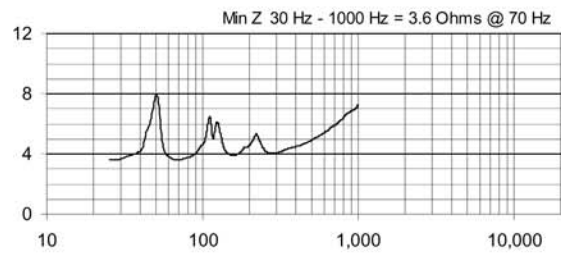
The XLT415 is a phenomenal fully horn-loaded subwoofer designed to complement the XLT series or other full-range loudspeakers. It is designed for portable sound reinforcement and DJ systems as well as for fixed installations in music and dance clubs, theaters and other venues requiring extreme bass output in an affordable package.

The XLT415 features PowerSense DDP (Dynamic Driver Protection) with a rear panel indicator. The black carpeted Luaun wood enclosure with a 16 gauge perforated steel grille is solidly constructed to reduce back-waves from the system and withstand the rigors of road use. It has six protective corners, and four recessed, steel bar-handles. Threaded inserts are provided for adding an optional kit of four casters. Five year limited warranty.

FREQUENCY RESPONSE



IMPEDANCE



DIMENSIONS

