



VP-553

MULTI-OUTPUT SWITCHING SOLUTION



- Kramer's Renowned Scaling Technology
- Extensive Web Page Control
- Audio DSP
- HDBaseT™ Inputs and Outputs
- USB Switching for Smart Board Support



The VP-553 is a versatile and powerful 6x2 presentation scaler/switcher for HDMI and HDBaseT™ signals with additional analog support for one of the two output scalers, and a 4x1 USB switcher. The unit accepts two of six inputs: three HDBaseT™ and three HDMI signals. It scales the video, embeds the audio and outputs the signal to one of the scaled HDMI outputs. Output 1 can optionally send the signal over HDBaseT™ and it also has analog support for two computer graphics signals, two composite video signals and two TP inputs. In addition to the embedded audio output, independent stereo audio outputs are also available.

The VP-553 is a feature packed solution with everything you need in an elegant and yet simple AV switching and signal processing solution for any boardroom, conference room or classroom.

FLEXIBLE AND POWERFUL

The VP-553 supports a unique combination of features that makes it a powerful, flexible and cost effective unit suitable for many types of installations.

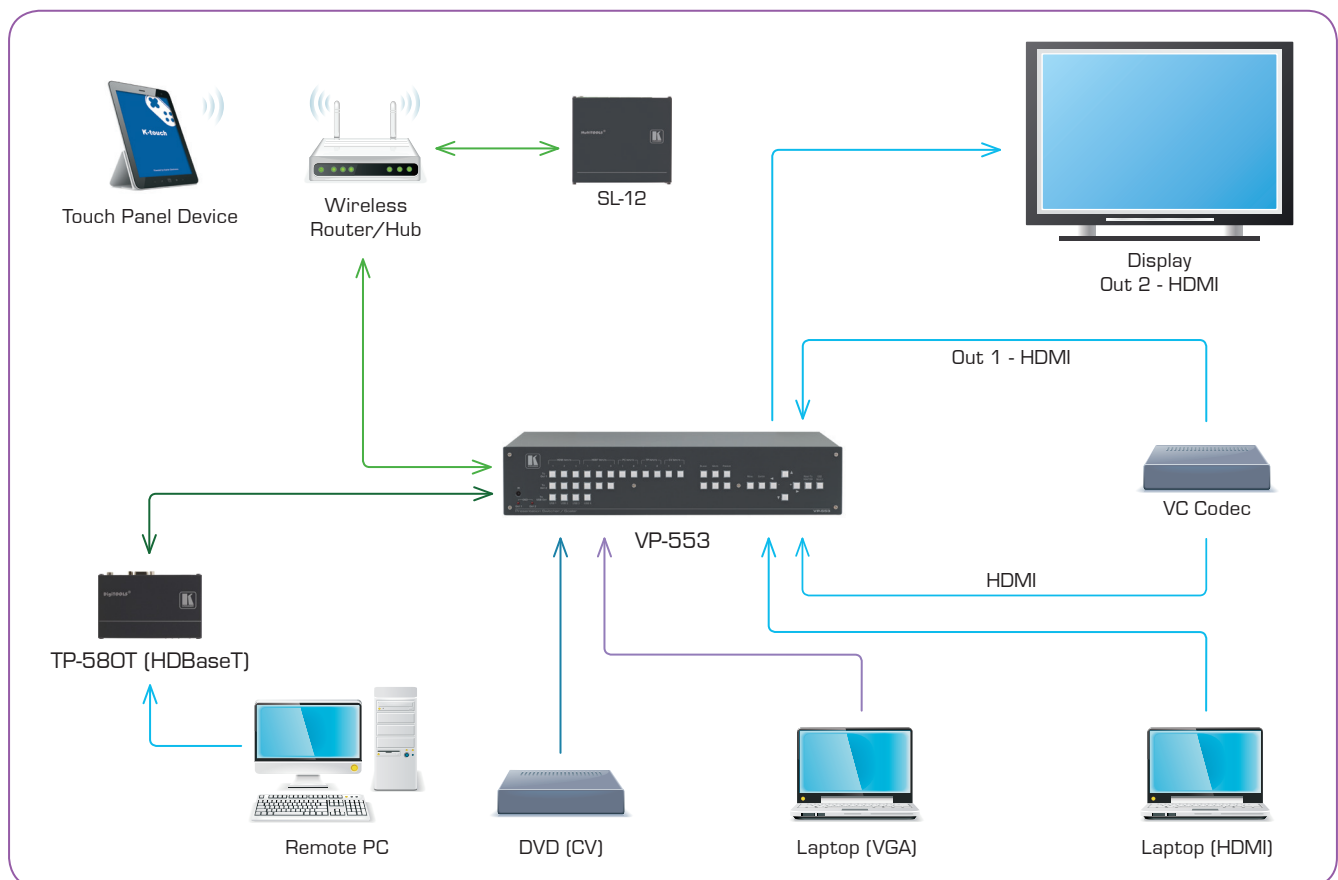
In the corporate market, the VP-553 provides an effective solution for small to medium-sized meeting places and discussion hubs. It is particularly suitable as the main switching device in rooms containing video conferencing systems. In setups that require switching USB together with video and audio (such as, a smart board), the VP-553, with its integrated 4:1 USB switcher is an outstanding choice.

In the educational market, many setups require two screens with different sizes and resolutions, located at different distances from the switching cabinet or rack. Again, your natural solution is the VP-553, with two independent scaled outputs, one of which also supports HDBaseT.

USE-CASE EXAMPLES FOR THE VP-553

Use Case 1: Virtual Conference Setups

In a basic Virtual Conferencing setup, the VC codec loops between an output and an input of the main switching device in the room. This can be done by connecting HDMI output 1 of the VP-553 to the HDMI input of the VC codec, while the codec's HDMI output connects to an HDMI input on the VP-553. The main display connects to output 2 of the VP-553. This common loop makes all video inputs available on output 2 of the VP-553, in addition to the image manipulation features of the VC codec unit. The VP-553 is the best affordable choice for a main switching device in signal-rich VC room setups.

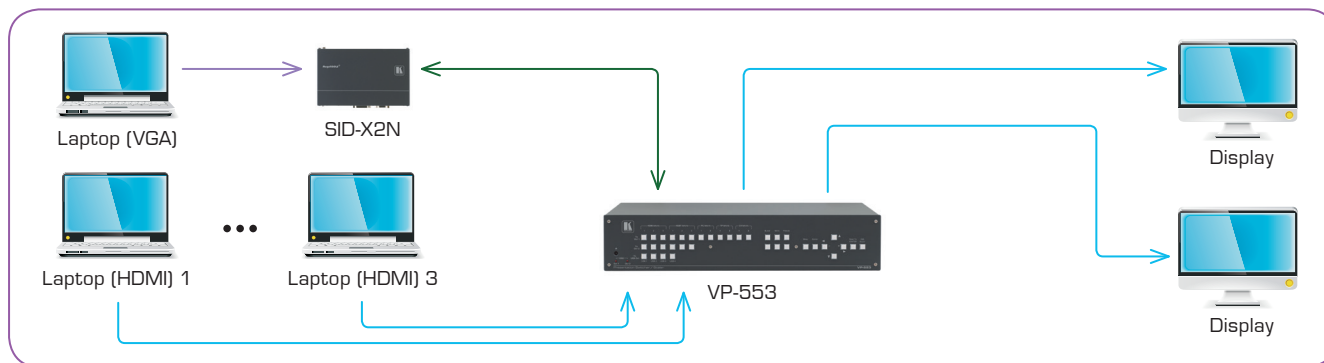


CABLE LEGEND

- C-HM/HM - HDMI Cable
- BC-HDKat6a - HDBT over CAT 5 Cable
- C-GM/GM - 15-pin HD Cable
- C-RVM/RVM - Composite Video Cable
- Ethernet Cable
- USB Cable
- Audio/Speakers Cable
- Control Cable

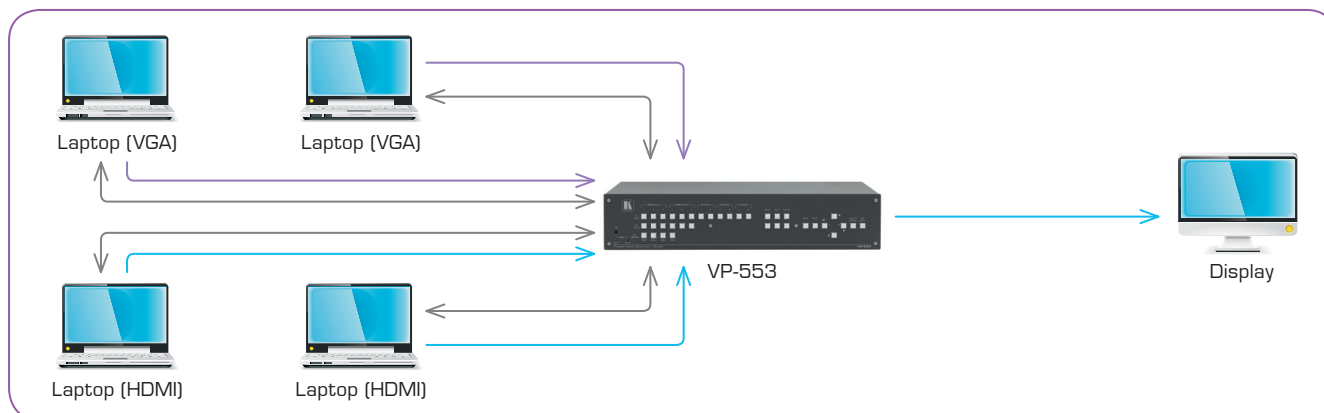
Use Case 2: Room Setups: Two Screens Show Different Sources

The dual scaled output of the VP-553 makes it a perfect solution for such common setups.



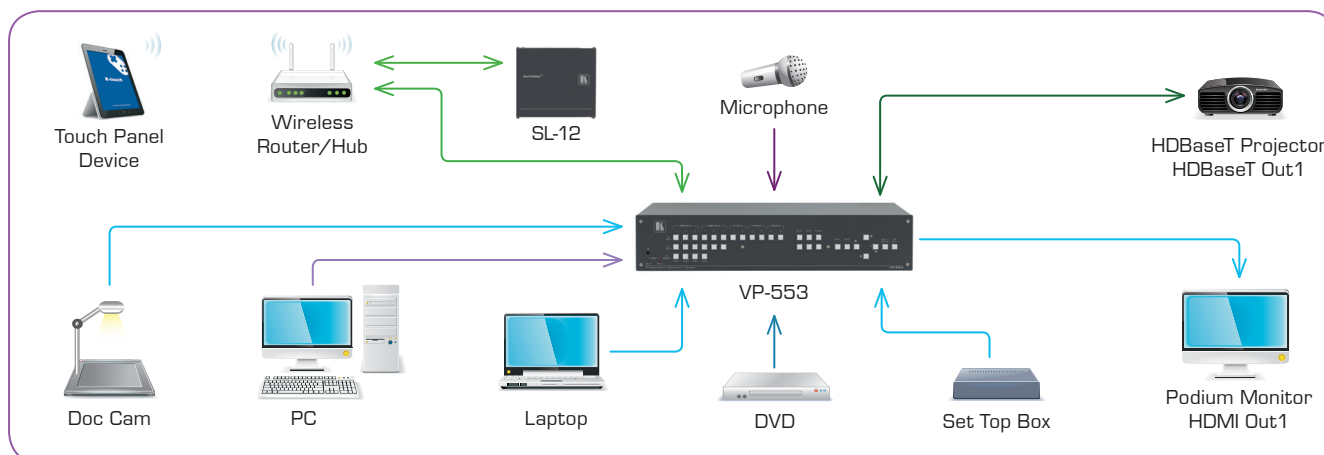
Use Case 3: Meeting Rooms: Smart Board or Touch Panel as the Main Display

The integrated USB switcher of the VP-553 easily controls a room with USB-driven touch displays or smart boards. The integrated USB switcher switches independently of the video and audio, or switches in USB-Follows-Video mode for easy room configuration and control.



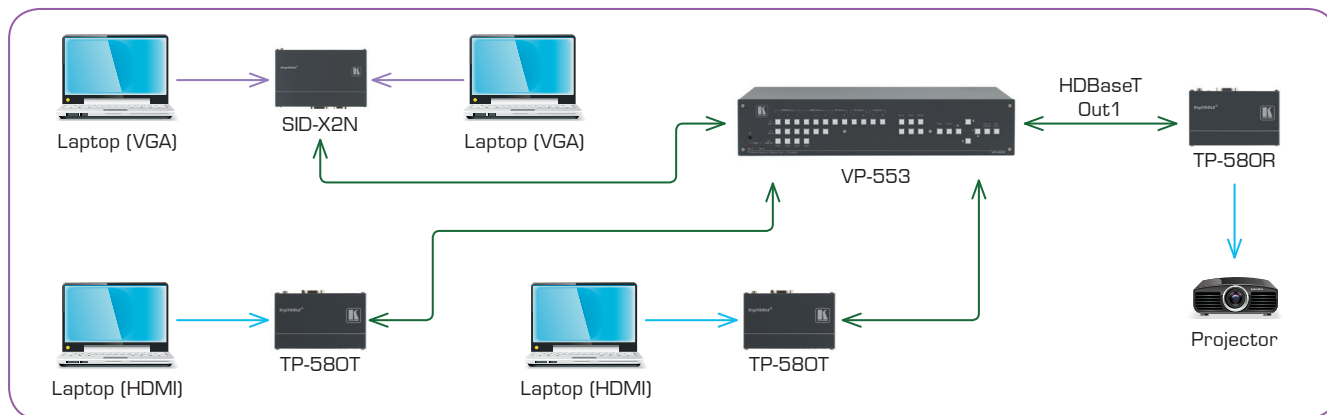
Use Case 4: Media-Rich Learning Environments

Content rich classrooms and auditoriums benefit from the variety of VP-553's video and advanced audio features including an AUX audio channel that connects to and mixes a MIC with the other audio channels.



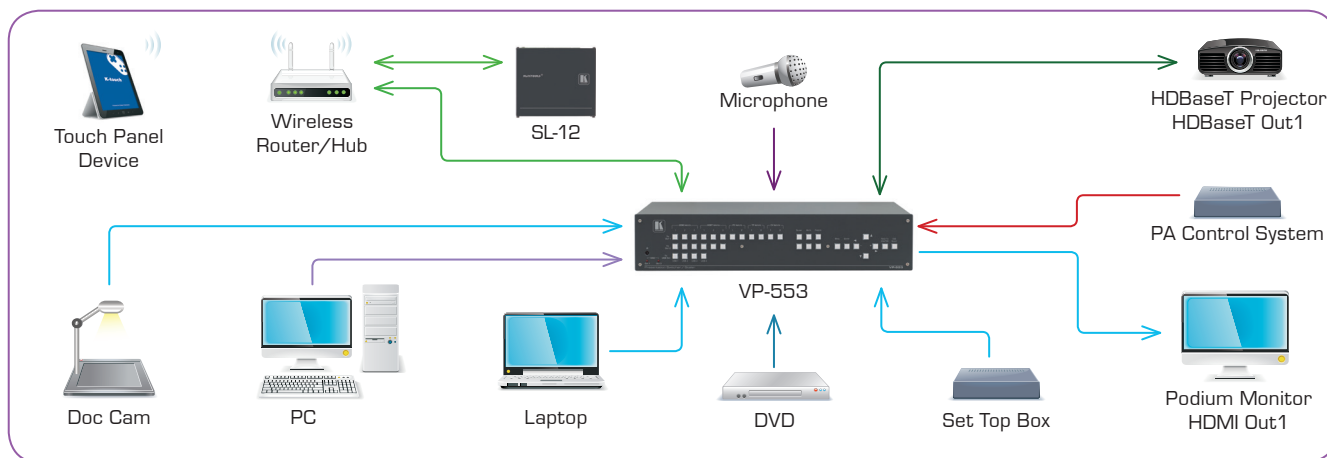
Use Case 5: Long-Distance Installations to and from the Switching Rack or Cabinet

For transmitting digital and analogue signals over long cable runs, use CAT cables with VP-553's HDBaseT and TP interfaces.



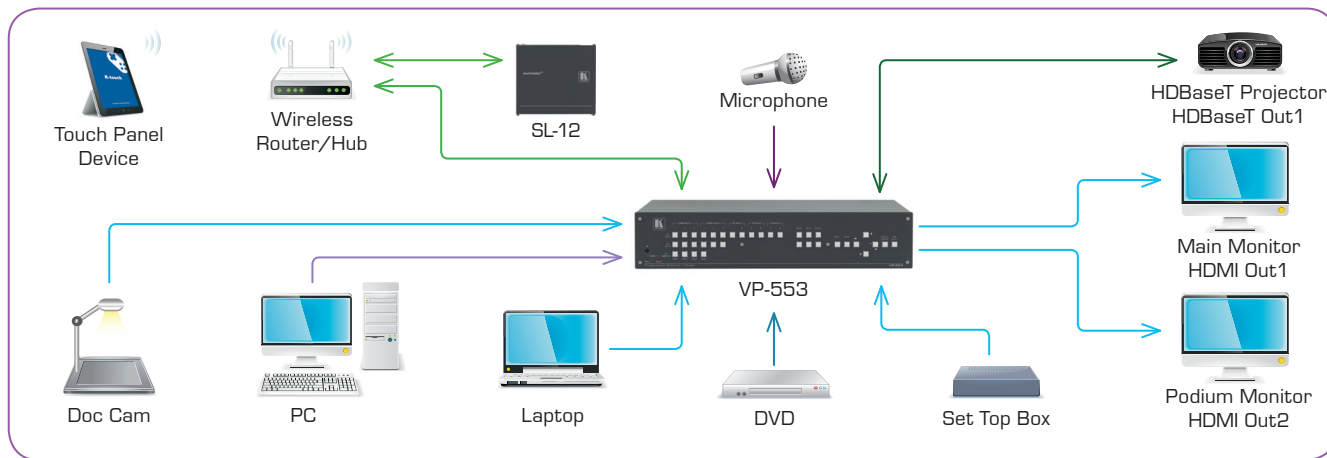
Use Case 6: Local Audio Muting for PA or Emergency Announcements

Closing the REM contact closure mutes all audio outputs on the VP-553 to allow easy integration with an emergency PA system used in conjunction with the local audio.



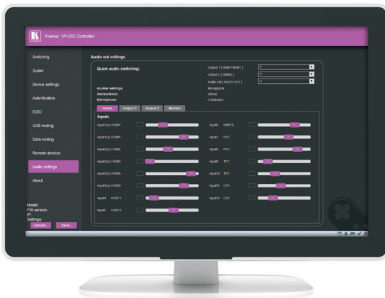
Use Case 7: Setups with Three Different Display Devices

Since the HDBaseT and HDMI of Output1 are simultaneously available, you can connect up to three displays to the VP-553 with two of them sharing the same scaled output settings.



EXTENSIVE WEB PAGE-BASED SETUP AND CONTROL OPTIONS

Extensive Web pages give you the tools to fully set up and control the VP-553. This includes video, audio and USB switching, audio DSP and level setup, configuring video scaler settings, EDID management and changing the device settings. The Web pages are accessed from most of the common Web browsers and can be locked with a password.



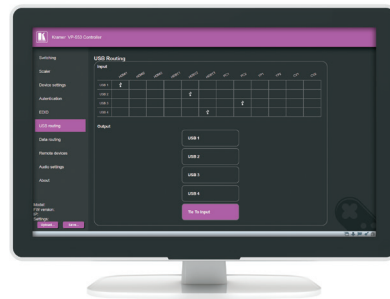
INPUT VOLUME LEVELS



DEDICATED DSP FOR AUDIO OUTPUT



IMAGE SETTINGS

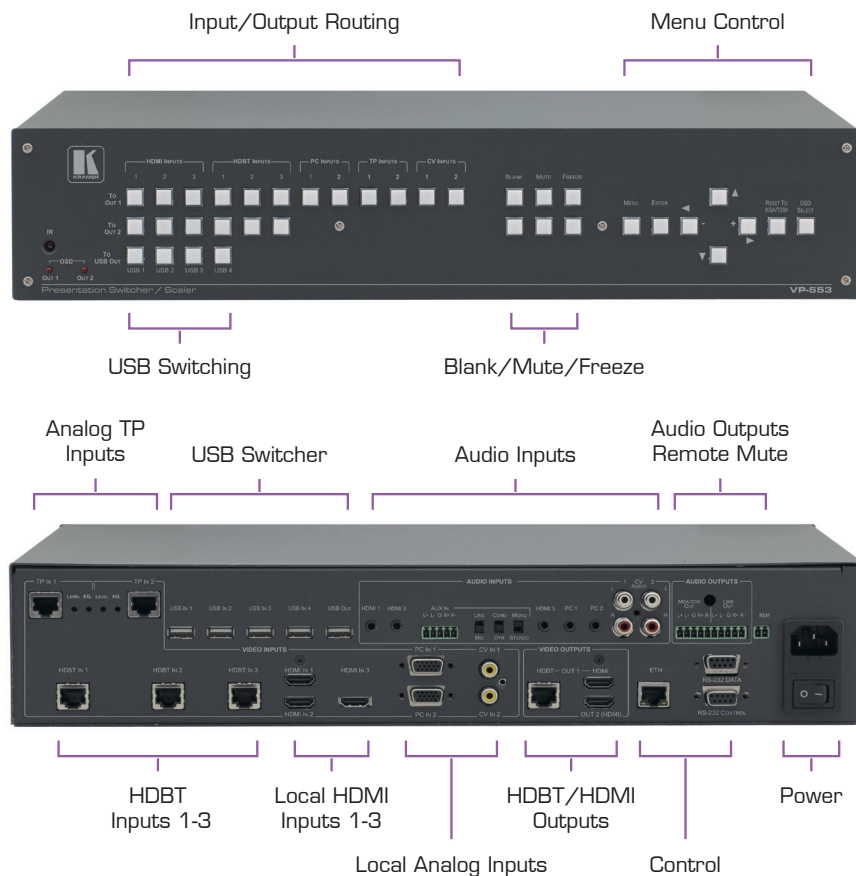


FLEXIBLE USB SWITCHING SETTINGS



ADVANCED SWITCHING CONTROL

VP-553 - PRODUCT OVERVIEW AND FEATURES



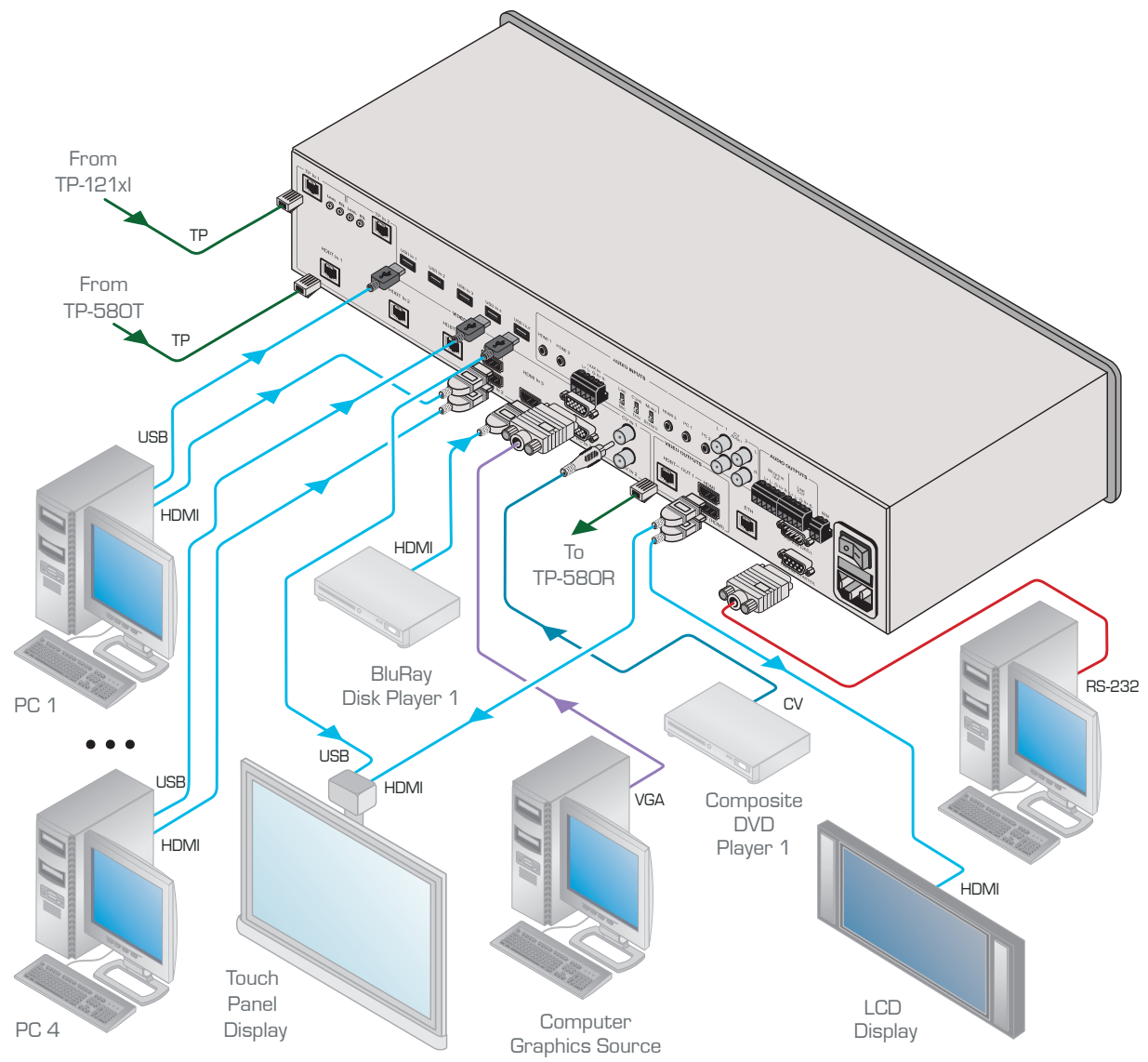
- Pix-Perfect™ Scaling Technology – Kramer’s precision pixel mapping and high quality scaling technology. High-quality 3:2 and 2:2 pull down de-interlacing and full up- and down-scaling of video input signals.
- HDBaseT™ Range – Up to 70m (230ft).
- HDTV Compatible.
- HDCP Compliant – The HDCP (High Definition Content Protection) license agreement allows copy-protected data on the HDMI input to pass only to the HDMI outputs.
- Inputs – 3 HDMI connectors, 3 HDBaseT™ on RJ-45 connectors, 2 VGA on 15-pin HD connectors, each with unbalanced stereo audio on 3.5mm connectors; 2 VGA & audio over CAT 5 on RJ-45 connectors; 2 composite video on RCA connectors with unbalanced stereo audio on 3.5mm mini jacks; 4 USB2.0.
- Scaled Outputs – 2 HDMI (1 also outputs HDBaseT™).
- Output Resolutions - HDTV and computer graphics and 1080p/UXGA with selectable refresh rates.
- 4x1 USB Switcher – Sets to follow the switching of the video layer or as an independent switcher.
- OSD (On Screen Display) – For easy setup and adjustment, accessible via the IR remote control and via the front panel buttons.
- Audio DSP – Powerful digital audio signal processing.
- Input and Output Audio Level Adjustment.
- Selectable Microphone Talkover or Mix Modes.
- Automatic Audio Detection & Selection – Of the HDMI input source, default selection is HDMI. If not present, the unit uses the audio from the analog input. Manual audio selection is also available.
- Audio Inputs – 3 analog HDMI audio, 2 analog PC audio on 3.5mm mini jacks; 2 stereo CV audio on RCA connectors each with individual level controls.
- Microphone Input – Dynamic or condenser (with 48V phantom voltage).
- Audio Outputs – 2 balanced stereo audio on terminal blocks.
- Multiple Aspect Ratio Selections – Full, overscan, underscan, letterbox & panscan.
- Built-in ProcAmp – Color, hue, sharpness, noise, contrast & brightness.
- Front Panel Control – Audio mute, video blanking & freeze frame.
- Front Panel Lockout.
- Built-in Web Pages – For easy setup and remote control.
- Firmware Upgrade – Via Ethernet.
- Non-Volatile Memory – Saves final settings.
- Flexible Control Options – Front panel, IR remote with OSD (on-screen display), Ethernet with built-in Web pages & RS-232.
- Worldwide Power Supply – 100-240V AC.
- Size – 19" (2U).

COMPATIBLE WITH KRAMER'S HDBaseT™ PRODUCTS



The HDBaseT™ input and output ports of the VP-553 work flawlessly with all Kramer's HDBaseT™ transmitters and receivers, available as tools or wall plates for flexible system design.

VP-553 APPLICATION DIAGRAM



**KRAMER ELECTRONICS, LTD.**

3 Am VeOlamo St.
Jerusalem, Israel, 95463
Tel: + 972 732650200
Fax: + 972 2 653 5369
E-mail: info@kramereel.com
Web: www.kramerelectronics.com

**KRAMER ELECTRONICS USA, INC.
HEADQUARTERS**

6 Route 173 West
Clinton, NJ 08809, USA
Tel: (908) 735 0018
(888) 275 6311
Fax: (908) 735 0515
Tech Support after 6pm EST:
(888) 275 6311
E-mail: info@kramerus.com
Web: www.kramerus.com

**SIERRA VIDEO INTERNATIONAL,
SALES AND TECHNICAL SUPPORT**

PO Box 2462, Grass Valley, CA, 95945, USA
Toll-free: (888) 886-8875
Tel: (530) 478-1000
Fax: (530) 478-1105
E-mail: info@sierravideo.com
Tech Support - Worldwide:
Tel: (530) 478-1000
After Hours: (530) 888-3195
E-mail: service@sierravideo.com
Web: www.sierravideo.com

KRAMER ELECTRONICS EUROPE SA

Rue du Roussart, 2
B-1410 Waterloo, Belgium
Tel: + 32 2 357 01 40
Fax: + 32 2 357 01 49
E-mail: info.kramee@skynet.be

KRAMER ELECTRONICS UK, LTD.

2 Premus, Coldharbour Way,
Aylesbury, Bucks. HP19, 8AP, UK
Tel: + 44 1296 330011
Fax: + 44 1296 330055
E-mail: info@kramerelectronics.co.uk
Web: www.kramerelectronics.co.uk

KRAMER ELECTRONICS FRANCE S.A.S.

Z.I de la Bonde - Parc de la Roseraie - Bat F
15 rue du Buisson aux Fraises,
91300 Massy, France
Tel: + 33 (0)1 69 75 29 80
Fax: + 33 (0)1 60 11 76 94
E-mail: info@kramerfrance.com
Web: www.kramerfrance.com

KRAMER ELECTRONICS ITALIA S.R.L.

Via Cesare Cantù, 25
20092 Cinisello Balsamo(MI), Italy
Tel: + 39 02 66594771
Fax: + 39 02 61296221
E-mail: info@kramerialta.com
Web: www.kramerialta.com

KRAMER ELECTRONICS ESPAÑA S.L.

C/ Sierra De Gata 9 Nave 4
San Fernando De Henares
28830 Madrid, Spain
Tel: + 34 917478410
Fax: + 34 917473409
E-mail: info@kramerspain.com
Web: www.kramerspain.com

KRAMER GERMANY GMBH

An Fürthenrode 59
52511 Geilenkirchen, Germany
Tel: + 49 (0) 2451 91 161 0
Fax: + 49 (0) 2451 91 161 10
E-mail: info@kramergermany.com
Web: www.kramergermany.com

KRAMER ELECTRONICS SWITZERLAND AG

Sägereistrasse 7
8834 Schindellegi SZ, Switzerland
Tel: + 41 (0)44 787 04 04
Fax: + 41 (0)44 787 04 05
E-mail: mail@kramerav.ch
Web: www.kramerav.ch

KRAMER ELECTRONICS SWEDEN AB

Arendalsvägen 22
434 39 Kungsbacka, Sweden
Tel: + 46 300 43 18 10
Fax: + 46 300 43 17 19
E-mail: info@kramersweden.com
Web: www.kramersweden.com

KRAMER ELECTRONICS FINLAND

Höyläämötie 10, Helsinki,
00380, Finland
Tel: + 358 (0)9 315 79220
E-mail: info@kramerav.fi
Web: www.kramerav.fi

KRAMER ELECTRONICS POLSKA SP. Z O.O.

ul.Okrzei 1 A
03 -715 Warszawa, Poland
Tel: + 48 22 333 80 31
Fax: + 48 22 333 80 30
E-mail: info@kramerpoland.com
Web: www.kramerpoland.com

KRAMER ELECTRONICS CANADA, LTD.

4450 Corporate Drive, Unit 5
Burlington, ON, Canada
L7L 5R3
Tel: (905) 592-9739
Fax: (905) 592-9762
E-mail: info@kramercanada.ca
Web: www.kramercanada.ca

KRAMER ELECTRONICS MEXICO

Félix Parra No. 171
Col. San José Insurgentes
03900 México D.F.
Tel: + 52 (55) 5523 0604
+ 52 (55) 5523 0629
Fax: + 52 (55) 5543 5945
E-mail: info@kramermexico.com
Web: www.kramermexico.com

KRAMER LATIN AMERICA

Tel: + 1 305 600 4726
Tel: + 1 212 300 5188
E-mail: info@kramerlatinamerica.com
Web: www.kramerlatinamerica.com

**KRAMER DO BRASIL COMÉRCIO
DE ELETRÔNICOS LTDA**

Av. Lacerda Franco, 1550, Cambuci
São Paulo, SP, 01536-001, Brasil
Tel: + 55 11 3926-9435
E-mail: info@kramerbrasil.com
Web: www.kramerbrasil.com

KRAMER ELECTRONICS CHILE SPA

Avenida Vitacura 2909 Of. 811
Las Condes, 7550024 Santiago, Chile
Tel: + 56 2 2953 0660
Fax: + 56 2 2953 0661
E-mail: info@kramerchile.com
Web: www.kramer.cl

KRAMER ELECTRONICS ARGENTINA

Tel: + 54 (11) 4554 4621
Cel: + 54 (911) 6398 7576
Arg.: 011 15 6398 7576
Nextel: 593*476
E-mail: info@kramerargentina.com
Web: www.kramerargentina.com

KRAMER ELECTRONICS COLOMBIA

Tel.: + 57 (1) 510 0376
Cel: + 57 (320) 455 1070
E-mail: info@kramercolombia.com
Web: www.kramercolombia.com

KRAMER ASIA PACIFIC PTE, LTD.

69 Ubi Crescent,
#03-06/07 CES Building
Singapore 408561
Tel: + 65 6274 4474
Fax: + 65 6274 4414
E-mail: kap@kramerasia.com
Web: www.kramerasia.com

KRAMER ELECTRONICS CHINA

Rm 1405, NO.798 Zhao Jia Bang Rd,
Shanghai 200030, China
Tel: + 86 21 64453139,
+ 86 21 64453136
Fax: + 86 21 64455934
E-mail: info@kramerchina.com
Web: www.kramerchina.com

KRAMER ELECTRONICS KOREA

#201 HyeopSung Bldg
309-148, Seongsu-dong 2Ga,
Seongdong-gu
Seoul, Korea
Tel: + 82 2 467 4747
Fax: + 82 2 467 4750
E-mail: info@kramerkorea.com
Web: www.kramerkorea.com

KRAMER ELECTRONICS HONG KONG, LTD.

Unit 302A, 3rd Floor, Park Building,
No. 476 Castle Peak Road
Kowloon Hong Kong
Tel: + 852 3698 2972-4
Fax: + 852 3698 2975
E-mail: info@kramerav.com.hk
Web: www.kramerelectronics.com

KRAMER ELECTRONICS INDIA PVT, LTD.

Unit - 102, 1st Floor,
18/9, Saleh Centre,
Cunningham Road,
Bangalore - 560052
Karnataka, India.
Tel: + 91 80 4148 5388
Fax: + 91 80 4148 5387
E-mail: sales@kramerindia.com
Web: www.kramerindia.com

KRAMER ELECTRONICS AUSTRALIA PTY, LTD.

Unit 3/1-5, Knobel Court
Shailer Park, 4128, QLD
Brisbane, Australia
Tel: + 61 7 38 06 4290
Fax: + 61 7 38 06 4295
E-mail: sales@krameraustralia.com.au
Web: www.krameraustralia.com.au

KRAMER ELECTRONICS NEW ZEALAND, LTD.

Unit 4B, 89B Ellice Road
Wairau Valley, 0629
Auckland, New Zealand
Tel: + 64 9 215 8083
Fax: + 64 9 929 3408
E-mail: theo@kramerav.co.nz
Web: www.krameraustralia.com.au