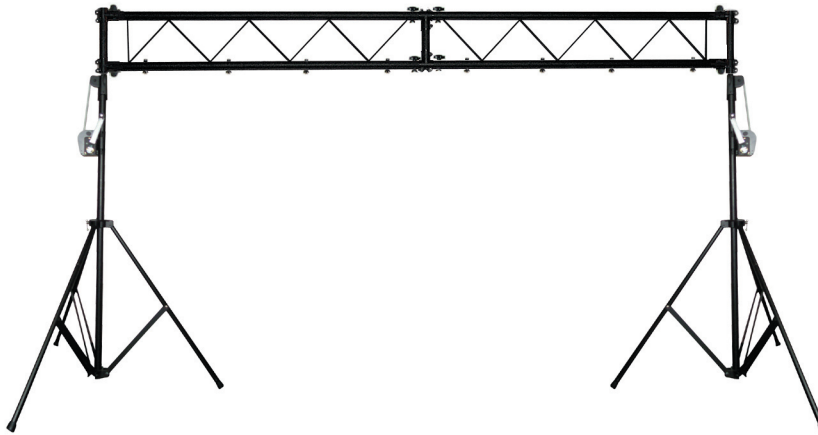


CRANK 2 SYSTEM™

Portable Trussing System

CRANK 2 SYSTEM™ PARTS LIST:



2 x 5' Truss I-Beam
Part#: Z-CRANK2/IB

4 x Safety Pins
Part#: Z-LTS/SP



4 x Truss/T-Connector Locking Clip

Part#: Z-IBEAM/C



4 x I-Beam Knobs w/ Wing Nuts

Part#: Z-CRANK2-IB/K
& Z-CRANK2/WN



2 x 10' Tri-Pod Stands
Part#: Z-CRANK2/TRIPOD



1 x Center "1" Support bar
Part#: Z-CRANK2/IC-NH



6 x Side Mount T-Connectors


Part#: LTS/T




2 x I-Beam Connectors

Part#: Z-CRANK2/IC





Center "I" Support Bar with T-Connectors Assembled



After T-Connector, Locking Clip, and Truss are connected. This is what it should look like.

