

# PowerLite® Pro Z Series

**EPSON®**  
EXCEED YOUR VISION

Z10005UNL | Z10000UNL | Z9870UNL | Z9750UNL | Z11000WNL | Z9900WNL | Z9800WNL | Z11005NL | Z9870NL



Large-venue Projectors with Uncompromised Image Quality



# The All-new Pro Z Series

Pro Z10005UNL



Pro Z11000WNL



Enjoy extraordinary hi-def performance in virtually any venue with the ultra bright, easy-to-install PowerLite Pro Z Series projectors from Epson, the world leader in projector technology.



# Brilliant Image Quality

## 3x Brighter Colors with Epson®<sup>1</sup>

Brilliant image quality requires high color brightness (color light output), and Epson 3LCD projectors have 3x Brighter Colors than leading competitive projectors<sup>1</sup>.



One brightness measurement (lumens) is not enough. A projector's specification needs to show both high color brightness and high white brightness. If color brightness is lower than white brightness, images may be dark, dull and lose detail. If not provided, be sure to ask for a projector's color brightness specification.

### EPSON



High color brightness and high white brightness.

### COMPETITOR

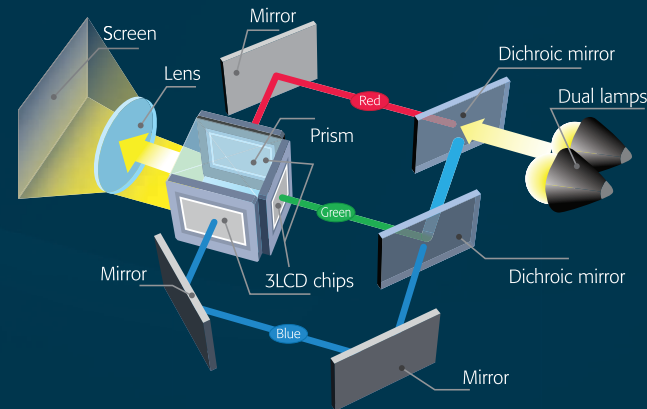


Color brightness significantly lower than white brightness.

Actual photograph of projected images from an identical signal source. Price, resolution and white brightness are similar for both projectors (Epson 3LCD and 1-chip DLP competitor). Both projectors are set to their brightest mode.

## 3LCD, the #1 projection technology in the world, has:

- Both high color brightness and high white brightness
- 3 chips for up to 3x Brighter Colors<sup>2</sup> than 1-chip DLP projectors
- 25% lower power consumption for lower energy costs<sup>3</sup>
- 25 years of road-tested reliability
- A nationwide study reveals that 9 out of 10 people prefer images from 3LCD projectors<sup>4</sup>



# Powerful Projection Mapping



Photo of an actual Epson projection.

## Building Mapping

Make static structures come alive with eye-popping 2D and 3D video projection on virtually any exterior — including buildings, bridges and tunnels. Pro Z Series projectors offer projection mapping capabilities to support spectacular, breathtaking productions. These site-specific video displays are ideal for an array of uses, including advertising, public art, entertainment and more.

# Dynamic Projection Applications




Photo of an actual Epson projection.

## Object Mapping

Transform practically any object or setting into a dynamic visual display, regardless of the shape or size. From cars to landscapes to entire interior spaces, there is no limit to the applications made possible by projection mapping — even the most irregularly-shaped surfaces can become a screen.

# Flexible Projector Positioning



Projected image simulated.

## 360-degree Projection

Take advantage of every surface in the room. Pro Z Series projectors can be rotated 360 degrees, for off-axis positioning flexibility, and are ideal for a wide array of applications, including projecting on the ceiling, on the floor, or as part of a rear-projection system.

# Vertical Projection



## Portrait Mode

A creative solution for fashion shows, live performances and virtually any setting requiring projection onto tall, vertical screens or surfaces, Portrait Mode enables you to install the projector on its side for displaying digital signage, screening images or projecting video with portrait orientation.

# Innovative Projection Solutions



## 3D/Stackable Mount

Stack two projectors and achieve the ultimate in brightness with twice the lumens. This convenient solution also facilitates bright and affordable passive-3D presentations and videos that jump off the screen.



## Corner-wall Technology

Deliver amazing, outside-the-box experiences with corner-wall projection. Project on horizontal walls or vertical walls, or use Edge Blending and corner-wall projection simultaneously for an even more incredible effect.



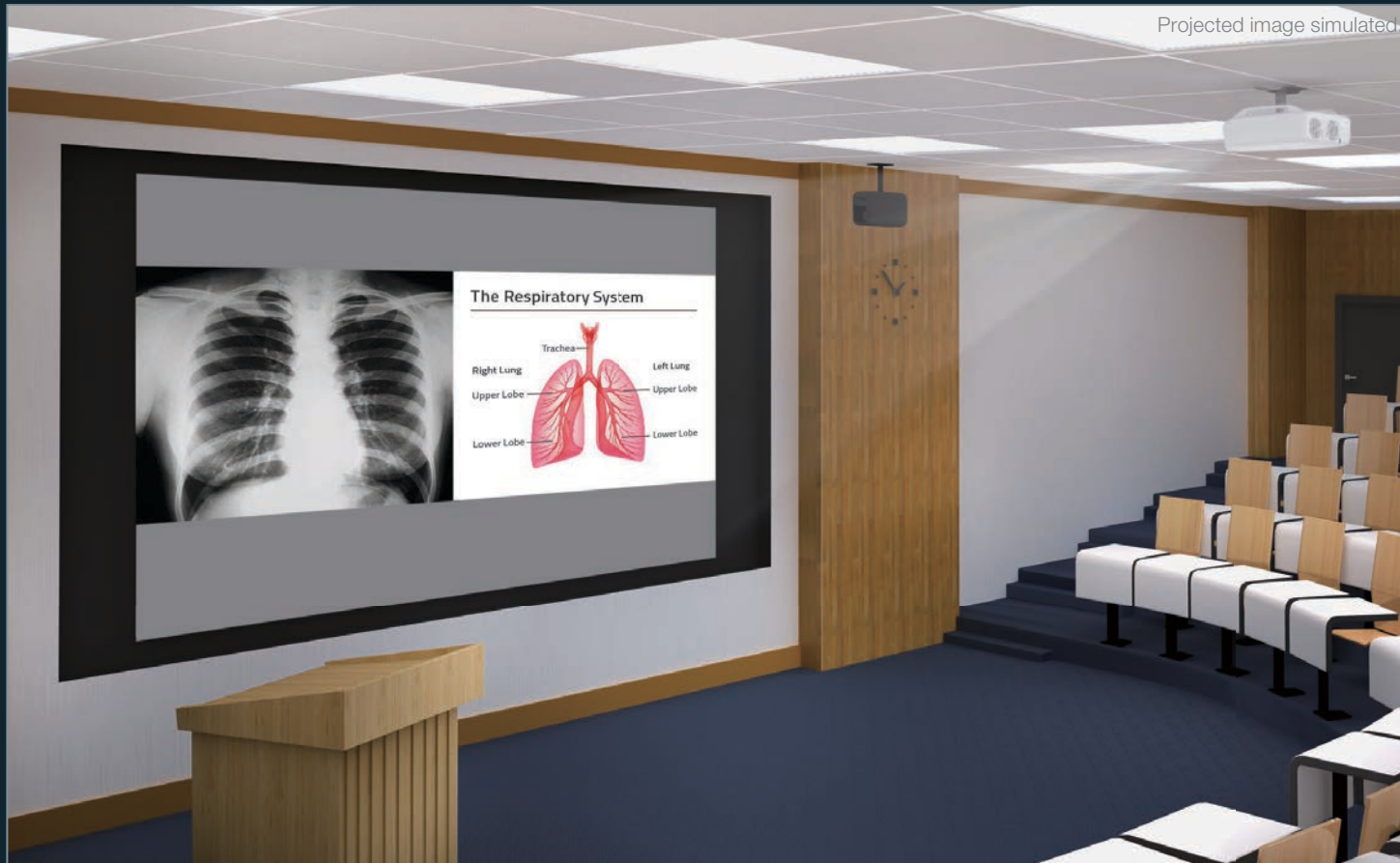
# Designed for Rental and Staging



## Staging Ready

The 3G-SDI<sup>5</sup> input accommodates live video streaming. 360-degree installation allows for placement virtually anywhere. And, a sleek black case — available on the Pro Z11005NL and the Pro Z10005UNL models — offers an inconspicuous solution in a dark setting.

# Advanced Options



Normal Mode



DICOM Simulation Mode



## DICOM® Simulation Mode

DICOM (Digital Imaging and Communication in Medicine) is a standard for handling, storing, printing and transmitting medical imaging information. The projector's DICOM Simulation Mode<sup>6</sup> enables users to reproduce images with an advanced grayscale level that simulates DICOM Part 14. This mode is ideal for viewing grayscale medical images, such as X-rays, for training and educational purposes.

## Split Screen

Use the Split Screen<sup>7</sup> feature to project two images (video or still) side-by-side from two different sources simultaneously. Choose from three layout options: 50-50% split screen; with the main image on the left; or with the main image on the right. You can swap the images, chose the source for the audio, and even display closed captioning if the source signal includes it.

# Versatile, Advanced Connectivity

## HDBaseT™ and Diverse Connectivity

Connect to virtually any system with HDBaseT, 3G-SDI<sup>®</sup>, HDMI<sup>®</sup>, DVI, VGA, BNC and LAN connectivity. Cutting-edge HDBaseT technology means just one single CAT-5/6 cable carries Full HD video, audio, network and control commands. And, it's over 328' to accommodate large venues. There's no need for additional cables, signal repeaters or added labor.



## Optional HDBaseT Transmitter

For your convenience, Epson offers an optional HDBaseT transmitter box as a companion piece to the Pro Z Series. Three inputs are featured for easy installation: HDMI, LAN, and RS-232 to output into a CAT-5/6 cable.



## 3G-SDI Connectivity

3G-SDI<sup>®</sup> supports the latest connectivity options.

# The New Short-throw Lens

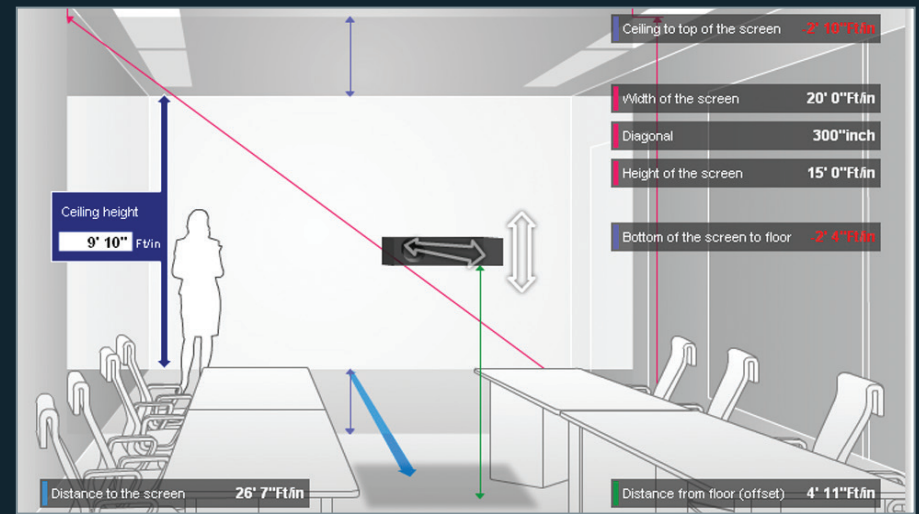
## Short-throw Lens

Install the projector as close as a 0.7 throw ratio to the screen and still get clear, crisp projection. A 1.2x zoom and up to 50 percent vertical and up to 18 percent horizontal lens shift give even more flexibility when you need it.



## Throw Distance Calculator

Use the throw distance calculator to determine which projector is right for your room size.



You can interactively change the following attributes and find the right projector solution for your application:

- Projector model
- Lens type
- Lens shift
- Projection distance
- Screen size
- Screen positioning on the wall
- Aspect ratio

# Optional Lenses

## Flexible Installations with Seven Optional Bayonet Lenses

The PowerLite Pro Z Series offers increased placement flexibility, with a total of seven lenses with varying ranges including short, wide and rear, along with mid- to long-throw lenses that allow users to choose the motorized lens most suited for their environment. A quick-release lever allows for a fast, easy lens exchange. (Lens not included)



# Optional Mounting Frame

- 1 Vertical tilt adjustment
- 2 Horizontal rotation adjustment
- 3 Horizontal roll adjustment



Stacked



Portrait

# Easy Access and Maintenance

## Tool-free Easy Access and Maintenance


Featuring an efficient, durable product design, Pro Z Series projectors are remarkably easy to maintain. Lenses and lamps can be replaced quickly and easily without additional tools. Plus, side access to the filter makes cleaning simpler than ever.

### Connectivity Access



Tool-free cover release means easy connectivity and lens replacement. This comes in handy for rental and staging applications.

### Long-life, Easy-to-replace Lamps



Long-life lamps that last up to 3000 hours (Normal Mode) or 4000 hours (ECO Mode)<sup>8</sup> can be replaced quickly with no tools and without having to uninstall the projector from the ceiling.

### Easy Lens Replacement



With optional lenses, these projectors can handle projection distances near and far.

### Filter Replacement



The Epson electrostatic filter captures particles as small as three microns, due in part to its pleated, expanded design.

# Management and Control



## Epson's EasyMP® Monitor Tool

If you are searching for a solution that gives you control over your time, Epson network projectors with EasyMP Monitor capabilities can help. Epson network projectors contain built-in remote access, with no licensing fees added, to Epson monitor software. These features also give you added control, and the ability to troubleshoot and monitor all Epson network projectors from any computer over a wired or wireless Ethernet network.

Additional features to assist administrators/help desk:

- Remote access and control through the network
- Remote monitoring of up to 1024 Epson networked projectors
- View status, including input sources, power on/off, lamp life hours and more
- Preventative maintenance features including temperature levels and error alerts
- Schedule filter and lamp timer settings
- Email notification (SMTP) to send alerts to your handheld device
- Enterprise SNMP plug-in available

## Wireless Connectivity

Wirelessly connect — you can either connect to a wireless network (infrastructure) or to an ad hoc (peer-to-peer) wireless computer. Optional wireless module sold separately.





## Network Projection — Content Over IP

You can use EasyMP Network Projection to display your computer screen through the projector, via a network, for effective meetings, presentations and digital signage applications. You can use either wired or high-security wireless LAN connections and project the same or up to four different images on up to four projectors, or display a panoramic image.



## Full Networkability

Epson network projectors can also be accessed from your browser via an internal web page. Whether you assign a static IP address or enable DHCP, the projector becomes accessible once it's integrated in your network. The internal web page lets you control items such as network configuration, projector settings and email alerts.



## Message Broadcasting

This innovative feature enables you to broadcast customized images/alerts over the network for announcements or instructions. Messages can be sent to up to 1024 projectors simultaneously and will overwrite the current screen content if the projector is being used, unless this function is disabled by the presenter. If the projector is off, Message Broadcasting will turn the projector on and then display the message.



# Reliable Performance



## High Durability and Redundancy

Don't interrupt your presentation due to a lamp failure. The PowerLite Pro Z Series projectors boast a dual lamp system (two 380 W lamps) that eliminates the risk of interruption. If one lamp were to fail, operation would continue, using the other lamp.

Each lamp has a long lamp life — up to 4000 hours in ECO Mode, up to 3000 hours in Normal Mode<sup>8</sup>. Replacements are made easy with tool-free and unobstructed access to the rear control panel.

## Dual Lamp System

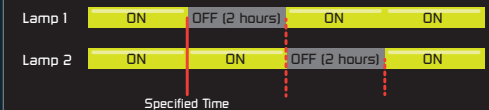


## Dual Lamp

### SINGLE




### DUAL



# Installation and Maintenance Tools

## Test Patterns

The PowerLite Pro Z Series projectors include six test patterns with precise setup features, including detecting distortion, checking linearity, color reproduction and bleeding and tone production check.



## Status Monitor

PowerLite Pro Z Series projectors feature a status monitor on the rear panel for quick access to status updates and warnings.



Z10000UNL Control Panel

## Web Configuration

By using the Web browser of a computer connected to the projector on a network, you can change projector settings or control the projector.



## Firmware Update and Cloning


Firmware updates via:

- USB thumb drive
- USB connection from a PC
- Over the network
- Cloning: Copy the settings (user logo, brightness, etc.) between installations

# Product Details



Front: Z10005UNL and Z11005NL




Inputs for all models



Back



Front: Z9750UNL, Z9800WNL, Z9870NL, Z9870UNL, Z9900WNL, Z10000UNL and Z11000WNL



Models with SDI input: Z10000UNL, Z10005UNL and Z9870UNL



Optional Mounting Frame



Flush Mount



Extended Pipe Mount



Remote Control


# Installation, Service and Support

Epson knows that choosing, installing and using a projection device correctly is very important. We have collected helpful tips and resources to make the process easier.

## Online Installation Handbook

Find a step-by-step guide to help with the most challenging installation situations.

- Throw distance calculations
- CAD drawings
- Mounting information
- Connectivity information
- RS-232 control codes
- Remote control information
- Environmental requirements
- Maintenance information
- Optional accessories



Visit [epson.com](http://epson.com) for additional information on documentation and installation tools.

## Outstanding Support

PowerLite Pro Z Series projectors are backed by one of the world's finest customer care programs, with a superior three-year limited warranty (90 days on lamps) and toll-free support. Replacement products ship next business day<sup>9</sup> to the U.S. or Canada, free of charge.



# Product Specifications (WUXGA Models)

Model	Z10005UNL	Z10000UNL	Z9870UNL	Z9750UNL
Part Number	V11H610820	V11H610920	V11H611920	V11H616920
Case Color	Black	White	White	White
Color Brightness <sup>10</sup>	10,000 lumens	10,000 lumens	8700 lumens	7500 lumens
White Brightness <sup>10</sup>	10,000 lumens	10,000 lumens	8700 lumens	7500 lumens
Native Resolution	1920 x 1200 (WUXGA)	1920 x 1200 (WUXGA)	1920 x 1200 (WUXGA)	1920 x 1200 (WUXGA)
Aspect Ratio	Native 16:10, supports 16:9 and 4:3	Native 16:10, supports 16:9 and 4:3	Native 16:10, supports 16:9 and 4:3	Native 16:10, supports 16:9 and 4:3
Replacement Air Filter	V13H134A23			
Genuine Epson Lamp	V13H010L81 (Single Lamp) — V13H010L82 (Dual Lamps) / Portrait Lamp V13H010L83 (Single Lamp) — V13H010L84 (Dual Lamps)			
Projection System	Epson 3LCD, 3-chip technology			
Projection Method	Front/Rear/Ceiling			
Contrast Ratio	5000:1			
Edge Blending	Yes			
Split Screen <sup>7</sup>	Yes			
Multi-PC Projection	Yes			
DICOM Simulation Mode <sup>6</sup>	Yes			
Networking Functions	Yes			
Wireless Networking	Optional 802.11b/g/n			
Epson iProjection™ Support	Yes			
Lamp Type	380 W UHE x 2			
Lamp Life <sup>9</sup>	Up to 3000 hours (Normal) – 4000 ECO Mode			
Optional Lenses	7			
Image Size	60" – 500"			
Power Consumption	968 W (Normal), 773 W (ECO)			
Fan Noise	40 dB (Normal), 35 dB (ECO)			
Interfaces	HDMI x 1, DVI x 1 SDI x 1 Computer: D-sub 15 pin x 1 Video: BNC x 5 Composite Video: BNC x 1 S-Video: Mini DIN x 1 Wired Network: RJ-45 x 1 Wireless Network: Optional Serial: RS-232c x 1 Hardwired Remote Jack x 1 Monitor-Out: D-sub 15 pin x 1 USB Type-A: For wireless only USB Type-B: For service only		HDMI x 1, DVI x 1 Computer: D-sub 15 pin x 1 Video: BNC x 5 Composite Video: BNC x 1 S-Video: Mini DIN x 1 Wired Network: RJ-45 x 1 Wireless Network: Optional Serial: RS-232c x 1 Hardwired Remote Jack x 1 Monitor-Out: D-sub 15 pin x 1 USB Type-A: For wireless only USB Type-B: For service only	

# Product Specifications (WXGA and XGA Models)

Model	Z11005NL	Z11000WNL	Z9900WNL	Z9800WNL	Z9870NL
Part Number	V11H606820	V11H608920	V11H609920	V11H615920	V11H607920
Case Color	Black	White	White	White	White
Color Brightness <sup>10</sup>	11,000 lumens	11,000 lumens	9200 lumens	8300 lumens	8700 lumens
White Brightness <sup>10</sup>	11,000 lumens	11,000 lumens	9200 lumens	8300 lumens	8700 lumens
Native Resolution	1024 x 768 (XGA)	1280 x 800 (WXGA)	1280 x 800 (WXGA)	1280 x 800 (WXGA)	1024 x 768 (XGA)
Aspect Ratio	Native 4:3, supports 16:9 and 16:10	Native 16:10, supports 16:9 and 4:3	Native 16:10, supports 16:9 and 4:3	Native 16:10, supports 16:9 and 4:3	Native 4:3, supports 16:9 and 16:10
Replacement Air Filter	V13H134A23				
Genuine Epson Lamp	V13H010L81 (Single Lamp) — V13H010L82 (Dual Lamps) / Portrait Lamp V13H010L83 (Single Lamp) — V13H010L84 (Dual Lamps)				
Projection System	Epson 3LCD, 3-chip technology				
Projection Method	Front/Rear/Ceiling				
Contrast Ratio	5000:1				
Edge Blending	Yes				
Split Screen <sup>7</sup>	Yes				
Multi-PC Projection	Yes				
DICOM Simulation Mode <sup>6</sup>	Yes				
Networking Functions	Yes				
Wireless Networking	Optional 802.11b/g/n				
Epson iProjection Support	Yes				
Lamp Type	380 W UHE x 2				
Lamp Life <sup>8</sup>	Up to 3000 hours (Normal) – 4000 ECO Mode				
Optional Lenses	7				
Image Size	60" – 500"				
Power Consumption	968 W (Normal), 773 W (ECO)				
Fan Noise	40 dB (Normal), 35 dB (ECO)				
Interfaces	HDMI x 1, DVI x 1 Computer: D-sub 15 pin x 1 Video: BNC x 5 Composite Video: BNC x 1 S-Video: Mini DIN x 1 Wired Network: RJ-45 x 1 Wireless Network: Optional Serial: RS-232c x 1 Hardwired Remote Jack x 1 Monitor-Out: D-sub 15 pin x 1 USB Type-A: For wireless only USB Type-B: For service only				



### Epson Support Services

Epson's PowerLite Professional Series projectors are backed by a three-year limited warranty, which includes our Road Service program that offers next-business-day<sup>9</sup> shipping for replacement product throughout the duration of the warranty period.

**Better Products for a Better Future**<sup>™</sup>

[eco.epson.com](http://eco.epson.com)

#### Epson America, Inc.

3840 Kilroy Airport Way, Long Beach, CA 90806

#### Epson Canada Limited

185 Renfrew Drive, Markham, Ontario L3R 6G3

[www.epson.com](http://www.epson.com)

[www.epson.ca](http://www.epson.ca)

<sup>1</sup> Compared to leading 1-chip DLP business and education projectors based on NPD data, July 2011 through June 2012. Color brightness (color light output) measured in accordance with IDMS 15.4. Color brightness will vary depending on usage conditions.

<sup>2</sup> Compared to leading 1-chip DLP projectors based on NPD data, July 2011 through June 2012. Color Brightness (color light output) measured in accordance with IDMS 15.4. Color Brightness will vary depending on usage conditions.

<sup>3</sup> Data source: ProjectorCentral.com, Jan. 2014. Average of 1,243 shipping models for which the manufacturers provided lumens and total power data, all resolutions and brightness levels. Energy efficiency was measured as wattage per lumen. It was measured for both 3LCD and 1-chip projectors in each of six brightness segments. 3LCD projectors averaged less required electricity per lumen in each of the six segments.

<sup>4</sup> 9 out of 10 people preferred images from leading 3LCD projectors over leading 1-chip DLP business and education projectors. Leading projectors selected according to NPD data as of July 2013. Based on independent U.S. research conducted by Radius Research (July 2013).

<sup>5</sup> For select models. The Pro Z10005UNL, Pro Z10000UNL and Pro Z9870UNL have an SDI input. HDBaseT is on all models.

<sup>6</sup> These projectors do not meet the DICOM standard Part 14 and should not be used as a medical diagnostic device.

<sup>7</sup> Consult your user manual for input combinations.

<sup>8</sup> Lamp life will vary depending upon mode selected, environmental conditions and usage. Lamp brightness decreases over time.

<sup>9</sup> Overnight shipping not available in all areas. Replacement call must be in by 3 p.m. Eastern Time for next-business-day delivery.

<sup>10</sup> Color brightness (color light output) and white brightness (white light output) will vary depending on usage conditions. Color light output measured in accordance with IDMS 15.4; white light output measured in accordance with ISO 21118.