

Approved Copy

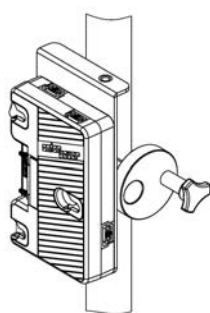
A7595-0428 Rev **A**

DA-H0300 Sht 1 of 1

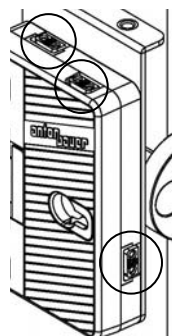


QRC-LG Gold Mount® Installation Instructions

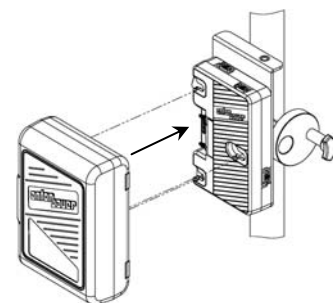
The QRC-LG Gold Mount® is designed to allow mounting to various lighting stands in order to utilize an Anton/Bauer battery for a mobile lighting solution. The QRC-LG provides three PowerTap® outputs to support field lighting kits with multiple lights.



Step 1: Attach the QRC-LG Gold Mount® to the lighting stand using the integrated Manfrotto™ Mini Clamp. Tighten fully.



Step 2: Plug the lights PowerTap® connectors into the QRC-LG PowerTap receptacles.



Step 3: Snap-On the Logic Series® battery.

Note: Maximum total output from the Anton/Bauer Powertap receptacles is 10 amps (10 am internal fuse).

Anton/Bauer Inc., 14 Progress Drive, Shelton, Connecticut 06484 USA • (203) 929-1100 • Fax (203) 925-4988 • support@antonbauer.com
 Europe, B.V. Eurode Business Center, Eurode-Park 1-2, 6461 KB Kerkrade, The Netherlands • (+31) 45 5639220 • Fax (+31) 45 5639222 • eurosupport@antonbauer.com
 Singapore Office - Anton/Bauer, 6 New Industrial Road, # 02-02 Hoe Huat Ind. Bld., Singapore 536199 • (+65) 62975784 • Fax (+65) 62825235



www.antonbauer.com

7595-0428 Rev A

Artwk Design Supplier

Approvals

J.Murtha 09/12/12	Anton Bauer
J.Markland 09/17/12	
M.Pedevillano 09/11/12	Drafted By
P.Dudeck 09/28/12	T.Desrosiers 08/31/12
	Checked By
	J.Cascella 08/31/12