

Slimline LED Displays That Meet Diverse Signage Needs



These 70-inch-class (69.5" diagonal) and 60-inch-class (60.1" diagonal) Sharp monitors combine full-HD image quality, stylishly thin profiles and energy efficiency to create appealing professional signage solutions for a wide range of applications. With their sleek design, around-the-clock operation, and support for landscape and portrait installations, these displays offer an amazing degree of flexibility. In hotel lobbies, conference rooms, retail spaces and elsewhere, the PN-E703/E603 will grab and keep the attention of your target audience.

Superb Image Quality

PN-E703/E603 LCD panels incorporate Sharp's **UV²A[®]** technology, which prevents light leakage and ensures highly efficient use of light from the backlight. Thanks to this technology, the monitors achieve truly bright whites and extremely deep blacks. Both models support full-HD (1080p) resolution, for beautifully clear rendering of detailed text and graphics.

* UV²A stands for **U**ltraviolet-induced **M**ulti-domain **V**ertical **A**lignment, a photo-alignment technology that ensures uniform alignment of liquid crystal molecules.

Thin, Lightweight Design

PN-E703/E603 monitors owe their exceptionally thin profiles to edge-lit LED backlighting. Streamlined for a pleasing appearance and minimal protruding parts, these monitors measure just **1 9/16"** at their thickest point and weigh only **94.8 lbs / 70.5 lbs**, making for easy placement in offices, public spaces, stores, and other commercial establishments.



Choice of Installation Mode

PN-E703/E603 monitors offer a choice of landscape or portrait installation, allowing customers to select the mode that best suits their display content and application. While portrait installation offers the look and impact of a poster, landscape installation puts wide images on vivid display.

The Reliability of 24/7 Operation

Built solid and durable, PN-E703/E603 monitors are ideal for use in 24-hour stores and in other demanding professional applications that require around-the-clock operation seven days a week.

Dual-Screen Display

PiP (Picture-in-Picture) mode allows an AV-sourced image to be displayed within a PC-sourced one (or vice versa), whereas PbyP (Picture-by-Picture) mode puts images from AV and PC sources side by side for split-screen viewing.

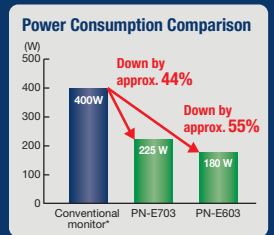
Mirror Display Mode (Daisy Chain*)

Mirror Display mode enables the same onscreen content to be displayed on a series of daisy chained PN-E703/E603 monitors. This function can be used to reinforce advertising messages in public spaces or to facilitate communications in large office or conference settings.

* The number of monitors possible in a daisy chain varies depending on the connection method: Up to 25 (for non-HDCP-encoded content) or 4 (for HDCP-encoded content) via DisplayPort; or up to 5 (for HDCP-encoded content) via DVI.

Designed for Energy Efficiency

Edge-lit LED backlighting on the PN-E703/E603 monitors helps ensure reliable performance with low power consumption. Compared to a traditional CCFL-backlight display*, the PN-E703 consumes roughly 44% less energy and the PN-E603 consumes 55% less. What's more, the PN-E603 also conforms to the ENERGY STAR® program.



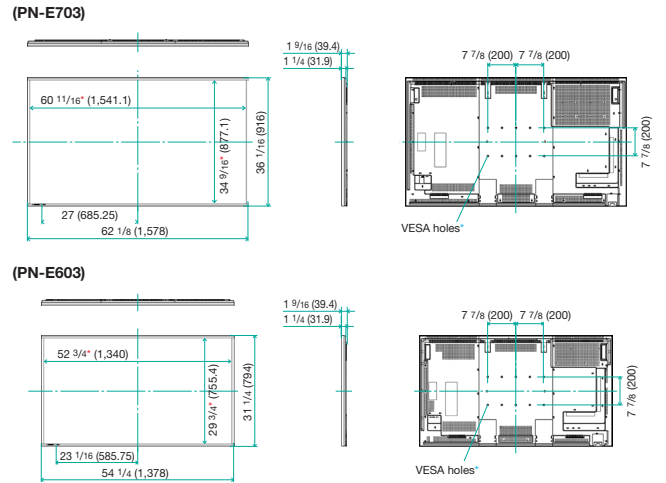
* PN-E601

Specifications

Model Name	PN-E703	PN-E603
Installation	Landscape / Portrait	
LCD Panel	70-inch-class widescreen (69.5" diagonal) UV2A LCD	60-inch-class widescreen (60.1" diagonal) UV2A LCD
Max. Resolution	1,920 x 1,080 pixels	
Max. Display Colors (approx.)	1.06 billion colors	
Pixel Pitch (H x V)	0.802 x 0.802 mm	0.692 x 0.692 mm
Max. Brightness*1	450 cd/m ²	
Contrast Ratio	4,000 : 1	
Viewing Angle (H/V)	176°/176° (CR ≥ 10)	
Active Screen Area (W x H)	60 9/16" x 34 1/16"	52 9/16" x 29 7/16"
Response Time	6 ms (grey to grey, avg.)	
Backlight	LED, edge lit	
Computer Input	Video Analog RGB (0.7 Vp-p) [75Ω], Digital (conforms to DVI 1.0 standards), DisplayPort x 1 Synchronization Horizontal/vertical separation (TTL: positive/negative), Sync on green, Composite sync (TTL: positive/negative) Plug & Play VESA DDC2B Power Management VESA DPMS, DVI DMPM	
Video Color System	NTSC (3.58 MHz, 4.43 MHz), PAL, PAL60, SECAM	
Input Terminals*2	DisplayPort x 1, DVI-I x 1, Mini D-sub 15-pin x 1, HDMI x 2*3, 3.5 mm-diameter mini stereo jack x 2, RS-232C x 1	
Output Terminals	DisplayPort x 1 (supports video signals only), DVI-D x 1, 3.5 mm-diameter mini stereo jack x 1, RS-232C x 1	
Input/Output Terminals	LAN port x 1	
Speaker Output	10 W + 10 W	
Power Supply	100V – 240V AC, 50/60 Hz	
Power Consumption	225 W	180 W
Environmental Conditions	Operating Temperature 0°C to 40°C Operating Humidity 20% to 80% RH (no condensation)	
Dimensions (W x D x H) (approx.) (display only)	62 1/8" x 1 9/16" x 36 1/16"	54 1/4" x 1 9/16" x 31 1/4"
Weight (approx.)	94.8 lbs	70.5 lbs

*1 Brightness will depend on input mode and other picture settings. Brightness level will decrease over time. Due to the nature of the equipment, it is not possible to precisely maintain a constant level of brightness. *2 Use a commercially available connection cable for PC and other video connections. *3 For both PC and AV components.

Dimensions

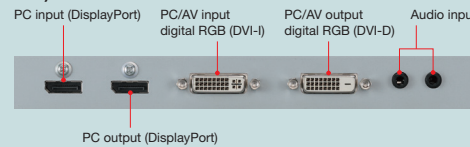


Units: inch (mm)

* Screen dimensions * To use the VESA-standard mounting bracket, use M6 screws that are 8 to 10 mm plus the thickness of the bracket.

Input/Output Terminals

(Bottom)



(Side)



Distributed by:

SHARP

SHARP ELECTRONICS CORPORATION
1 Sharp Plaza, Ste.1, Mahwah, NJ 07495-1123
1-800-BE-SHARP • www.sharppusa.com

Design and specifications are subject to change without notice. Sharp and UV2A are registered trademarks of Sharp Corporation. The ENERGY STAR logo is a certification mark and may only be used to certify products that have been determined to meet the ENERGY STAR program requirements. ENERGY STAR is a US registered mark. The ENERGY STAR guidelines apply to products only in the US, the EU, Japan, Canada, Australia, New Zealand, and Taiwan. All other brand names and product names may be trademarks or registered trademarks of their respective owners. All screen images appearing in this brochure are simulated.

