

MSU-1000/MSU-1500

Master Setup Unit

SONY
make.believe

RCP-1000/RCP-1001/ RCP-1500/RCP-1501/RCP-1530

Remote Control Panel



Sony is proud to expand its lineups to include two new types of MSU Series Master Setup Unit and five new types of RCP Series Remote Control Panel to greatly enhance the configuration and control of Sony's studio and broadcast cameras.

These units have been developed with newly designed ergonomic control panels along with higher flexibility for large-scale system configuration. They are equipped with state-of-the-art menu architecture and a GUI for top-level operability.

The MSU-1000 and MSU-1500 Master Setup Units are extremely effective control panels for maintenance and configuration. Camera parameters in a multi-camera system can be adjusted via the time-proven CNU-700 Command Network Unit or an Ethernet network. They deliver excellent operability including a powerful control capability of up to 96 cameras.

The five new types of remote control panel - the RCP-1000, RCP-1001, RCP-1500, RCP-1501, and RCP-1530 - are available for adjustment of a wide variety of camera parameters. In response to different customer needs, these new models range from simple and slim to full-fledged.

All of these models deliver high reliability and outstanding operability, bringing further innovation to HD production applications.

Key Features

- Ethernet capability (excluding RCP-1000 and RCP-1001)
- All-new design of menu, GUI, and control buttons
- Customizable menu (excluding RCP-1000 and RCP-1001)
- Light-emitting function keys and an illuminated LCD panel for high visibility of the operation status and function names even in a dark environment

Master Setup Unit

- Powerful control of up to 96 cameras

MSU-1000, MSU-1500:

These control panels are designed primarily for maintenance and configuration. They can centrally control multiple camera systems.



MSU-1000



MSU-1500

RCP-1500, RCP-1501:

The RCP-1500 and RCP-1501 are highly versatile control panels with a touch-panel LCD display and user-friendly buttons. The RCP-1500 has a lever and the RCP-1501 has a dial for adjusting iris and master black settings. Up to four units can be mounted in a 19-inch EIA rack.

RCP-1530:

The RCP-1530 is an ultra-slim but versatile control panel for a wide range of applications. It is equipped with a touch-panel LCD display and a lever for adjusting iris and master black settings. Up to five units can be mounted in a 19-inch EIA rack.



RCP-1000



RCP-1001



RCP-1500



RCP-1501



RCP-1530

Remote Control Panel

- Each RCP Series panel is equipped with an easy-to-view LED that displays the iris setting.

RCP-1000, RCP-1001:

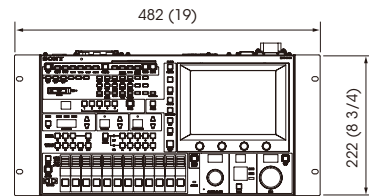
The RCP-1000 and RCP-1001 are ultra-slim control panels with basic functions. While the RCP-1000 is equipped with a lever, the RCP-1001 is equipped with a dial for adjusting iris and master black settings. Up to six units can be mounted in a 19-inch EIA rack.

Specifications

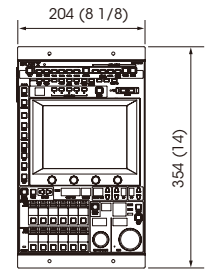
	MSU-1000	MSU-1500
General		
Power requirements	100 V AC - 240 V AC, 50/60 Hz 0.35 A (Max.) 10.5 V DC - 17 V DC, 1.2 A (Max.)	
Operating temperature	5°C to 40 °C (41 °F to 104 °F)	
Mass	4.6 kg (10 lb 2 oz)	3.6 kg (7 lb 15 oz)
Dimensions (W x H x D, excluding projections)	482 x 222 x 67 mm (19 x 8 3/4 x 2 3/4 inches)	204 x 354 x 67 mm (8 1/8 x 14 x 2 3/4 inches)
Inputs/outputs		
Remote	CCU/CNU: 8-pin multi-connector (x1) AUX: 8-pin multi-connector (x1)	
I/O port	50-pin (x1)	
Ethernet	RJ-45 8-pin (x1)	
AC input	3-pin (x1)	
DC input	4-pin (x1)	
Supplied accessories	Operation manual	

Dimensions

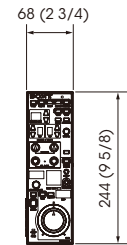
MSU-1000



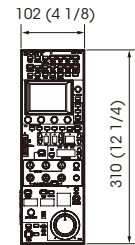
MSU-1500



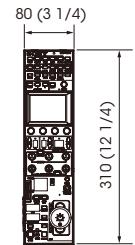
RCP-1000/RCP1001



RCP-1500/RCP1501



RCP-1530



Unit: mm (inches)

	RCP-1000	RCP-1001	RCP-1500	RCP-1501	RCP-1530
General					
Power requirements	10.5 V DC to 30 V DC				
Operating temperature	5°C to 40 °C (41 °F to 104 °F)				
Mass	1.1 kg (2 lb 9 oz)		1.8 kg (3 lb 15 oz)		1.6 kg (3 lb 8 oz)
Dimensions (W x H x D, excluding projections)	68 x 244 x 123.7 mm (2 3/4 x 9 5/8 x 4 7/8 inches)	68 x 244 x 84.4 mm (2 3/4 x 9 5/8 x 3 3/8 inches)	102 x 310 x 125 mm (4 1/8 x 12 1/4 x 5 inches)	102 x 310 x 85 mm (4 1/8 x 12 1/4 x 3 3/8 inches)	80 x 310 x 125 mm (3 1/4 x 12 1/4 x 5 inches)
Inputs/outputs					
Remote	CCU/CNU: 8-pin multi-connector, female (x1) EXT I/O: 9-pin, female (x1)		CCU/CNU: 8-pin multi-connector, female (x1) AUX: 8-pin multi-connector, female (x1) EXT I/O: 9-pin, female (x1)		CCU/CNU: 8-pin multi-connector, female (x1) EXT I/O: 9-pin, female (x1)
Ethernet	-		RJ-45 8-pin (x1)		
Supplied accessories	Operation Manual				

Distributed by

MK10775V1OH810NOV

©2010 Sony Corporation. All rights reserved.
 Reproduction in whole or in part without written permission is prohibited.
 Features and specifications are subject to change without notice.
 The values for mass and dimension are approximate.
 "SONY" and "make.believe" are trademarks of Sony Corporation.

The MSU-1000, MSU-1500, RCP-1000, RCP-1001, RCP-1500, RCP-1501, and RCP-1530 are produced at Sony EMCS Corporation's Tokai Technology Center, which has received ISO14001, the Environmental Management System certification.

