

### Description:

The LBR Series EIA compliant rack has fixed-position front mounting rails (tapped 10-32), used in applications where equipment will be mounted in the fully-forward position. The basic rack includes one-pair fixed mounting rails, welded Z-angle in mid-section, two solid panels to close top, vented (welded) side panels, vented (recessed) rear door with key lock and rack screws. Rack can also be purchased without the rear door (see model numbers).

### Features:

- Fully welded 18-gauge steel with 16-ga. steel bottom, reinforced at load-bearing junctions.
- One-pair fixed-position front mounting rails, tapped 10-32. Clearance from rails to flush outside of frame is 0.63 in. [16mm] and 1.63 in. [41mm] from rail to inside of (optional) surface-mount front door.
- Integral 19 in. [483mm] EIA rail in top to mount accessories. Top can also be closed using solid panels included as shipping stiffeners.
- Abundant lacing points and space for cable management:
  - **Top:** 7U opening with integral rails tapped 10-32. Rails can be removed to accommodate large cable bundles. Combination knockouts.
  - **Bottom:** 16-ga. steel frame with full-size opening to facilitate floor entry of cable.
  - **Rear:** Knockouts above and below rear door.
  - **Inside:** Welded Z-angle can be used for vertical-mount power strip or cable management when optional rear rails are installed.
- Bottom has grounding stud in left rear corner, provisions for optional leg levelers, and holes for optional anchor bolts (by others).
- Reversible rear door (left or right swing). The rack may also be ordered without the rear door (see model numbers in chart below).
- Black wrinkle powder epoxy finish.
- Made in the U.S.A. with 100% certified U.S. steel
- Load capacity: 800 lbs. static load (362 kg)

### Options: (order separately)

- **Front Door:** Rack accepts Lowell LFD series front door.
- **Rear Rails:** Thin-flange mounting rails with hardware to fit this rack style (model numbers in chart below).
- **Mobile or Stationary Base:** Specially made platforms fit LBR 22 in. [559mm] deep racks (model numbers in chart below). The mobile base adds 4.062 in. [103mm] to rack height.

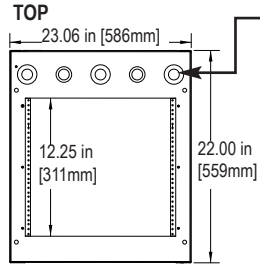


### A & E Specifications:

The EIA-compliant rack shall be Lowell Model No. \_\_\_\_\_, which shall measure \_\_\_\_\_ W x \_\_\_\_\_ D x \_\_\_\_\_ H and have a racking space of \_\_\_\_\_ rack units. The rack shall be fully welded 18-gauge certified U.S. steel with seamless side-frame construction and 16-ga. steel bottom reinforced at all load-bearing junctures. It shall include welded side panels with vents, a recessed rear door with vents and keyed lock, vents above and below the open front, one-pair of fixed-position front mounting rails (tapped 10-32), and a Z-angle set towards the rear. The rack shall have top and rear knockouts. The 7U top opening shall have integral EIA rail (tapped 10-32) for optional 19 in. [483mm] wide accessories. The open bottom shall include a grounding stud, provisions for optional leg levelers, and holes for optional anchor bolts (by others). Finish shall be black wrinkle powder epoxy.

| Model No.    | Description                                  | Racking Space            | Overall Depth  | Usable Depth      | Overall Height     | Overall Width     |
|--------------|--|--------------------------|----------------|-------------------|--------------------|-------------------|
| LBR-2122     | Floor rack with fixed-rails                  | 36.75 in / 933 mm / 21U  | 22 in / 559 mm | 21.25 in / 539 mm | 40.95 in / 1040 mm | 23.06 in / 586 mm |
| LBR-2422     | Floor rack with fixed-rails                  | 42 in / 1067 mm / 24U    | 22 in / 559 mm | 21.25 in / 539 mm | 46.20 in / 1173 mm | 23.06 in / 586 mm |
| LBR-3522     | Floor rack with fixed-rails                  | 61.25 in / 1556 mm / 35U | 22 in / 559 mm | 21.25 in / 539 mm | 65.45 in / 1662 mm | 23.06 in / 586 mm |
| LBR-4022     | Floor rack with fixed-rails                  | 70 in / 1778 mm / 40U    | 22 in / 559 mm | 21.25 in / 539 mm | 74.20 in / 1884 mm | 23.06 in / 586 mm |
| LBR-4422     | Floor rack with fixed-rails                  | 77 in / 1956 mm / 44U    | 22 in / 559 mm | 21.25 in / 539 mm | 81.20 in / 2162 mm | 23.06 in / 586 mm |
| LBR-2122-LRD | Floor rack with fixed-rails (less rear door) | 36.75 in / 933 mm / 21U  | 22 in / 559 mm | 21.25 in / 539 mm | 40.95 in / 1040 mm | 23.06 in / 586 mm |
| LBR-2422-LRD | Floor rack with fixed-rails (less rear door) | 42 in / 1067 mm / 24U    | 22 in / 559 mm | 21.25 in / 539 mm | 46.20 in / 1173 mm | 23.06 in / 586 mm |
| LBR-3522-LRD | Floor rack with fixed-rails (less rear door) | 61.25 in / 1556 mm / 35U | 22 in / 559 mm | 21.25 in / 539 mm | 65.45 in / 1662 mm | 23.06 in / 586 mm |
| LBR-4022-LRD | Floor rack with fixed-rails (less rear door) | 70 in / 1778 mm / 40U    | 22 in / 559 mm | 21.25 in / 539 mm | 74.20 in / 1884 mm | 23.06 in / 586 mm |
| LBR-4422-LRD | Floor rack with fixed-rails (less rear door) | 77 in / 1956 mm / 44U    | 22 in / 559 mm | 21.25 in / 539 mm | 81.20 in / 2162 mm | 23.06 in / 586 mm |
| LBR-RRT21    | Rear rails, 1-pr.                            | 21U                      |                |                   |                    |                   |
| LBR-RRT24    | Rear rails, 1-pr.                            | 24U                      |                |                   |                    |                   |
| LBR-RRT35    | Rear rails, 1-pr.                            | 35U                      |                |                   |                    |                   |
| LBR-RRT40    | Rear rails, 1-pr.                            | 40U                      |                |                   |                    |                   |
| LBR-RRT44    | Rear rails, 1-pr.                            | 44U                      |                |                   |                    |                   |
| LBR-SB22     | Stationary base                              |                          |                |                   |                    |                   |
| LMSB-22      | Mobile base                                  |                          |                |                   |                    |                   |


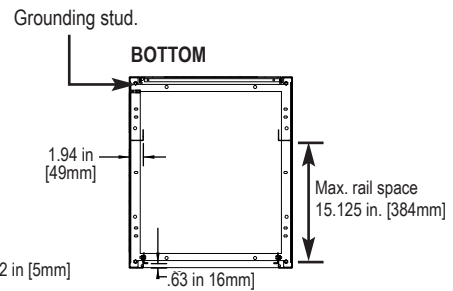
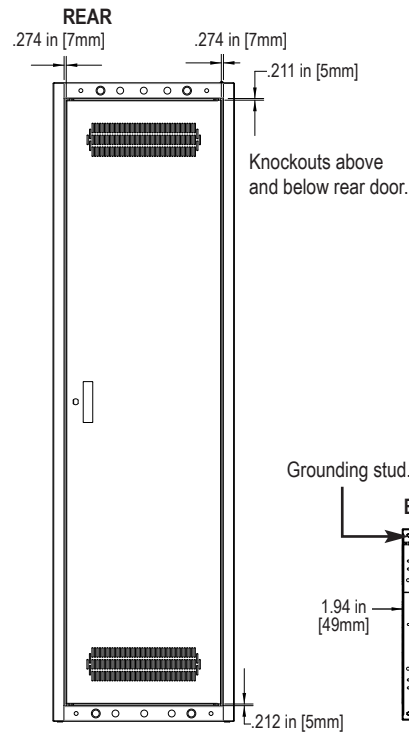
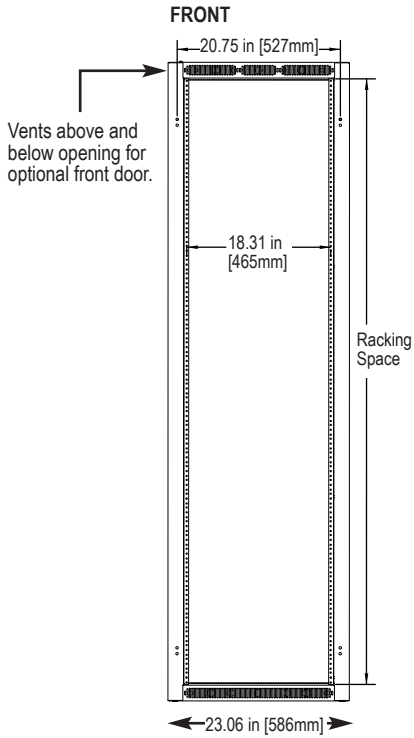
One rack unit (RU or U) = 1.75 inches or 44.45 mm. Some measurements have been rounded.



Three 2.0-1.0 in. [51-25mm], two 1.5-1.0 in. [38-25mm], plus four .5 in. [13mm] front-to-rear knockouts for BNC. Extra deep 6 in. [152mm] knockout plane provides room to use a Greenlee-style punch for 4 in. [102mm] conduit.



Shipping stiffeners are designed to serve as flush closure panels for top.



Welded Z-angle (8 in./203mm from rear)

