

DATA SHEET: Wall Panels

ARCs: Adaptive Remote Controls

One true test of a sound system is how easily end-users can operate it. With that in mind, Symetrix has developed the Adaptive Remote Control (ARC) series of wall panels for easy user interaction with Symetrix DSP systems. These modular controls handle source selection, level control, paging, room combining, and much more. Flexible, modular, and truly adaptive, they can be mixed and matched within a venue to provide each room with an appropriate command set, tailored specifically to that environment.

An important consideration when evaluating external control options is their ease of integration with the DSP. With most projects, time and money are key factors. Third-party control systems add expense and can require extensive expertise to implement. The ARC series of control panels are all programmed by the system designer from within the same software applications used to configure the DSP hardware. All control parameters are stored in the DSP hardware as part of the “site” file so they can be easily accessed and modified should the user’s needs change.

Their simple, straightforward appearance belies the sophisticated control the ARCs offer. They communicate over RS485, a fast and flexible long-distance communications protocol.

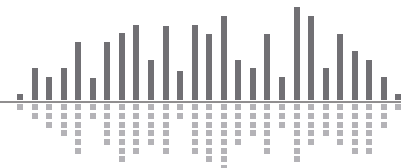
Using this powerful technology, command sets are assigned to specific ARCs. The range of form factors and hardware combinations allows simple, intuitive operation that can control multiple parameters at once. If so desired, a single button press can recall a preset that reconfigures the whole system for an alternate application.

Security features such as button combination lockouts or user-provided key locks assure that only qualified users make adjustments to the system.

The preferred method for connecting ARCs to a DSP system is over CAT5. Power and control can be daisy-chained to multiple devices via the dual RJ45 connectors. The tool for this job is the ARC-PS, a rack-mounted power supply that powers up to 10 ARCs. Device IDs are assigned via rotary decimal switches on each control. Additionally, most Symetrix DSP products feature an ARC port, as found on the ARC-PS, built-in for quick and easy integration with a few ARC devices.

ARC Programming

No special tools are required to program the Symetrix remotes because they are programmed directly from your Symetrix DSP device’s software. Configure and test your system’s remote control devices in minutes rather than days. Your DSP and control hardware all come from the same vendor.





The **ARC-2e** is a menu-driven remote control for Symetrix DSPs. Tap into the full power of your system with twenty-four (24) menus with up to sixteen (16) items each that can be used to address multiple basic functions or initiate complex logic-based control events: gain, preset triggering, source selection, room combining and more. The 8-character backlit display supports up to thirty-one (31) scrolling characters, providing instant user feedback for control assignments, default settings, and actions. The three buttons help you navigate menus, raise or lower values, and enable or disable the remote control. All control assignments, including item labeling, parameter limits and firmware version upgrades are handled by software included with Symetrix DSP hardware. Power, and control are connected via RJ45 inputs.

Intuitive Navigation: Pressing the menu button navigates through the menu names. The menu button also acts as a preset

trigger when a preset list is scrolled. The up/down arrow buttons adjust parameter settings and scroll through preset lists. Holding the menu button and using the up/down arrow keys moves you forward or backward through the menus.


Programmable Setup: The wall panel's behavior is programmable as well. Menu brightness in "active" and "inactive" states can be set independently, so the display will "sleep" in light-sensitive environments such as theaters. If the ARC-2e goes idle, it can scroll a message and return to the top of its menu tree. Upper and lower parameter limits help contain the range of adjustment and a button press lockout will prevent tampering by curious but unauthorized fingers. The ARC-2e features a white plastic faceplate and is powered directly by its host device. An external power supply (PS-6) and aluminum faceplate are accessories sold separately. ARC-2e mounts into a single gang electrical box (US).



The **ARC-K1e** modular remote control wall panel features a push-button rotary encoder that provides simple control of two parameters in the Symetrix DSP hardware. The 8-segment LED ladder on the ARC-K1e provides instant user feedback, clearly showing relative volume level. Two additional LEDs illuminate to indicate which of the two available controls is active. All control assignments, including parameter limits and firmware version upgrades, are handled by the software included with Symetrix DSP hardware.

A single channel RJ45 connection provides power and data to the ARC-K1e. ARC-K1e has an "idle" mode option for light-sensitive environments like theaters.


Hardware lockout pins accommodate an installer supplied key switch. Furnished with a standard white single gang Decora® faceplate and splash resistant overlay. The ARC-K1e fits in standard US wall boxes (sold separately) for in-wall or surface mount applications.



The **ARC-SW4e** is a modular remote control wall panel with four switches that are programmable as momentary, latched or radio buttons. ARC-SW4e provides simple control over mutes, source selection and preset triggering. Corresponding tri-color LEDs provide user feedback. LEDs may be linked to buttons, or, LEDs and buttons may be programmed independently. Symetrix DSP software performs all control assignments, including button and LED functionality, parameter limits and firmware version upgrades.

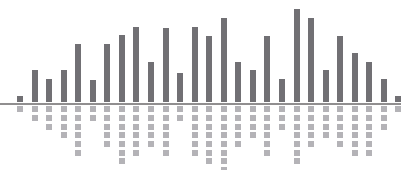
A single channel RJ45 connection provides power and data to the ARC-SW4e. ARC-SW4e has an “idle” mode option for

light-sensitive environments like theaters. Hardware lockout pins accommodate an installer supplied key switch. Furnished with a standard white single gang Decora® faceplate and splash resistant overlay. The ARC-SW4e fits in standard US wall boxes (sold separately) for in-wall or surface mount applications.



The **ARC-EX4e** is identical in form to the ARC-SW4e. Couple the ARC-EX4e with ARC-K1e or ARC-SW4e to expand remote control capabilities. The ARC-EX4e cannot be used standalone nor can it be combined with an ARC-2e. Up to four ARC-EX4e be combined with an ARC-K1e and up to three ARC-EX4e may be combined with an ARC-SW4e. The ARC-EX4e is furnished with a splash resistant overlay and mounts into a Decora® faceplate (sold separately) alongside its Modular ARC host.

To these base Modular ARC devices, one can add a maximum of:	ARC-EX4e
ARC-K1e	4
ARC-SW4e	3



DATA SHEET: Wall Panels

RC Series: Standard Remote Controls

Many systems require a more cost-effective single point of control. For these situations, Symetrix offers the RC-3 standard remote control. These wall panels provide familiar tactile controls in attractive packages. RC-3 wall panels interface with Symetrix devices' analog control inputs to quickly provide volume control and source or preset selection with minimal programming. Being analog devices, the RC-3 lacks the sophisticated intelligence of the ARC series making them better suited to single points of control.



The **RC-3** Single remote volume control mounted in a Decora® wall plate.

The RC-3 is compatible with many Symetrix, SymNet and AirTools processors: any device with a remote volume port that accepts standard potentiometers.

Architect and Engineer Specifications: Symetrix Wall Panels.

The series of wall panels shall be designated in two groups – Adaptive Remote Controls (ARC) and standard Remote Controls (RCs).

ARCs may be divided by functionality into the Menu and Modular ARCs. The Menu ARC-2e shall include one 8-character backlit alpha-numeric display, one momentary button for menu selection, and two momentary buttons for value increment/decrement. The Menu ARC-2e shall mount in a standard U.S. single-gang box. Power and control shall be connected via two RJ45 connectors. Modular ARC wall panels shall consist of multiple models that mount in standard U.S. single-gang box, and shall be compatible with standard Decora® faceplates. ARC-K1e shall include one push-button rotary encoder, one eight-segment LED stack, and two status LED indicators; ARC-SW4e shall include four momentary buttons with four corresponding status LED indicators; ARC-EX4e shall include four momentary buttons with four corresponding status LED indicators. All Remote Controls shall function as user interfaces for Symetrix DSP systems. All shall be configured by software provided with the hosting device to assign control within DSP system components. RS-485 communications shall be utilized for software control and configuration. The series of wall panels shall be CSA tested to UL 60065. The series of wall panels shall be Adaptive Remote Controls (ARCs).

RC wall panels shall mount in a standard U.S. single gang box, and the RC-3 shall be compatible with standard Decora® faceplates. RC-3 shall include one rotary potentiometer. It shall connect to a Symetrix device's analog control inputs via screw-type barrier strips utilizing standard shielded twisted pair wiring with two conductors plus ground for the RC-3. RC-3 shall be configured by software provided with the hosting device to assign control within DSP system components. The series of wall panels shall be CE marked, CSA tested to UL 60065. The series of wall panels shall be standard Remote Controls (RCs).

