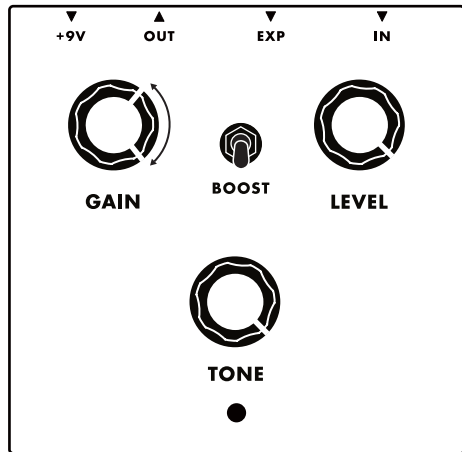


BITE & SPARKLE



TONE - At higher settings this control adds openness, note articulation and picking detail. In this setting the top-end in your amplifier is sweetened while remaining smooth, the mids become focused, and the bottom end appears more robust and tight. At lower settings the Tone control can be used to fatten up an amp or tame harsh top-end.

SPECS

SIGNAL PATH: 100% Analog

BYPASS TYPE: True bypass

POWER: +9VDC

WEIGHT: 18oz (0.5kg)

ENCLOSURE: Cast aluminum

DIMENSIONS: D=5.75" (14.4 cm) W=3.25" (8.3 cm)
H=2.25" (5.8 cm)

GAIN: -65dB - +18dB

tone CONTROL: 165Hz - 20KHz Lowpass Filter
6dB/Octave (wet signal only)

EXPRESSION: Controls Gain (Max Input level +5VDC)

INPUT IMPEDANCE: 1 MegaOhm

OUTPUT IMPEDANCE: 100 Ohm minimum

CURRENT: 8mA

REGISTRATION

Register your Minifooger & double Moog's warranty.

[WWW.MOOGMUSIC.COM/REGISTER](http://www.moogmusic.com/register)

Moog Music warrants that its products will be free from defects in materials and workmanship, and shall conform to specifications current at the time of shipment, for a period of one year from date of purchase. For Warranty details please visit www.moogmusic.com/warranty

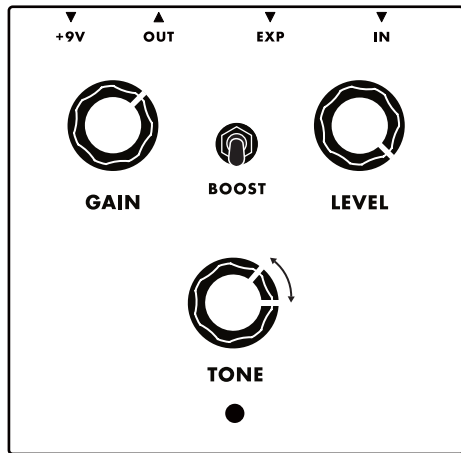


MF BOOST

QUICK START

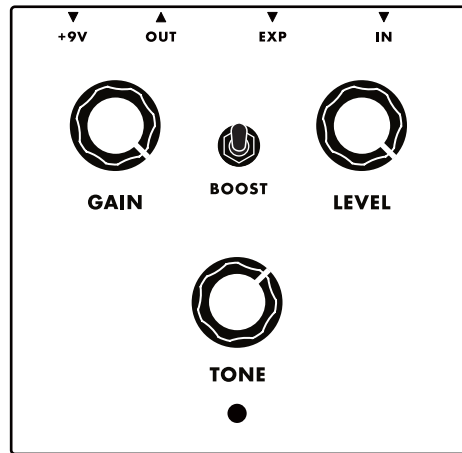
moog

VOL. PEDAL (Use EP-3 for tone enhancing vol.)



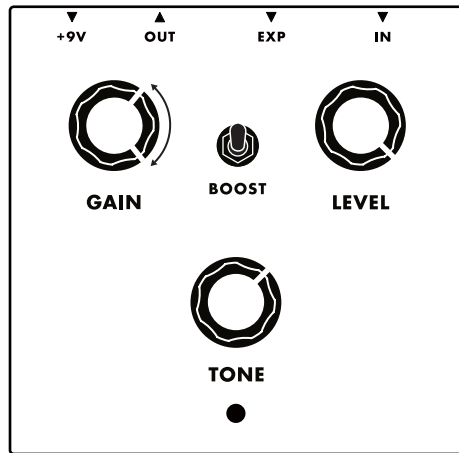
GAIN - Sets the input gain from off to maximum. With the Boost switch in the down position (VCA mode), this knob should be set to maximum. In this setting you will notice tighter bottom, focused midrange, and a more open top end. With Boost in the up position (clipped OTA mode), the sound is creamy and lightly compressed with a slightly more forward midrange.

HIGH GAIN (Use Moog EP-3 at max)



BOOST - In the down position, signal is sent through the VCA signal path providing clean, articulate tonal enhancement with a subtle 6dB boost (12dB+ w/ expression). This setting feels and sounds like a boutique amp in a pedal. With the switch in the up position, signal is sent through the clipped OTA path providing 12dB of boost (18dB+ w/ expression). This path has a creamy, classic tone that bonds guitar and amplifier for everything from subtle bite and drive to singing leads. Both settings have a naturally occurring musical compression.

FAT BOOST (Use Moog EP-3 for more gain)



LEVEL - Level allows you to trim the output of the Boost while maintaining input gain coloration and compression. This control does not go completely off.

EXPRESSION PEDAL INPUT - This input is assigned to Gain. With Gain set to minimum, an expression pedal can be used as a volume pedal. At the mid setting in clipped OTA mode, the expression pedal allows you to swell in and out boost levels musically. At maximum, use an expression pedal to add input Gain not available on the panel of your MF Boost and overdrive your amp.