

HOME ENTERTAINMENT PROJECTOR

W1500



Features

- Native Full HD 1080P (1920x1080) Resolution
- 2,200 ANSI Lumens, 10,000:1 High Contrast Ratio
- Built-in Wireless FHD (WHDI)
- 2D / 3D Content Conversion
- 1080p Wireless Streaming Projector
- SmartEco™ Power Saving Technology
- Built-in 10W x 2 Speakers
- Various 3D Format and nVidia 3DTV Play
- REC 709 Color Performance



Input and Output Terminals



- 1 HDMI 1 & 2
- 2 USB (Type Mini B)
- 3 PC/Component 2 (D-sub 15pin)
- 4 RS232 (DB-9pin)
- 5 Composite Video in (RCA)
- 6 S-Video In (Mini DIN 4pin)
- 7 Audio In L & R (RCA)
- 8 Audio In (Mini Jack)
- 9 12V Trigger
- 10 Component Video in
- 11 Audio Out (Mini Jack)



Specifications

Projection System	DLP® DC3, DMD, Single 0.65"	
Native Resolution	1080p (1920x1080)	
Brightness	2,200 ANSI lumens	
Contrast Ratio	10,000:1	
Display Color	1.07 Billion Colors	
Lens	F=2.45-3.07, f=15.78-25.12mm	
Aspect Ratio	Native 16:9 (5 aspect ratio selectable)	
Throw Ratio	1.07-1.71 (84" @2M)	
Image Size (Diagonal)	43"-300"	
Zoom Ratio	1.6:1	
Lamp Type	240 W	
Lamp (Normal/Economic Mode)*	3,000/5,000/6,000 hours	
Keystone Adjustment	1D, Vertical ± 10 degrees	
Projection Offset	Vertical 110%-130%±5%	
Resolution Support	up to WUXGA	
Horizontal Frequency	15K-102KHz	
Vertical Scan Rate	23-120Hz	
Color Wheel Segment	6-Segment (RGBRGB)	
Color Wheel Speed	6X (50Hz)	
Compatibility	HDTV Compatibility: 480i, 480p, 576i, 576p, 720p, 1080i, 1080p Video Compatibility: NTSC, PAL, SECAM, SDTV(480i/576i), EDTV (480p/576p, HDTV (720p, 1080i/p 60Hz) 3D Compatibility: Frame Sequential: Up to 480i Frame Packing: Up to 24 Hz 1080p Side by Side: Up to 60Hz 1080i Top Bottom: Up to 24Hz 1080p	
Interface	Computer in (D-sub 15pin)	x 1
	HDMI	x 2
	Composite Video in (RCA)	x 1
	S-Video in (Mini DIN 4pin)	x 1
	USB (Type Mini B)	x 1
	Component Video in	x 1
	Audio in (Mini Jack)	x 1
	Audio L/R in (RCA)	x 1
	Audio out (Mini Jack)	x 1
	DC 12V Trigger (3.5 mm Jack)	x 1
	Speaker	10W x 2
	RS232 (DB-9pin)	x 1
Dimensions (WxHxD)	13.3" x 4.7" x 9.8" (339 x 120.2 x 284.8 mm)	
Weight	8.59 lbs (3.9 kg)	
Power Supply	AC 100 to 240 V, 50/60 Hz	
Power Consumption	375 W (typical), Standby<0.5W	
Audible Noise	33/28 dBA (Normal/Economic mode)	
Languages	Arabic/Bulgarian/ Croatian/ Czech/ Danish/ Dutch/ English/ Finnish/ French/ German/ Greek/ Hindi/ Hungarian/ Italian/ Indonesian/ Japanese/ Korean/ Norwegian/ Polish/ Portuguese/ Romanian/ Russian/ Simplified Chinese/Spanish/ Swedish/ Turkish/ Thai/ Traditional Chinese (28 Languages)	
Picture Mode	Cinema Mode/Dynamic Mode/Standard/User 1/User 2/User 3/3D	
Accessories (Standard)	Remote Control w/ Battery, Power Cord, User Manual CD, Quick Start Guide, Warranty Card, VGA (D-sub 15pin) Cable, WHDI Wireless Dongle Kit box, Carry Bag	
Accessories (Optional)	Spare Lamp Kit	P/N: 5J.J9E05.001
	Ceiling Mount Kit	P/N: 5J.J4N10.001
	3D Glasses	P/N: 5J.J7K25.001
	Remote	P/N: 5J.J7N06.001
UPC / Part #	8400460-2807-7 / 9HJ9E77.17A	
Limited Warranty	1 Year Parts/Labor; 180 days or 500 hours of lamp life.	

*Lamp life results will vary depending on environmental conditions and usage. Actual product's features and specifications are subject to change without notice.

W1500 04-25-13-BQus



BenQ America Corp.
15375 Barranca Parkway, Suite A-205, Irvine, CA 92618 Tel: (949) 255-9500 www.BenQ.us

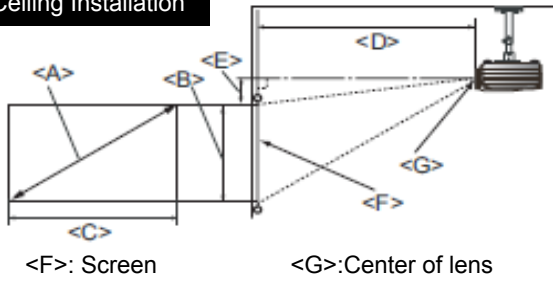
BenQ is a registered trademark of BenQ Corp. DLP is a registered trademark of Texas Instruments. All rights reserved. Product names, logos, brands, and other trademarks featured or referred to in this materials are the property of their respective trademark holders. Specifications subject to change without notice.



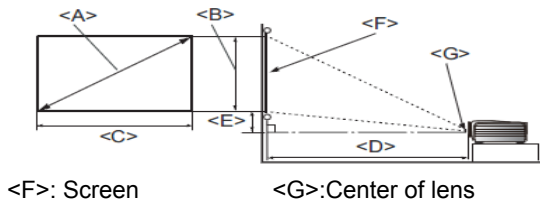
W1500 Home Entertainment Projector

Distance Chart

Ceiling Installation



Floor Installation



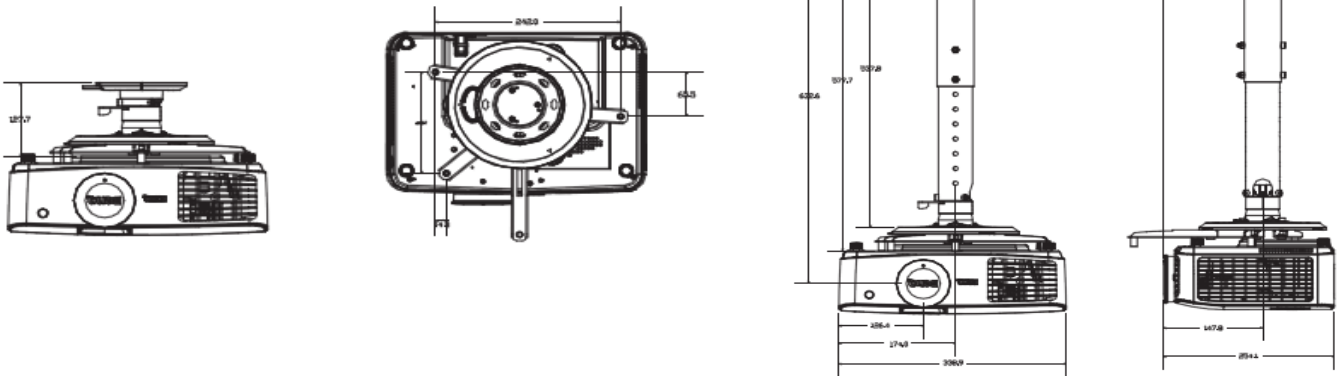
The screen aspect ratio is 16:9 and the projected picture is 16:9

Screen Dimensions		Projection Distance <D> (in)			Lowest/Highest lens position <E> (in)		
Diagonal <A>	Height 	Width <C>	Min Distance (with max zoom)	Average		Max Distance (with min zoom)	
40	1016	20	35	39.8	45.8	51.7	.98
50	1270	25	44	49.8	57.3	64.8	1.2
60	1524	29	52	59.8	68.7	77.7	1.4
70	1778	34	61	69.7	80.2	90.7	1.7
80	2032	39	70	79.7	91.6	103.6	1.9
90	2286	44	78	89.6	103.1	116.6	2.2
100	2540	49	87	99.6	114.6	129.5	2.4
110	2794	54	96	109.6	126.1	142.5	2.6
120	3048	59	104	119.6	137.5	155.4	2.9
130	3302	64	113	129.5	149.0	168.4	3.1
140	3556	68	122	139.5	160.4	181.4	3.4
150	3810	74	130	149.4	171.9	194.3	3.6
160	4064	78	139	159.4	183.3	207.3	3.9
170	4318	83	148	169.4	194.8	220.2	4.1
180	4572	88	156	179.4	206.3	233.2	4.4
190	4826	93	165	189.3	217.7	246.1	4.6
200	5080	98	174	199.3	229.2	259.1	4.9
235	5969	115	205	234.2	269.3	304.3	5.7

The numbers shown in the above chart are approximate and may be slightly different from the actual measurements. Only the recommended screen sizes are listed. If your screen size is not in the table, please contact your dealer for assistance.

Ceiling Mount Chart

Ceiling Mount screw: M4 (Max L=8 mm)



Dimensions



Units: inch

