

**NIPROS™**

# General Catalog 2013



**2013 Ver.1**

## **Nipros provides broad range of high grade professional devices for field acquisition to enhance camera system capability**

Systec International Inc. has been introducing and providing the professional AV equipment as well as system solution to broadcast & professional clients for long time in order to satisfy their various needs.

Now, we are very happy to introduce Nipros brand products which are newly added to our product line. Nipros is well known brand in Japan as high grade professional camera related products which are developed and manufactured by Nippon Video System Co., Ltd. located near by Nagoya city, central Japan.

Policy of the company is very much field and operation oriented, owner and CEO of the company, himself is professional cameraman concurrently, based on the field camera operational experiences/ideas and its professional and flexible way of thinking which can ensure users needs, applications, cost effectiveness and easy operation and maintenance they investigate, select and develop variety of devices to enhance professional camera capability.

Nipros and Systec International as partners continue to provide better idea for professional field acquisition.



Systec International Inc. Head Office



Nippon Video System Co., Ltd. Head Office & factory



Remarks; Specifications of each product in this catalog are subject to change without notice.

# Index

---

<b>Studio Build-up Unit -</b>	P4-5
1) Studio Build-up Unit; HDS-300	
2) HDS-300N Package	
<b>Camera Conversion System -</b>	P6-14
1) LS Series Dual Link Optical Fiber type; LS-700/800	
2) PS Series Single Link Optical Fiber type; PS-270/470/570	
3) ES Series HD/SD SDI Multi-core type; ES-300/500/600	
<b>Professional HD Monitor -</b>	P15-27
1) HD Camera Viewfinder/Field Master Monitor; HDF-700/700V	
2) 9" HD Monitor with Cross Media Converter; HDM-900WD	
3) 18" HD Field/Studio Monitor; HDM-1800W	
4) 24" HD Professional LCD Monitor; HDM-2400W	
5) 32" HD Professional LCD Monitor; HDM-3200W	
6) 4.3" HD Quadrant Rack-Mount Monitor; HDM-4000	
7) 5" HD Triple Rack-Mount Monitor; HDM-3000	
8) 7" HD Dual Rack-Mount Monitor; HDM-2000	
<b>HD Digital Live Switcher -</b>	P28-30
HD Compact Field Switcher; VSE-500HD	
<b>Audio Mixer -</b>	P31-34
1) 3 channel the Press Mixer, FS-302P	
2) 4 channel Field Mixer, FS-40X	
3) 8 channel OB Van Mixer, FS-805	
4) Hyper Limiter, FS-205	
<b>Others -</b>	P35-42
1) Intercom; FD-400A	
2) Shoulder Adaptor; ST-7 Series	
3) LED On-Camera Light; UC-600A/600i	
4) Dual-directional SDI Cable Compensator , VHD-2200	
5) Audio Embedder, F-1	
6) Noise Eater, NC-400	
7) Lens Remote Controller	

# Studio Build-up Unit\*

## HDS-300 Studio Build-up Unit



### Main Features & Specifications;

- Professional studio build-up mechanism designed for compact handheld or shoulder type camcorder.
- Robust & simple frame with aluminum die-cast chassis
- Professional and versatile functions with wide range of optional equipment provide you broadcast/professional functions to enhance up-to studio camera operation.
  - \* High grade View Finder Option available; HDF-700SK
  - \* Lens control available with AS-1P for zoom and FR-P1 for focus/iris\*
  - \* Simple on monitor signal switching for camera or return
  - \* Able to choose camera signal conversion multi-core or optical fiber according to your budget or system application.
- Simple/Easy set-up and connection
- Input; HD-SDI Camera (BNC) x1, HD-SDI RET (BNC) x1, 6p Tally x1, 4p XLR DC 11V-18V x1
- Output; HD-SDI (BNC) x2, HD-SDI Camera (BNC) x1, Tally (BNC) x1, 4p XLR DC12V x1, Mini 4p 7.2V DC Out x1, D-Tap DC 12V x1
- Dimension( WxDxH); 510mm x 285mm x 300mm Weight; approx. 5.3Kgs
- Supplied Accessories; Multi-core cable BDC-75 x1, 12p– twin mini jack cable x1 , 4p-8p RET cable x1, BNC Cable x2




Application with Handheld Camcorder  
Panasonic AG-HPX255



Aluminum die-cast chassis



Slide mechanism for easy connection



Air View



Rear panel with camera  
adapter attachment



Lens Remote Controller



Internal connection box



Application with Shoulder type Camcorder  
Panasonic AG-HPX600



One-touch camera & HDS-300  
fixing & release with attachment  
adapter ST-1 & ST-2



View finder mounting sue  
slide mechanism



Lens Remote Junction Box

\*Remarks; This product is supplied through Panasonic Sales Channel only.



# HDS-300 Package

## Package Concept;

- A. Basic Package; 300-B
- B. Camera Conversion System Option; Two types are available
  - 1 Multi-core System
  - 2 Optical Fiber System
- C. View Finder Option; Two types are available
  - 1 7" View Finder HDF-700SK
  - 2 9" View Finder LH910SK( BT-LH910G is supplied by Panasonic )
- D. Cable & Intercom Headset Option
- E. Other Optional Accessory

## Typical Package;

### 300-B, Basic Package

300-EM , Multi-core Package; 300-B + B1

300-EMV, Multi-core w/VF Package; 300-B + B-1 + C-1

300-PL, Optical Fiber Package; 300-B + B-2

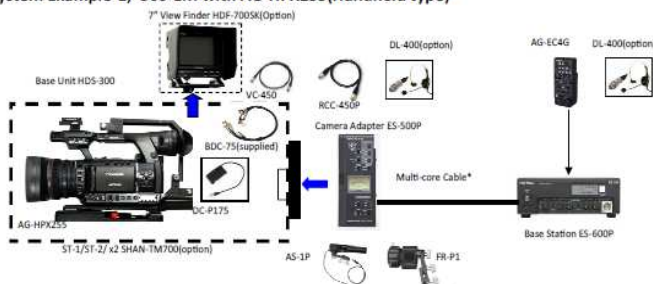
300-PLV, Optical Fiber Package w/VF; 300-B + B-2 + C-1

300-PLS; Shoulder Package; HDS-300 + B-2 + RCC-450P  
+ VC-450 + DC-C40M05

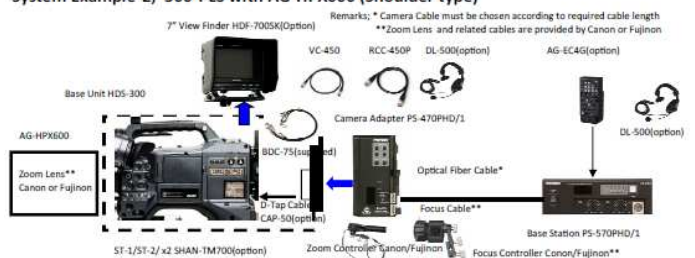
Remarks; Camera cable, Intercom headset, Tripod adapter, One touch fix/release attachment, Long Hood, Tally Cable etc. must be added by choosing from D. & E. according to your system requirement.

<h3>A. Basic Package 300-B</h3>  <p>Base Unit HDS-300</p>  <p>Zoom Controller AS-1P</p>  <p>ASC-AS1P Focus Control Cable</p>  <p>Focus/Iris Controller FR-P1</p>  <p>ASC-FR1P</p> <p>DC Cable for P2/AVCCAM: DC-P175, DC-P155, DC-C40M05</p> <p>D-Tap Cable: D-C40M05</p> <p>Remote Cable: RCC-450P</p> <p>VF Cable: VC-450</p>	<h3>B. Camera Conversion System Option</h3> <div> <h4>B-1 Multi-core</h4>  <p>Camera Adapter ES-500P</p>  <p>Base Station ES-600P</p> </div> <div> <h4>B-2 Optical fiber</h4>  <p>Camera Adapter PS-470PHD/1</p>  <p>Base Station PS-570PHD/1</p> </div>
<h3>C. View Finder Option</h3> <h4>C-1 7" View Finder Kit HDF-700SK</h4>  <p>7" LCD VF Monitor</p>  <p>Studio Kit</p>	<h4>C-2 9" View Finder Kit LH910SK</h4>  <p>9" LCD Monitor BT-LH910G*</p>  <p>Studio Kit SK-910</p>  <p>Tally Box VIF-910</p>
<h3>D. Camera Cable &amp; Intercom Headset Option</h3> <p>Multi-core Cable: ESC-10 (10m), ESC-25 (25m), ESC-50 (50m)</p> <p>Optical Fiber Cable: ALC-20M (20m), ALC-50M (50m), ALC-100M (100m)</p> <p>Intercom Headset: Std. type DL-400, Single full cover type DL-500, Double full cover type DL-550</p> <p>*Remarks: Supplied by Panasonic</p>	<h3>E. Other Optional Accessory</h3> <p>Long Hood for HDF-700/ for BT-LH910G: HFC-800, HFC-910</p> <p>One touch fix/release attachment: ST-1 for camera, ST-2 for HDS-300</p> <p>Tripod Adapter: SHAN-TM700*</p> <p>DC Power Cable for AVCCAM: DC-P155</p> <p>D-TAP Cable: DC-C40M05</p> <p>Tally Cable: TC-550</p> <p>Rack Mount Frame: HS-RA90</p> <p>Remote Control Unit: AG-EC4G*</p> <p>8P Zoom Cable: ASC-18</p> <p>12P-8P I/F Cable: FC-12P</p>

### System Example-1; 300-EM with AG-HPX255(Handheld type)



### System Example-2; 300-PLS with AG-HPX600 (Shoulder type)



# LS Series Optical Fiber Camera Conversion System

## LS-700 Camera Adaptor/LS-800 Base Station

***For 2 Cameras or 3D/3G Production with Single Optical Fiber Cable!***



### Features;

- Transferrable signal with the dual link system are;
  - \* HD/SD SDI, 3G SDI & HD-Y/Video Composite
  - \* Prompter video signal
  - \* Return video
  - \* 2 channels analog audio
  - \* 2 way intercom lines
  - \* Tally, TC & gen lock video
  - \* Camera remote control data
- Extendable max. distance between camera adaptor and base station is up to 2km.
- Support embedded audio
- Broadcast quality video & audio
- Signal error detection
- Robust, high performance & versatile functions
- Camera signal can be adjusted with camera remote control unit from Sony or Panasonic.
- V-mount battery operation
- AC/DC operation, long time operation with low power consuming circuit for field production.

### LS-700 Optical Fiber Camera Adaptor

- Direct Mountable for shoulder type camcorder; Panasonic or Sony or Ikegami, etc.
- Simultaneous 2 channel HD-SDI transfer available for 3D/3G production.
- LS-700 input / output signals are shown as bellows;
  - HD/SD SDI input (2ch) from a camera
  - Video (composite or HD-Y) input from a camera
  - RET video (HD/SD- SDI with embedded audio) output (2ch) to a monitor
  - RET video (HD-Y or Composite) output
  - Prompter/Video (HD-Y or Composite) output
  - Time code input /output
  - Reference output
  - Camera remote control(Sony or Panasonic)\*
  - Analog audio input & output 2ch
  - Audio level meter
  - XLR Male 4pin intercom headset jacks (4W x2)
  - TALLY out
  - Cable connection indicator
  - 15.0 V DC output (max 3A)
  - SMPTE Fiber cable connector



Side view for  
Connection panel



Side view for 6  
operation panel

## LS-800 Optical Fiber Base Station

**The LS-800 input / output signal are shown as bellows;**

- HD/SD SDI output (2ch) ; SDI Out1 x3 BNC, SDI Out2 x4 BNC/auto detecting (SD/HD)
- HD/SD SDI RET input (2ch) ; each channel x1 BNC/ auto detecting (SD/HD)
- HD-Y/Composite output; x1 BNC
- Prompter/Video (HD-Y or Composite) input; x1 BNC
- Time code input /output; each x1 BNC
- Reference video input; x1 BNC
- Remote video output (Composite); x1 BNC
- Intercom headset jack x1 on the front panel
- Intercom system jacks x3 on the back panel (2-wire x1, 4-wire x2)
- Camera remote controller (Sony or Panasonic)\*
- Analog audio input & output both 2ch
- Audio level meter
- Cable connection indicator
- RET video input (HD-Y or Composite) x2, to interface to video switcher program output
- TALLY IN & OUT connectors
- DC 12V input: XLR Male 4pin for remote location operation
- AC power line cord jack
- SMPTE fiber optic cable connector



Front View



Rear View

### \* Camera Remote Controller

Panasonic; AG-EC4    AJ-RC10G

Sony; RM-B150    RM-B750



Remarks; Workable with Ls, PS and ES Series Camera Conversion System

## Specifications;

### LS-700 Camera Adaptor

Output	
HD/SD SDI (Return signal)	HD/SD SDI OUT 1; BNC x1 HD/SD SDI OUT 2; BNC x1 HD SDI; 1.485Gbps, 1.485/1,001Gbps(relock) SD SDI; 143Mbps, 177Mbps, 270Mbps, 360Mbps, 540Mbps(relock)
HD-Y COMPOSITE (Return Signal)	BNC x1; 1Vp-p, 75Ω, Composite or HD-Y
Prompter/Video	BNC x1; 1Vp-p, 75Ω, (Teleprompter output/Composite or HD-Y out)
Audio	XLR 3pin(male) x2; Line +4dB/MIC -60dB
Time Code	BNC x1
Reference	BNC x1
DC	XLR 4pin(female) x1; 15V 3.5A (max. 15.3V 3.5A) V MOUNT x1; DC15V( max.15.3V 4.5A) Total 75W
Monitor I/F	Mini 6pin(female) x1; DC Out 13.5V 1A( max.13.7V) Composite out/tally out used for LVM-89W Monitor
Headphone	Stereo mini-jack 3.5mm
Tally	BNC x1
Input	
HD/SD SDI	HD/SD SDI IN 1; BNC x1 HD/SD SDI IN 2; BNC x1 HD SDI; 1.485Gbps, 1.485/1,001Gbps(relock) SD SDI; 143Mbps, 177Mbps, 270Mbps, 360Mbps, 540Mbps(relock)
HD-Y COMPOSITE	BNC x1; 1Vp-p, 75Ω, Composite or HD-Y
Audio	XLR 3pin(female) x2; Line +4dB, MIC.-60dB Mic. p48 on/off
Time Code	BNC x1
INTERCOM	
Headset	XLR 4pin(male) x2
TALLY	
Tally Indicator	RED ; Front Side x1 and Connector side x1 GREEN ; Front Side x1
REMOTE	
Remote*	10-pin or 8-pin(female) x1, LANC(mini jack) x1
Optical Fiber Connection	
Socket	LEMO P/N; EDW3K93C.TLC
Max. Distance	2Km with DC power supplied from LS-800
General	
Weight	Approx. 1.8Kgs
Dimensions ( WxHxD )	198 x 175 x 91 mm
Power Requirement	DC15V 19W max.(when supplied via LS-800)
Power Consumption	DC Operation Max Approx..19W
Operating Temperature	0°C to 40°C
Storage Temperature	-20°C to 60°C

\*Remarks; Please indicate which camcorder, Panasonic or Sony will be used with LS-700/LS-800 at time of purchase because of different remote connector ( 10-pin for Panasonic and 8-pin for Sony)



# Specifications;

## LS-800 Base Station

Output	
HD/SD SDI	HD/SD SDI OU 1T; BNC x3 ( Audio, T/C embedded ) HD/SD SDI OUT 2; BNC x4 ( Audio, T/C embedded )
HD-Y COMPOSITE	BNC x1; 1Vp-p, 75Ω, Composite or HD-Y
Audio	XLR 3pin(male) x2; Line +4dB/MIC -60dB
Time Code	BNC x1
Remote Video	BNC x1( Composite)
Monitor	Stereo mini-jack 3.5mm
Tally	BNC x1
Input	
HD/SD SDI (Return signal)	HD/SD SDI IN 1; BNC x1 ( Audio, T/C embedded ) HD/SD SDI IN 2; BNC x1 ( Audio, T/C embedded )
HD-Y COMPOSITE (Return Signal )	BNC x2; 1Vp-p, 75Ω, Composite or HD-Y
Prompter/Video	BNC x1; 1Vp-p, 75Ω, (Teleprompter input/Composite or HD-Y input)
Audio	XLR 3pin(female) x2; Line +4dB, MIC.-60dB
Time Code	BNC x1
Reference	BNC x1
Tally	D-sub 15pin(female) x1
DC	XLR 4pin(male) x1; DC12V
INTERCOM	
2W	Producer Line; XLR 3pin x2(female & male) Engineer Line; XLR 3pin x2(female & male)
4W	D-sub 15pin(female) x1; IN; -10dB to +4dB/ OUT; -10dB
Headset	XLR 4pin(male) x1
REMOTE	
Remote*	10-pin or 8-pin(female) x1, LANC(mini jack) x1
Optical Fiber Connection	
Socket	LEMO P/N; FXW.3K93C.TLM
Max. Distance	2Km with DC power supply to LS700 via fiber optic cable
General	
Weight	Approx. 3.3Kgs
Dimensions(WxHxD)	215 x 115 x 302 mm
Power Requirement	AC; 100/200V(85-240V) 60Hz/50Hz DC; 12V(12-16V)
Power Consumption	AC Operation Maximum; approx. 128W DC Operation Maximum approx..28W
Operating Temperature	0°C to 40°C
Storage Temperature	-20°C to 60°C

\*Remarks; Please indicate which camcorder, Panasonic or Sony will be used with LS-700/LS-800 at time of purchase because of different remote connector ( 10-pin for Panasonic and 8-pin for Sony)

# PS- Series Optical Fiber Camera Conversion System

**PS-270HD/1 Handy Camera Adaptor**

**PS-470HDG/1 Series\* Shoulder Camera Adaptor**

**PS-570HDG/1 Series\* Base Station**

***Single Link Optical Fiber System for Cost Effective Tele-Production!***



## Features;

- Transferrable signal with the single link system are;
  - \* HD/SD SDI Camera & Return
  - \* Intercom
  - \* Tally and TC
  - \* Camera control data / Gen lock ( except. PS-270 )
- Lossless long distance capability(max.2km)
- Support embedded audio
- Broadcast quality video & audio
- Signal error detection
- Durable, high performance & versatile functions
- Simple & cost effective
- Multimode or single mode available
- Camera signal can be adjusted with camera remote control unit from Sony or Panasonic.
- V-mount battery operation
- AC/DC operation

## PS-270HD/1 Handy Camera Adaptor

- HD/SD-SDI input from a camera
- HD/SD SDI RET output to the camera
- 4-pin XLR intercom headset jacks (x2)
- 12V DC output
- Front & rear TALLY indicators
- SMPTE Fiber cable connector
- Supplied Accessory; DC Power Cable, Tally Cable(6p/BNC conversion)

Connector Panel




Front View

Rear View



## PS-470HDG/1\* Shoulder Camera Adaptor

- HD/SD-SDI input from a camera
- HD/SD SDI RET output to the camera
- Gen lock output to the camera
- Camera remote controller(Sony or Panasonic)\* connectable
- 4-pin XLR intercom headset jacks (x2)
- 12V DC output
- Front & rear TALLY indicators
- SMPTE Fiber cable connector
- Supplied Accessory; Power Cable, Tally Cable



\*Remarks; Panasonic Type;  
Sony Type;

PS-470PHDG/1, PS-570PHDG /1  
PS-470SHDG/1, PS-570SHDG /1

## PS-570HDG/1\* Base Station

- HD/SD-SDI output
- HD/SD SDI RET input
- Gen lock input
- Camera remote controller(Sony or Panasonic)\*connectable
- 4-pin XLR intercom headset jacks (x2)
- 12V DC input & AC power supply
- TC input/output
- TALLY input/output
- SMPTE Fiber cable connector



### Basic Specifications;

Basic Specks / Model No.		PS-270HDG/1	PS-470HDG/1	PS-570HDG/1
Input	HD/SD-SDI	x1 (BNC)	x1(BNC)	RET IN (VBS)
	DC IN	x1 (Base Station)	x2 (V & Base Station)	X1(XLR 4pin male)
	Tally			Tally Out (mini-D-Sub 15p)
	TC IN	x1(BNC)	x1(BNC)	x1(BNC)
Output	HD/SD-SDI	----	----	x2 (HD/SD-SDI :BNC)
	HD/SD SDI Return	x1 (BNC)	x1(BNC)	----
	Composite	x1 (Monitor)	x1(Monitor)	----
	DC Out	x1(XLR4p),x1 (Cam-Tap)	x1(XLR 4pin)	x1 (Optical Fiber)
	Tally Out	x1 (MON D-Sub 6p)	x1(MON D-Sub 6p)	Tally Out (mini-D-Sub 15p)
	Intercom	x1 (XLR 4pin)	x1(XLR 4pin)	x1(XLR 4pin), 2W & 4W
	Head Set	x1 (4pin XLR)	x1 (4pin XLR)	x1 (4pin XLR)
	TC Out	x1(BNC)	x1(BNC)	x1(BNC)
	Optical Fiber*	x1	x1	x1
	Remote**	x1(10pin or 8pin)	x1(10pin or 8pin)	X1(10pin or 8pin)
Power		DC13.7V 7A	DC12V 20W	AC or DC12V
Size (mm)		179 x 59 x 246	180 x 169 x 91	215 x 71 x 320
Weight		1.5 kg	1.8kg	3.9kg

Remarks; \* LEMO or TAJIMI connector can be chosen, \*\*10pin for Panasonic, 8pin for Sony,

# ES- Series HD/SD SDI Multi-Core Camera System

## ES-300 Handy Camera Adaptor

## ES-500 Shoulder Camera Adaptor

## ES-600 Base Station

***Cost Effective HD/SD SDI Camera Conversion System!***

### Features;

- Full function broadcast quality multi-core system with newly developed ES cable.
- HD/SD SDI signal can be transferred with single multi-core cable\*\*.
- ES series multi-core camera system transfers;
  - \* HD/SD SDI program video
  - \* HD/SD SDI return video
  - \* Analog audio
  - \* Intercom
  - \* Tally, TC & Gen lock
  - \* Camera remote control
- Built-in SDI cable equalizer in the base station
- Multimode or single mode available
- Camera signal can be adjusted with camera remote control unit from Sony or Panasonic(depend on camera).
- V-mount battery operation
- AC/DC operation



### ES-300 Handy Camera Adaptor

- For handy type camcorder
- HD/SD SDI input from camera
- HD/SD SDI RET video output
- TALLY out
- Aux (selectable from video output or T/C input)
- Camera remote controller connectable(depend on camera)
- External audio output
- Analog audio input
- T/C output
- XLR Male 4pin intercom headset jacks (4W x1)
- DC 12V Out (Max.3.0A)
- 26-pin cable connector
- Supplied Accessory; DC Power Cable



\*Remarks; ES-300, ES-500, ES-600 for Sony, ES-300P, ES-500P, ES-600P for Panasonic type Camcorder



## ES-500, ES-500P Camera Adaptor

- For shoulder mount type camera
- HD/SD SDI input from camera
- HD/SD SDI RET video output
- TALLY out
- Aux (selectable from video output or T/C input)
- Camera remote controller(Sony or Panasonic)\*
- External audio output
- Analog audio input (XLR Female 3pin)
- Audio level meter
- XLR Male 4pin intercom headset jacks (4W x1)
- T/C output
- Video (composite or HD-Y) input
- V-mount power supply: DC12V out (Max.4.5A)
- 26-pin cable connector
- DC Power Cable




## ES-600, ES-600P Base Station

- HD/SD SDI output from camera
- HD/SD SDI RET video input
- TALLY in and out
- Aux (selectable from video input or T/C output)
- HD/SD SDI input x1(with 2 loop through) / auto detecting (SD/HD)
- HD/SD SDI Return input x1(with 2 loop through) / auto detecting (SD/HD)
- Intercom headset jack x1 on the front panel
- Intercom system jacks x4 on the back panel (2-wire x2, 4-wire x2)
- Camera remote controller(Sony or Panasonic)\*
- External audio input
- Analog audio output (XLR Male 3pin)
- T/C input
- AC power line cord jack
- 26-pin cable connector

### \*\*ES Cable Connection for HD/SD SDI

2 small cables for HD/SD SDI input(blue) and return video(red) are interwoven with 26 pin cable.



## Specifications;

Item	ES-300	ES-500	ES-600
26pin Studio cable with HD/SD SDI	yes	yes	yes
Handy Camera Adapter	yes	no	yes
Shoulder camera Adapter	no	yes	yes
Built-In Intercom : 4pin XLR	yes	yes	yes
HD/SD SDI input or output	yes	yes	yes
HD/SD SDI Return Video	yes	yes	yes
HD Component Input	yes	yes	yes
Component Input	yes	yes	yes
TC Out	yes	yes	yes
VBS Input	yes	yes	yes
VF 6pin	yes	yes	no
Camera Remote	yes	yes	yes
Audio Meter (VU/Peak)	no	yes	no
Hyper Limiter	no	yes	no
Audio Input	yes(mini)	yes(XLR)	yes(mini)
Tally Display	yes	yes	yes
Tally Output	yes	yes	yes
V-Mount	no	yes	no
2W & 4W Intercom Input	no	no	yes
DC Power	11~17V from ES-600		no
AC Power	no		Multi
Weight	900gr.	1.0kg	2.5kg
Power Consumption	4W	5W	max.120W

## Optional Accessory for Camera Conversion System;

### Optical Fiber Cable for LS/PS Series



ALC-20M 20m



ALC-50M 50m



ALC-100M 100m

### Multi-Core ES Cable for ES Series



ESC-10 10m



ESC-25 25m



ESC-50 50m

### 19" Rack Mount Frame



HS-RA95



HS-RA90 for PS-570HD & ES-600

### Intercom



DL-400 for LS & ES Series



FL-401 for PS Series



VIF-100P for Panasonic

### VF I/F Unit



VIF-100BC for Sony BC Camera



VIF-100 for Sony Pro Camera

### Other cable



VC-450 VF 6pin Cable



TC-550 Tally Connection Cable



RCC-450 Remote cable

### View Finder Monitor



HDF-700 7" Master VF



HDM-70WV 7" VF w/V-M



DC-EX3 DC Cable for EX1R/EX3



DC-Z7J for Sony



DC-P175 for P2



DC-P155 for AVCCAM



DC-XH1 for Canon XF-305/XF-300

### DC Cable

# Professional HD Monitor

## HDF-700/HDF-700V\*

## HD Camera View Finder/Field Master Monitor

*Superb picture quality and operator-oriented versatile multi-function!*

### HDF-700 Main Features;

- HD/SD SDI x2 & HD/SD Component Input
- HD/SD SDI Output (Loop Through)
- HD/SD SDI Return Video Monitoring Available
- Faithful Color Reproduction
- Versatile Multi-Function;
  - \* Auto/Manual Adjustment for Brightness / Contrast/Peaking
  - \* Various Markers & Mono/Blue Only
  - \* Wave Form Monitoring/Vector Scope Display
  - \* 16 channel Embedded Audio Display
  - \* Zebra Pattern Function
  - \* Time Code Display
  - \* Large Tally Lamp & ON/OFF Function
  - \* Built-in HD/SD SDI Error Counter
- Ultra silent cooling fan
- Durable & Light Weight
- Built-in Speaker
- Swing Arm Mechanism (Option )



- DC 12V input & Low Power Consumption(12W)
- V Mount type battery mountable ( HDF-700V )


### Versatile Functions;

#### HD/SD SDI and Component signal Inputs

HD/SD multi-format compatibility with two SDI and component Inputs.

#### Clear Peaking Function

Clear Peaking function allows easier "just-in focus".




Clear Peaking Off

Clear Peaking On


#### Monochrome Mode

Monochrome mode can be displayed with a single touch on the button of the front panel.



#### Blue only function

Blue only, red only and green only picture can be displayed



\*HDF-700V is battery mountable with V mount plate.

#### Brightness/Contrast/Peaking Adjustments

Auto setting and manual setting are available.




#### Return video signal can be monitored

With optional zoom remote controller HD/SD SDI Return video signal can be switched on and monitored.

#### Zebra pattern Display

Zebra pattern can be switched on/off and Adjustable from upper to lower limit.





## Marker Mat

3 modes (Clear/Half Tone/Black) can be displayed.



Marker Mat Clear




Marker Mat Half Tone



Marker Mat Black

## Luminance level real time monitoring with WFM function

Exposure level (over or under) of video signal can be monitored.



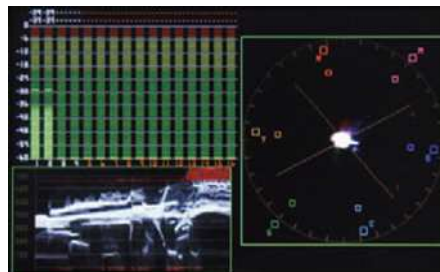
## Monitor Speaker

Audio level of each channel can be monitored.



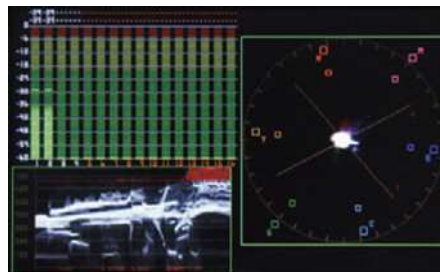
## Embedded Audio Monitoring

Embedded audio signal can be displayed for max 16 channels, 64 steps real time. Analog audio signal can be generated from desired channel among ch1 to ch8



## Vector Scope and Wave Form functions

Wave Form Monitor and Vector Scope can be displayed



## Front View & Rear View;



Front View



HDF-700 Rear View



HDF-700V Rear View



## Standard Accessory;



HDF-700 Main Unit,  
Location Stand,  
Camera Installation Pedestal  
VF Tilt Arm Stay  
CamTap  
Power Supply Cable  
AC Adaptor  
BNC Cable(1m)  
8 pin Lens Remote Cable(ASC-1B)

## Optional Accessory;



Hood HFC-700



Swing Arm STF-100



Zoom Remote AS-520



Rack Mount Adaptor HS-RA700



Carrying Case SC-700



DC Cable DC-C40M3



V-mount/Sony L type  
Battery Adaptor PBU-LS1



V-mount/Panasonic Battery Adaptor  
PBU-LP175(for P2), PBU-LP155(for AVCCAM)



## Specifications;

### LCD Panel

Panel type; TFT-LCD active matrix (TN) SDI Component  
Size; 7.0" Diagonal 480/60i(59.94i)  
Size of display area; (HxV)152.4 x 91.4 (mm)  
Panel aspect ratio; 16:9 480/60p  
Picture Resolution; 800 x 480 (H x V)  
View Angle (Up/Down): 110(50/60) Right/Left:  
Color reproduction; 8 bit

### INPUT;

HD/SD SDI BNC x1  
Return BNC; x1: HD/SD SDI  
HD Analog Component BNC x3: 1Vp-p75Ω

### Tally;

Tally 1 BNC x1:Green(2V-4V)/Red(4.1V-5V)/OFF(0V-2V)  
Tally 2 BNC x1:Red(Short)/OFF(Open)

### OUTPUT;

Video Monitor BNC x1: HD/SDI Through output  
Audio Monitor XLR 3Pin(Male)x2: LINE 0dB  
Headset Stereo mini-jack φ6.3mm

### GENERAL;

Weight approx 1.2Kg with stand  
Dimensions(WxHxD) Approx. 195 x 151 x 62 (mm)  
Power requirement XLR 4pin(male)x1: DC 12V(10-16V)  
Power consumption Approx. 24W(2A)  
Operating temperature 0°C to 40°C  
Operation humidity 30% to 85%  
Storage temperature -10°C to 40°C  
Storage humidity 0% to 90%

### Input Frame Rate

### Signal type

480/60i(59.94i)

SDI

Component

Yes

Yes

576/50i

Yes

Yes

480/60p

Yes

576/50p

Yes

720/60p

Yes

720/50p

Yes

720/30p

Yes

720/25p

Yes

720/24p

Yes

1080/60(30PsF)

Yes

Yes

1080/50i(25PsF)

Yes

Yes

1080/48i(24PsF)

Yes

Yes

1080/30p

Yes

1080/25p

Yes

1080/24p

Yes

VGA; 640x480

Yes

SVGA; 800x600

Yes

XGA; 1024x768

Yes

SXGA; 1280x1024

Yes

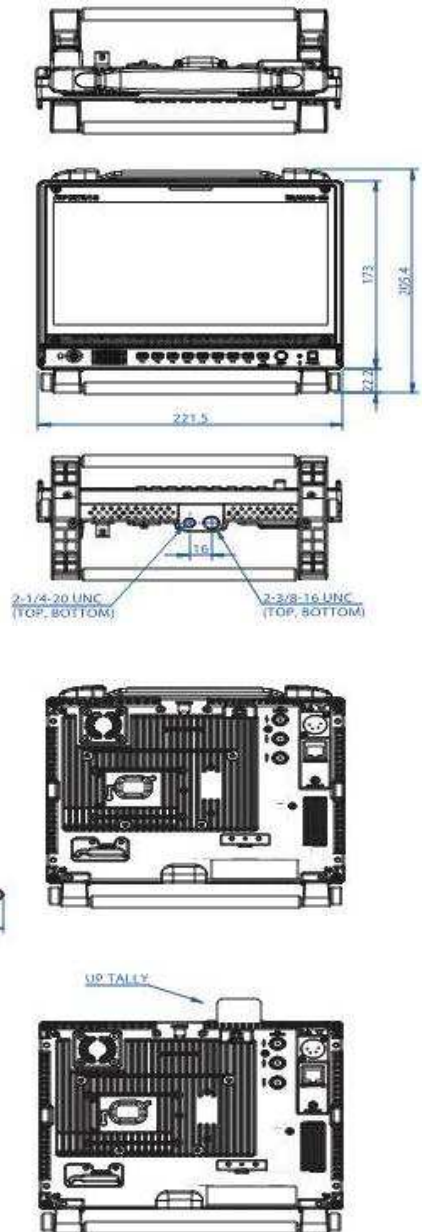

UXGA; 1600x1200

Yes

# Professional HD Monitor

## HDM-900WD 9" HD Monitor with cross media converter

**3D/2D High Picture Quality with Versatile multi-function!**



### Key Features;

1. World first monitor has built-in Cross Media Converter
2. Wide chrome bandwidth for pure color reproduction
3. 3D ready with 3D eye glass
4. Side by side 3D input method
5. Wave Form Monitor
6. Vector Scope
7. 16 channel embedded audio meter
8. Real time over and upper luminance warning display
9. 3G/HD-SDI through out
10. Marker display
11. Red/Blue/Green /Mono display
12. Built-in speaker and headphone jack
13. DC 12V operation
14. Enable to 19" rack mount with optional adaptor

Acceptable Signal Format ;

HD : 1080i/60/50, 1080P/60/50/30/25/24, 1080PsF/30/25/24, 720P/60/50/30/25/24,  
SD : 480i/60, 576i/50, 576P/50(HDMI), 48P/60(HDMI)

# Specifications HDM-900WD

## Display

LCD Panel	TFT-LCD Active Matrix LCD (IPS)
Size	9.0 inches diagonal ( 198.7(H) x 111.7(V) mm )
Aspect Ratio	16 : 9
Resolution	960(H) x 540(V) x 3(RGB), Effective Pixels
Viewing Angle	170° (H), 170° (V)
Color	16.77M Colors (8 bit)

## Input / Output

DC IN	XLR 4-pin (male)
SDI(HD/SD) IN	BNC x2
SDI(HD/SD) OUT	BNC x1:
ANALOG IN CVBS Y—C Y—Pb—Pr	BNC x3: 1Vp-p, 75Ω Composite x1 (BNC x1) Y/C x1 (BNC x2) HD component x1 (BNC x3)
HDMI IN	HDMI x1
HDMI OUT	HDMI x1
AUDIO IN	φ 3.5 Stereo Jack x1
AUDIO OUT	φ 3.5 Stereo Jack x1
HEADPHONE MONITOR	φ 3.5 Stereo Jack x1
MONITOR SPEAKER	Mono x1
REMOTE	8-pin x1 RJ45 7 GPI (USER preset functions)

## General

Power requirement	DC 12V (10V - 16V)
Power consumption	approx. 18W (1.5A)
Weight	approx. 1.8 kg
Dimensions (WxHxD)	approx. 221.5x 173 x 45.3 mm (8.7 x 6.8 x 1.8inch) ( main body )
Operating Conditions	Temperature 0° C to 40° C (20° C to 30° C recommended)
	Humidity 30 % to 85 % (non dew)
Storage Conditions	Temperature -10° C to 40° C
	Humidity 0 % to 90 %

## Video Format

Format*	1080i/60/50/48	Automatic Detection
	1080Ps/30/25/24	
	1080p/30/25/24	
	720p/60/50/30/25/24	
	576i/50, 480i/60	
	576p/50, 480p/60	

## Accessories

AC Power Adaptor / Instruction Manual
---------------------------------------

\*Remarks; Some input signal may not be supported.

# Professional HD Monitor

## HDM-1800 W 18" HD Field/Studio Monitor



### Key Features ;

- HD/SD-SDI, HD Component Input
- TC Display
- Tally Indicator
- 16ch. Audio Meter display
- RGB only & Marker display
- Wave Form monitor & Vector Scope
- 24p Input

Features & Specifications	HDM-1800
Measurement Display (Vector Scope/Waveform)	yes
HD/SD-SDI	yes
HD Component	yes
16ch. Audio Meter	yes
R.G.B. only	yes
TC Display	yes
24P input	yes
Zebra display	yes
Marker display	yes
19" Rack mount	yes
DC Power	DC 12V 4pin XLR
AC Power	Multi-Voltage

### Option;

Hard Carrying Case SC-1700



1) Easy to carry



2) Pull out



3) With hood



# Specifications

## HDM-1800W

### Display

LCD Panel	TFT-LCD Active Matrix LCD
Size	18.5 inches diagonal ( 409.8(H) x 230.4(V) mm )
Aspect Ratio	16 : 9
Resolution	1366(H) x 768(V)
Viewing Angle	130° (H), 110° (V)
Color	16.7M Colors (8 bit)

### Input / Output

SDI(3G/HD/SD) IN	BNC x2:SDI
SDI(3G/HD/SD) OUT	BNC x1: Loop Through
ANALOG INPUT	<div> <div>BNC x3:</div> <div> <div>Composite CVBS</div> <div>S-VIDEO Y/C</div> <div>Component Y/Pb/Pr</div> </div> </div>
	HD D-sub 15-pin x1: (HD15) RGB
DVI IN	DVI - I x1: Digital / Analog
AUDIO OUT	Rear Stereo Jack x1(φ 3.5), Front Stereo Jack (Headphone) x1(φ 3.5)
AUDIO IN	Rear Stereo Jack x1(φ 3.5)
REMOTE	RJ45 7 GPI (USER preset functions) 8-pin x1

### General

Power requirement		AC 100 - 240 V, DC 24 V XLR 4-pin(male)x1DC
Power consumption		approx. 40W
Weight		approx. 5.0 kg
Dimensions (WxHxD)		approx. 442 x 307 x 80 mm ( main body )
Operating Conditions	Temperature	0° to 40° C (20° to 30° C recommended)
	Humidity	30 % to 85 % (no condensation)
Storage Conditions	Temperature	-10° to 40° C ( -20° to 60° C)
	Humidity	0 % to 90 %

### Video Format

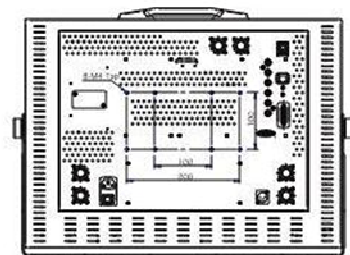
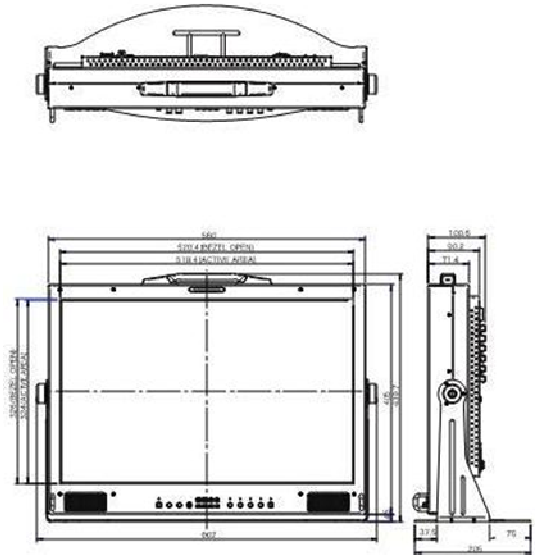
Detection	Full Automatic Detection	
Format	High Definition	1080p/30 /25 /24( SDI )
		1080i/60 /50 /48 (PsF)( SDI / Component )
		720p/60 /50 /30 /25 /24( SDI )
	Enhanced Definition	480p/60, 575p/50( Component )
	Standard Definition	480i/60 , 575i/50( SDI / Component )
	VGA, SVGA, XGA, SXGA, UXGA	

### Accessories

AC Power Cord/Instruction Book

# Professional HD Monitor

## HDM-2400W 24" HD Professional LCD Monitor



### Main Feature;

- HD/SD SDI x2, Analog Input & DVI Input
- HD/SD SDI Output (Loop Through)
- Faithful Color Reproduction
- Versatile Multi-Function;
  - \*Auto/Manual/Brightness/Contrast
  - \*Various Markers & Mono/Blue Only
  - \*Wave Form Monitor/Vector Scope Display
  - \*16 channel Embedded Audio Display
  - \*Zebra Pattern Function
  - \*Time Code Display
  - \*Large Tally Lamp & On/Off Function
  - \*Built-in HD/SD SDI Error Counter
- Built-in Speaker
- Multi-Power Supply; AC(100V-240V) or DC24V(XLR4p)

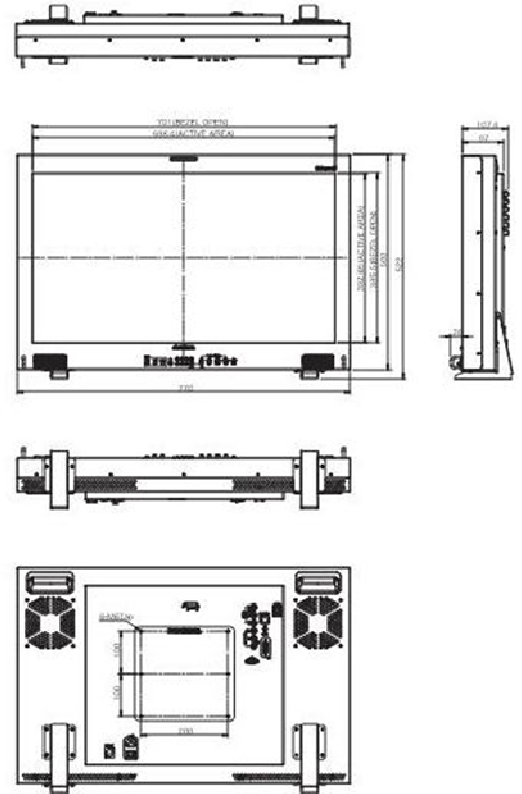
# Specifications

## HDM-2400W

Display		
LCD PanelLCD		TFT-LCD
Size		24.1 inches diagonal ( 518.4(H) x 324.0(V) mm )
Resolution		1920(H) x 1200(V), WUXGA
Contrast Ratio		1000 : 1
Viewing Angle		170° (H), 170° (V)
Color		1.07B Colors
Input / Output		
SDI(3G/HD/SD) IN		2×BNC
SDI(3G/HD/SD) OUT		1×BNC: Loop Through
ANALOG INPUT		3×BNC:                   Component Y/Pb/Pr Composite CVBS S-VIDEO Y/C
		1×HD D-sub 15-pin: (HD15) RGB
DVI IN		1×DVI - I: Digital / Analog
AUDIO IN		1×ϕ 3.5 Stereo Jack (Rear)
AUDIO OUT		1×ϕ 3.5 Stereo Jack (Rear), 1×ϕ 3.5 Stereo Jack (Headphone) (Front)
SPEAKER		Built-in Stereo Speaker (3 W + 3 W)
REMOTE		RJ45 7 GPI (USER preset functions) 8-pin x1
General		
Power requirement		AC 100 - 240 V or DC 24 V
Power consumption		90 W (24 V 3.8 A)
Weight		11 kg
Dimensions (WxHxD)		602 x 405 x 100.6 mm
Operating Conditions	Temperature	0 ° to 40 ° (20 ° to 30 ° C recommended)
	Humidity	30 % to 85 %
Storage Conditions	Temperature	-20 ° to 60 ° C
	Humidity	0 % to 90 %
Video Format		
Format		1080p/30 /25 /24( SDI )
		1080i/60 /50 /48 (PsF)( SDI / Component )
		720p/60 /50 /30 /25 /24( SDI )
		480p/60, 575p/50( Component )
		480i/60 , 575i/50( SDI / Component )
		VGA, SVGA, XGA, SXGA, WXGA, WUXGA
Accessories		
AC Power Cord /Instruction Book		

# Professional HD Monitor

## HDM-3200W 32" HD Professional LCD Monitor



### Main Feature;

- HD/SD SDI x2, Analog Input & DVI Input
- HD/SD SDI Output (Loop Through)
- Faithful Color Reproduction
- Versatile Multi-Function;
  - \*Auto/Manual/Brightness/Contrast
  - \*Various Markers & Mono/Blue Only
  - \*Wave Form Monitor/Vector Scope Display
  - \*16 channel Embedded Audio Display
  - \*Zebra Pattern Function
  - \*Time Code Display
  - \*Large Tally Lamp & On/Off Function
  - \*Built-in HD/SD SDI Error Counter
- Built-in Speaker
- Multi-Power Supply; AC(100V-240V) or DC24V(XLR4p)



# Specifications

## HDM-3200W

Display		
LCD Panel		TFT-LCD
Size		31.55 inches diagonal ( 698.4(H) x 392.85(V) mm )
Resolution		1920(H) x 1080(V)
Viewing Angle		170° (H), 170° (V)
Color		1.07B Colors (10 bit)
Input / Output		
SDI(3G/HD/SD) IN		BNC x2:
SDI(3G/HD/SD) OUT		BNC x1: Loop Through
ANALOG INPUT		BNC x3: Component Y/Pb/Pr Composite CVBS S-VIDEO Y/C
		HD D-sub 15-pin x1: (HD15) RGB
DVI IN		DVI - I x1: Digital / Analog
AUDIO IN		φ 3.5 Stereo Jack x1(Rear)
AUDIO OUT		φ 3.5 Stereo Jack x1(Rear), φ 3.5 Stereo Jack (Headphone) x1(Front)
SPEAKER		Built-in Stereo Speaker (3 W + 3 W)
REMOTE		RJ45 7 GPI (USER preset functions) 8-pin x1
General		
Power requirement		AC 100 - 240 V
Power consumption		118 W
Weight		15 kg
Dimensions (WxHxD)		770 x 500 x 107.4 mm
Operating Conditions	Temperature	0 ° to 40 ° C (20 ° to 30 ° C )
	Humidity	30 % to 85 %
Storage Conditions	Temperature	-20 ° to 60 ° C
	Humidity	0 % to 90 %
Video Format		
Detection		Full Automatic Detection
Format		1080p/30 /25 /24( SDI )
		1080i/60 /50 /48 (PsF)( SDI / Component )
		720p/60 /50 /30 /25 /24( SDI )
		480p/60, 575p/50( Component )
		480i/60 , 575i/50( SDI / Component )
		VGA, SVGA, XGA, SXGA
Accessories		
AC Power Cord AC/Instruction Book		

# Professional HD Rack Mount Monitor

## HDM-4000 4.3" HD Quad Monitor



### Key Features ;

- 19" EIA Rack Mountable
- 2U 4.3" Quad Monitor
- HD/SD SDI Input & Output(Loop through)
- 16ch. Embedded Audio Monitoring
- RGB only, Mono only & Marker display
- Faithful Color Reproduction
- Wave Form Monitor & Vector Scope
- Zebra Pattern Display

## HDM-3000 5" HD Triple Monitor



### Key Features ;

- 19" EIA Rack Mountable
- 3U 5" Triple Monitor
- HD/SD SDI Input & Output(Loop through)
- 16ch. Embedded Audio Monitoring
- RGB only, Mono only & Marker display
- Faithful Color Reproduction
- Wave Form Monitor & Vector Scope
- Zebra Pattern Display

## HDM-2000 7" HD Dual Monitor



### Key Features ;

- 19" EIA Rack Mountable
- 3U 7" Dual Monitor
- HD/SD SDI Input & Output(Loop through)
- 16ch. Embedded Audio Monitoring
- RGB only, Mono only & Marker display
- Faithful Color Reproduction
- Wave Form Monitor & Vector Scope
- Zebra Pattern Display

### Optional Accessory;



OC-COMP  
Component In Adapter  
(RGB/Y,Pb,Pr)



OC-DVI  
DVI In Adapter  
(Digital Signal only)

## Specifications;

Model No.	HDM-4000	HDM-3000	HDM-2000
Display Panel	Quad	Triple	Dual
LCD Panel	TFT (TN)	TFT (IPS)	TFT (TN)
Size	4.3"	5.0"	7.0"
Aspect ratio	16:9/4:3 switchable	16:9/4:3 switchable	16:9/4:3 switchable
Display Area (HxV)	95.0x55.8(mm)	108.0 x 64.8(mm)	152.4 x 91.4(mm)
View Angle	45° (V)x65° (H)	85° (V)x85° (H)	50° (V)x65° (H)
Resolution	800 x 480	800 x 480	800 x 480
Color Reproduction	16.7M Colors	16.7M Colors	16.7M Colors
<b>IN/OUTPUT</b>			
INPUT	HD/SD-SDI x1	HD/SD-SDI x2	HD/SD-SDI x2
	HD Component (option)	HD Component (option)	HD Component (option)
	DVI(option)	DVI(option)	DVI(option)
	24p Input	24p Input	24p Input
Output (Loop-through)	HD/SD SDI	HD/SD SDI	HD/SD SDI
Remote Control	RJ-45 7 GPI (user preset functions)	RJ-45 7 GPI (user preset functions)	RJ-45 7 GPI (user preset functions)
WFM & Vector Scope	Yes	Yes	Yes
Headphone Jack 3.5Φ	Yes	Yes	Yes
Time Code Display	Yes	Yes	Yes
Embedded Audio Display	16ch.	16ch	16ch
Red/Blue/Green/Mono only	Yes	Yes	Yes
Tally Input	Yes	Yes	Yes
<b>General</b>			
Power Supply	DC 12V 4pin XLR	DC 12V 4pin XLR	DC 12V 4pin XLR
AC Adaptor	Included	Included	Included
Power consumption	48W (4A)	36W (4A)	24W (2A)
Monitor Weight (kg)	2.4 kg	2.7 kg	2.7 kg
Size(WxDxH mm)	480.8 x 88.1 x 60.5	480.8 x 132.6 x 60.5	480.8 x 132.6 x 60.5

# HD Digital Field Live Switcher

**VSE-500HD for 1080/59.94i**

**VSE-500HD50i for 1080/50i**

***Compact, Easy Set-up & Simple Operation for Field Production!***



## Key Features ;

- Simple & Compact HD Live Switcher
- Max. 6 HD-SDI input (x1 Title IN)
- Built-In Frame Synchronizer
- 13 Wipe Patterns & Mix.
- Boarder ON/OFF
- Large Switching Lever
- Monitor Pre-View Function
- Built-In SDI Signal Equalizer
- Over wrap, Direct Cut operation
- AC & DC operation
- Light weight 1.4kg & Heavy Duty design.

## Compact, Simple & Easy Operation

VSE-500HD/VSE-500HD50i is basically designed to satisfy field production needs, where requires mobility, quick/ easy set-up and simple operation, it's really

operator oriented field switcher.

Even compact body overlap, noiseless direct cut and 13 pattern wipe functions combined with high quality image processing, digital interface of HD-SDI Input/output, supports AC/DC power supply. It's ideal switcher for field live or event production.

## 6 Channel Inputs

5 HD SDI inputs and one Title input available, the Title input can be used as the 6<sup>th</sup> HD SDI input By switching on Menu when the Title input not Required.

All inputs has loop through outputs to facilitates monitor connection, etc.

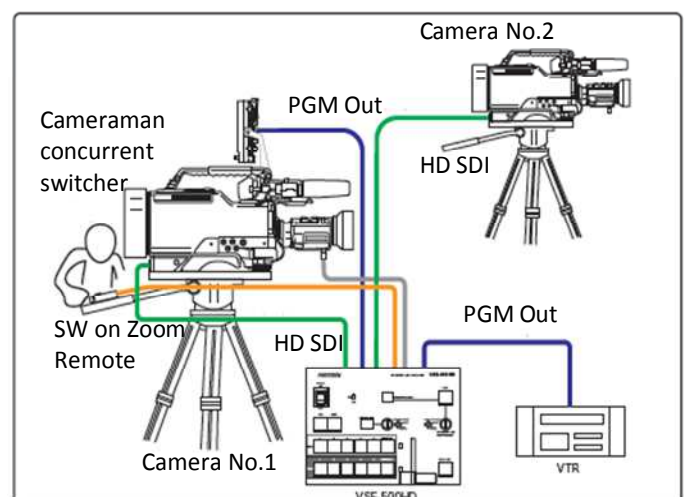


## Built-in Frame Synchronizer

Frame Synchronizer is incorporated to support noiseless direct cut and it's also available to switch off for external sync.

## Auto Take

This mode executes selected effect such as overlap, cut wipe with pre-set transition time duration (0-200frames) automatically. With optional Auto Take switch AR-53 or zoom remote control unit you can switch On the mode from camera side, it means one cameraman operates two cameras via the switcher as shown as bellow;







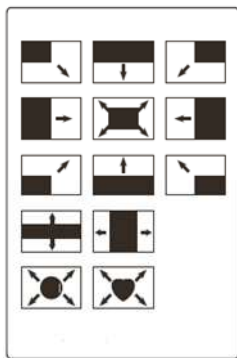
Operation Panel



Rear View

### 13 Wipe Patterns Available

13 Wipe Patterns are available including round wipe, square wipe, heart wipe, etc. Border on/off and the width adjustment, back color change matte or video also available.



### Robust, Compact and Light weight

Designed robust & compact metal chassis body to endure rough & severe operational circumstances and light weight(1.4kgs)

### Tally Function

Tally function is available in connection with 15p tally out terminal and Nipros camera conversion system you can enjoy tally function like large TV studio.

### Title Insertion

Key title can be inserted with key pattern or character shot by key camera as well as PC, the border can be switched on/off.

### Cable Loss Compensation Circuit

In order to compensate cable loss between camera and the switcher cable loss compensation circuit is incorporated.



## Optional Accessory

### SCR-500

19" System Rack, HDM-2000, HDM-4000 and VSE-500HD can be installed.



### HS-RA80

Rack-mount kit to install VSE-500HD to EIA rack



### SC-550

Hard Carrying Case VSE-500HD, HVF-700, and Intercom can be Carried.



### AR-53

Auto take switch  
for VSE-500HD



### TU-600

BNC output adaptor  
of the tally signal of  
VSE-500HD



## Specifications;

Video format :	HD-SDI 1080/59.94i (VSE-500HD) HD-SDI 1080/50i (VSE-500HD50i) Y:Cb:Cr, 4:2:2 10bit
Video signal process Sampling:	5 channels
Video input HD-SDI IN (1080/60i):	1 channel (SDI input possible)
TITLE IN:	HD-SDI OUT (1080/60i): 5 channels
Video output:	1 channel (TITLE IN throughout)
TITLE OUT :	4 channels
PGM OUT:	1 channel
PREVIEW OUT:	Direct cut, Overlap wipe
Video switching:	13
Number of wipe pattern:	From 0 frame to 240 frames
Transition time:	number of key : 1 channel
Title key:	priority; wipe/mix when wipe/mix used
	priority; title when title used
Kind of key:	liner, luminance, absolute
Tally:	RED TALLY, GREEN TALLY
	D-sub 15-pin female
2-camera by one person:	A/B switching by zoom remote control (PAT.P)
Sync. Generator:	Sync out: 4 channels
External Sync. :	Yes RF In: 1 channel
	Built-in frame synchronizer (ON/OFF)
Power supply:	DC12V $\pm$ 10%, 1A
Operating temperature:	0° C – 40° C
Operating humidity:	10% - 90%
Dimension:	210mm x 60mm x 154mm (W x H x D)
Weight :	Approx. 1.4kg
Accessory :	DC Power supply

## FS-302P , 3 channel the Press Mixer



### Key Features & Specifications;

- Field News oriented design
- 3 channel monaural mixing
- Built-in hyper limiter for individual input channel and master limiter for output channel
- VU/PEAK two way switchable meter enables to confirm exact audio recording level
- Visible operation panel enables to make sure operating position of output channel A/B easily.
- Wide input and output range
- Input; XLR-3p x3 (Input level; Mic. -70 – 36dBm/Line -30 -+4dB)/ impedance 600Ω
- Output; XLR-3p x2( Output level+4; +4/0/-20/-60dBm)/RCA stereo mini each2 x2  
(Output level, RCA. Stereo mini ; -10dBV/Head phone; 63Φ stereo std. 1/Φ35stereo mini x1)
- Frequency Response; 20 – 20KHz ±1dB
- S/N Ratio; 60dB(-70dBm input)
- XLR Input; P-48 & AB-12
- Size( WxHxD ); 180 x 58 x 141mm
- Weight; 1.6Kgs
- Power Supply; AAx8 Batteries/ DC12V/0.12A



Input Panel



Input hyper limiter



Output master limiter



VU/PEAK meter



Output Panel



Visible output channel



Wide input/output range



### Supplied Accessory;

SC-302 Carrying Case  
for FS-302P



## FS-40X , 4 channel Field Mixer



### Key Features & Specifications;

- Field audio production oriented design
- 4 channel stereo/monaural mixing
- Non mix direct output from individual input channel available with side panel switch
- Built-in hyper limiter for individual input channel and master limiter for output channel
- VU/PEAK two way switchable meter enables to confirm exact audio recording level
- Built-in equalizer in each individual channel with low cut filter to eliminate low frequency noise
- XLR 5pin input x1 for MS microphone available
- Robust, compact and light weight
- Input; XLR-3p x4 (Input level; Mic. -70 – 36dBm/Line -30 +4dB)/impedance 600Ω
- Output; XLR-3p(L/R) x2( Output level+4; +4/0/-20/-60dBm)/RCA stereo mini each2 x2  
(Output level, RCA. Stereo mini ; -10dBV/Head phone; 63Φ stereo std. 1/Φ35stereo mini x1)
- Frequency Response; 40 – 20KHz ±1dB
- S/N Ratio; 59dB(-70dBm input)
- XLR Input; P-48 & AB-12
- Size( WxHxD ); 181 x 60 x 160mm
- Weight; 1.8Kgs
- Power Supply; AAx8 Batteries/ DC12V/0.12A



Input Panel



Hyper limiter & master limiter



Equalizer & low cut filter



Output Panel



XLR 5 pin input for MS microphone

### Supplied Accessory;

**SC-40X;**  
Carrying Case for FS-40X



### Option;

**MB-40X;** Quad VU/PEAK  
monitoring meter





## FS-805 , 8 channel OB Van Mixer



### Key Features & Specifications;

- 19" rack mountable design audio mixer for OB van/event production
- 8 channel stereo/monaural mixing
- Built-in intercom enables to communicate Nipros wired intercom system FD-400A
- Built-in hyper limiter for individual input channel
- VU/PEAK two way switchable meter enables to confirm exact audio recording level
- Built-in equalizer in each individual channel with low cut filter to eliminate low frequency noise
- Both L/R stereo input level can be controlled with L channel volume at link switch on position
- Space saving front panel operation
- Input; XLR-3p x4 (Input level; Mic. -70 – 36dBm/Line -30 -+4dB)/impedance 600Ω
- Output; XLR-3p(L/R) x2( Output level+4; +4/0/-20/-60dBm)/RCA stereo mini each 2 x2  
(Output level, RCA. Stereo mini ; -10dBV/Head phone; 63Φ stereo std. 1/Φ35 stereo mini x1)
- Frequency Response; 40 – 20KHz ±1dB
- S/N Ratio; 59dB(-70dBm input)
- XLR Input; P-48 & AB-12
- Size( WxHxD ); 430 x 88 x 280mm
- Weight; 5.8Kgs
- Power Supply; DC12V/AC100V-220V 32W



Rear Panel



Front panel operation



Link SW for stereo volume control



Built-in pan pod enables continuous volume control



Transformer circuitry installed In both of input/output to eliminate noise

# Audio Mixer

## FS-205 , Hyper Limiter



Front View



Upper View



Lower View



Wide input/output range;

### Key Features & Specifications;

- Compact, light weight and simple operation
- 1 input/2 output or 2 input/2 output switchable
- Excessive input level more than 30dB can be limited instantly to protect distortion
- VU/PEAK two way switchable meter enables to confirm exact audio recording level
- Wide input and output range
- Input; XLR-3p x3 (Input level; Mic. -60 dBu/Line -20 /+4dB) impedance 3K $\Omega$
- Output; XLR-3p malex2(output level +4/-20/-60dBm)/RCA (output level;-10dB)  
Head phone;  $\Phi$ 35stereo mini x1
- Frequency Response; 50 – 15KHz  $\pm$  1dB
- S/N Ratio; 54dB(-60dBm input)
- XLR Input; P-48
- Size( WxHxD ); 104 x 147 x 36mm
- Weight; 560gs.
- Power Supply; DC12V/0.14A

### Options;

#### BAT-205

AA3 Battery case



#### PBU-L205

V-mount battery adaptor



#### BLT-205

Shoulder Belt



#### MA-20(20cm)/MA-200(2m)

Mixing Adaptor



### Application;

- One man operated ENG camera audio recording
- Audio level adjustment for Video Editing/Dubbing
- Audio insertion
- Combination with wireless microphone system
- As 2 channel mixer

# Others – Intercom

## FD-400A Wired Intercom System

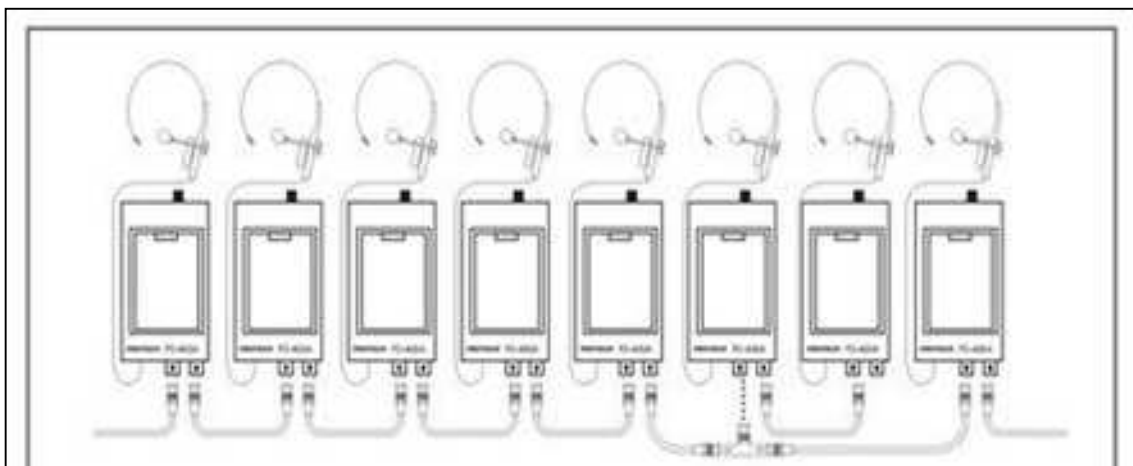
*Simple & Easy Wiring for quick communication start!*




### Key Features & Specifications ;

- 1 Simple & easy wiring with BNC cable.
- 2 Enable to connect max. 10 pieces of the unit and max. 1 Km. can be extended.
- 3 Robust and light weight
- 4 Head set is included as supplied accessory.
- 5 Built-In equalizer for clear audio listing
- 6 Line impedance : 220 ohms
- 7 Size : 75 x 110 x 32 mm.
- 8 Weight : 270 gr.
- 9 AA x2 batteries or external DC 9~18V
- 10 Power consumption : 0.1W

### FD-400A System chart ;



FD-400A max. 10 pcs, able to use max. 1 km by just connecting BNC cable.



# Others - Shoulder Adaptor

## ST-7J Shoulder Adaptor for Handheld Camcorder



Carrying Handle Video & DC power Junction Box

## ST-7\* Shoulder Adaptor for Sony PMW-EX3



V-Mount battery attachable

### Key Feature & Specifications;

1. Shoulder type operation for Handheld type Camcorders.
2. Long operation time with V-Mount Li-ion Battery.
3. For Sony, Panasonic, Canon and JVC Handheld Camcorders
4. Dimensions (WxHxD); 153x240x449mm(ST-7JP), 104x170x449mm(ST-7)
5. Weight; 1.5Kgs (ST-7JP), 1.0Kg (ST-7)

### Main Functions;

1. Steady operations for Handheld Camcorders by using ST-7 adapter
2. Built-in V-Mount with D-Tap plate for long & simple power management
3. Three BNC video terminals for easy signal interface.
4. Built-in 4pin XLR 4p DC 12V terminals for AC adaptor operation.
5. Quick attach & release by using tripod mount plate.
6. Large handle for easy carrying style ( ST-7JP only).

### Options;

1. DC-Z7J; DC cable for Sony camcorder using NP-F970 battery
2. DC-EX3; DC cable for Sony PMW-EX3 camcorder.
3. DC-P175; DC cable for Panasonic P2 camcorder using D-54 battery.
4. DC-P155; DC cable for Panasonic AVCCAM using VBG6 battery
5. DC-XH1; DC cable for Canon XF305/XF300 camcorder.
6. DC-JVC1; DC cable for JVC GY-HM600 camcorder
7. VST-14; Tripod Adaptor



DC-Z7J



DC-EX3



DC-P175



DC-P155



DC-XH1



DC-JVC1



\*Remarks; ST-7 is only for Sony PMW-Ex3, ST-7J is for all other Handheld Camcorders.



# Others - LED On Camera Light

## UC-600A/UC-600i High Bright LED Light



### Key Features ;

- 1 High Bright LED with Aspherical Lens.
- 2 Meet Wide Screen Camera shooting.
- 3 Built-In Arm design for Flexible positioning.
- 4 Twin LED Tungsten & Day Light.
- 5 Built-In Dimmer control.
- 6 Included 70° & 90° Lens.
- 7 Compact & Light weight with Heavy Duty design.

### Specifications ;

- 1 UC-600A with 20cm D-Tap DC cable.
- 2 UC-600i with 50cm D-Tap DC cable.
- 3 Power : DC 6~20V
- 4 Size : 60 x 78 x 95 mm
- 5 Weight : 280 gr.

### Two Model Available

**UC-600A;** LED Light with 20cm D-Tap DC Cable



**UC-600i;** LED Light with 50cm D-Tap DC Cable



### High bright and Flat Light

With high power 7W LED and aspherical lens realizes high bright and less blur flat light.



### Twin LED Light

Color temperature can be adjusted with dimmerable two different type LED lights (Tungsten and Daylight)



Rear View



Raised Position

### Flexible positioning with built-in arm

Desirable height and angle can be positioned with built-in arm.



## VHD-2200 Dual-directional SDI Re- Clocker

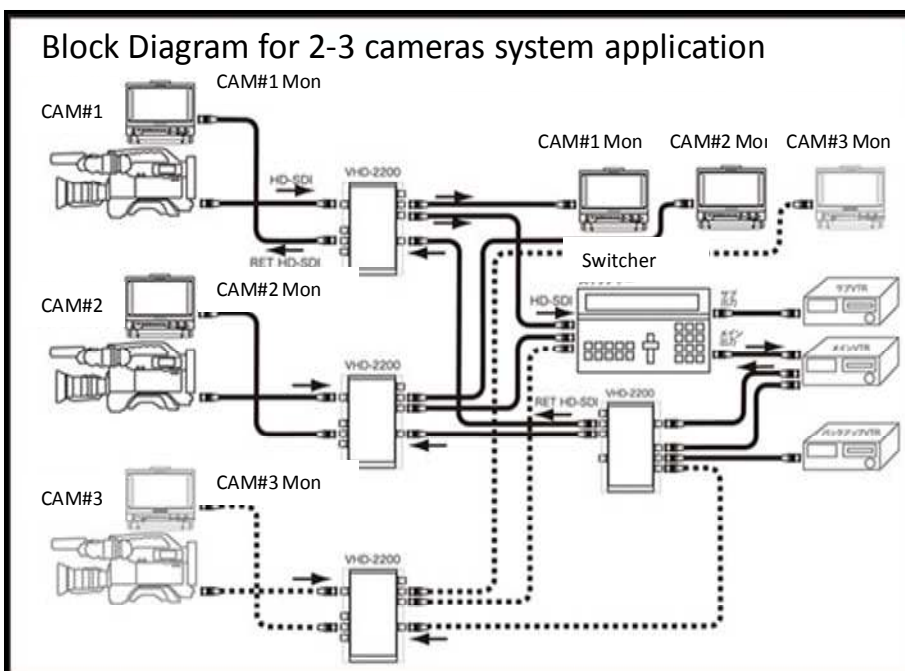


Right Side Panel

Left Side Panel

### Key Features/Specifications ;

- SDI signal cable loss compensation
- Attenuated SDI signal can be relocked and restored up to original level
- SDI input and output positions are reversed on left side panel and right side panel
- Program line and return signal can be connected at same time
- Input; HD/SD SDI x2, Output; HD/SD SDI x2
- LED indicators for input signals
- Dimensions ( WxHxD ); 92 x 138 x 42mm
- Weight; 450g
- Power Supply; DC12V



## F1 Audio Embedder

**Individual 4 CH. Analog Audio Signal can be embedded!**

**XLR Mic. /Line level input!**

**Time Code Output!**



### Audio Delay Adjustment

0 to 3 frames delay can be adjusted for each channel



### Audio bar meter for easy adjustment



### Time Code Output

Enable to synchronize handheld camcorder and shoulder camcorder with Time Code



## Key Features/Specifications;

- 4 channel analog audio signal can be embedded individually
- 0 to 3 frames delay can be adjusted in each channel
- Large audio bar meter for each channel
- Audio insertion channel position can be selected(4 groups divided; ch.1-4, ch.5-8, ch.9-12 and ch.13-16)
- Each channel has built-in hyper limiter
- Microphone/Line slide selector
- TC output from HD/SD SDI incoming signal available
- Input level; XLR 48V/-60dB/-20dB/+4dB
- Dimensions (WxHxD) ; 92 x 138 x 75mm
- Weight; 600gs
- Power Supply; AA2 x2 or DC 9-18V 0.1W

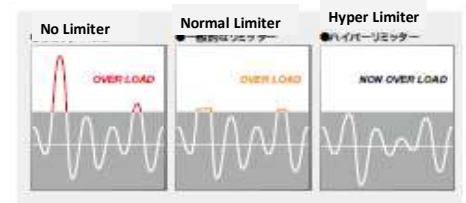
### XLR Mic./Line Input

Audio Input level can be adjusted from 48V/-60dB/-20dB/+4dB with slide SW Located on front panel



### Built-in Hyper Limiter

Each individual audio channel has built-in Hyper Limiter to minimize unexpected Audio distortion or noise



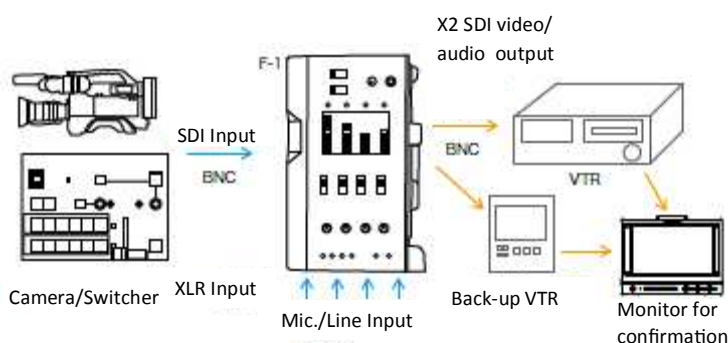
### DC Power Supply

DC power can be supplied from V-mount Battery or XLR 4p Input



### HD SDI 2 Outputs


Two HD-SDI outputs are available





# Others

## NC-400 Noise Eater



### Key Features;

- Audio noise caused by electric power, cable connection, etc. generated from GND. at production site can be canceled or reduced with built-in Earth Lift circuit.
- XLR 3p input is for line level and the output is Mic. Level, RCA input is Mic level and both of XLR 3p output and XLR 5p output is available, all input signal can be adjusted with trim volume attenuator.
- Both of balanced with XLR or unbalanced with RCA audio input, through out or Mic. Level can be selected.
- Audio input signal from XLR or RCA input can be distributed 2 outputs, it means the same audio signals can be supplied 2 video recorders simultaneously, XLR 3p output for video recorder which has balanced input nad XLR 5p output for camcorder which has XLR 5p stereo input.
- The earth circuit can be cut off from the both of input and output independently, it means that appropriate circuit can be built-up according to the connecting equipment

### Specifcarions;

- Audio Input; LINE/MIC; XLR-3S x2/ RCA x2 Output; XLR-3P x2 XLR-5P x1
- Dimensions ( WxHxD ); 134 x 35 x 96mm
- Weight; 390g
- Power Supply; DC12V, Power Consumption; less than 25W

Optional Accessory  
Connection cable for  
Panasonic AG-HMR10  
MS-200



NC-400 Input Panel



NC-400 Output Panel



# Lens Remote Controller

## AS-1\* Zoom Remote Controller

### Key Features/Specifications ;

- Zoom remote controller for Panasonic/Sony/Canon camcorder.
- Fujinon/Canon zoom lens can be remote controlled
- with return or recording start switching function
- Supplied Accessory; Tripod attachment , 8pin zoom remote cable and 3.5Φ pin jack cable

\*Remarks; AS-1P is only for Panasonic Handheld Camcorder



### Optional Accessory

FC-12P 8p-12p I/F Cable for Fujinon broadcast type lens



## FR-P1 Focus/Iris Remote Controller

### for Panasonic Handheld type Camcorder

### Key Features/Specifications ;

- Exquisite touch focus control can be realized.
- Iris also can be remote controlled
- Supplied Accessory; Tripod attachment , 2.5Φ pin jack remote cable



## Lens Remote Control Box

### RM-P250 for Panasonic Handheld Camcorder

### RM-S1 for Sony/Canon Handheld Camcorder



### Optional Accessory



Remote Control Cable 10m  
Extension Cable; 10m, 30m



HS-RM1 Rack Mount Adaptor

### Key Features/Specifications ;

- Lens can be controlled from remote area such as studio, max distance is 50m.
- Zoom, focus and Iris can be remote controlled
- Supplied Accessory; Pin jack remote cables (3.5Φ & 2.5Φ 1m) each
- Dimension; 47mm(W) x 130mm(L) x 50mm(D), Weight; 210g



# ***Memo***

---



## Warranty and Service Policy;

1. Free service for one year from the day of purchase if the problem is caused by manufacturing errors except items which have not any electronic circuit such as cable, soft carrying case , hard carrying case, etc., free service for those items can be provided only in case of the defect /malfunction at time of the purchase.
2. The components and maintenance service fee will be charged if the warranty period has expired.
3. Free Service will not be provided in the following situations: (\* Even if the product is still within the warranty period.)
  - Damage caused by abuse or misuse, dismantling, or changes to the product not made by the company.
  - Damage caused by natural disaster, abnormal voltage, and environmental factors etc.

## Systec International Overseas Subsidiary



1. Head Office; Systec International inc.
2. Dubai; Systec International Dubai Branch
3. Singapore; Tamga Pte. Ltd.
4. Philippines; SRP Inc.

Remarks; Specifications of each product in this catalog are subject to change without notice.



### **Head Office**

**3-2-9 Nishitemma, Kita-ku, Osaka 530-0047, Japan**

**Tel: +81(0)6-6363-4601 Fax: +81(0)6-6363-3666**

**Web Site; <http://www.systecintl.com>**

**or <http://www.protech-nipros.com>**

### **Dubai Branch Office;**

**P.O. Box 17103 J.A. Free Zone, Dubai U.A.E.**

**Tel: +971(0)4 883 5057**

**Fax: +971(0)4 883 8226**