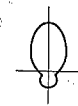


KMR 81 i



picture shows KMR 81 i mt

KMR 81 i Condenser Microphone

The KMR 81 i is a studio condenser microphone featuring excellent directional characteristics for its relatively compact dimensions and low weight.

The high directivity is due to a special acoustical principle: the microphone capsule is located inside an interference tube which is acoustically open but has a high acoustic impedance.

The result is a high diaphragm driving force at a low capsule pressure gradient characteristic; the microphone discriminates against sound originating outside its "field of view" to a far greater extent than is possible for a microphone without such an interference tube.

The KMR 81 i combines a high degree of sound rejection at its sides (similar to the hyper-cardioid: approx. 11 dB), with the high degree of front-to-back rejection of the super-cardioid, likewise 11 dB.

This principle also makes the microphone largely insensitive to wind and popping noises.

Finger noises are suppressed by the internal elastic suspension of the microphone capsule.

In spite of the particularly low equivalent noise of 19 phon, the KMR 81 i allows sound pressure levels of up to 128 dB (THD $\leq 0.5\%$), corresponding to a 109 dB dynamic range. The high sensitivity (approx. 16 mV/Pa) may be attenuated by 10 dB by means of a built-in slide switch to avoid overloading the input of subsequent circuitry.

The sensitivity may be attenuated towards lower frequencies (approx. -15 dB at 50 Hz) by another slide switch, leaving the response above 200 Hz unchanged.

The above characteristics make the KMR 81 i ideal for the following applications:

- Pick-up from the stage with simultaneous audience, reinforcement feed.
- ideal instrument/section isolation, e.g. in orchestra or bands
- outdoors news coverage or in a noisy environment.
- as a hand-held microphone for vocalists
- on the conference podium.

The use of the WS 81 wind screen is recommended for recording outdoors.

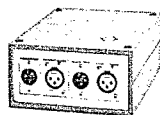
The KMR 81 i microphone is equipped with a Switchcraft connector. On special order, for foreseeable future, it is also available equipped with a connector according to DIN 41524 (e.g. Binder 09.0006.00.03), and then carries the designation KMR 81.

Preliminary KMR 81 i Specifications

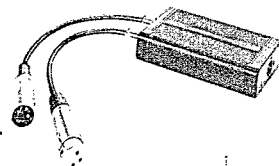
Acoustical operating principle	Pressure gradient-interference transducer
Polar pattern	Super-cardioid/lobe shaped
Frequency range	40 Hz... 18 kHz
Sensitivity	16 mV/Pa
Source impedance	150 ohms
Minimum load impedance	750 ohms
S/N ratio according to DIN 45 590 (ref. level 1 Pa)	75 dB
Equivalent noise (weighted noise level according to DIN 45 590)	19 dB
A-weighted equivalent loudness level due to inherent noise (IEC 179)	12 dB
Max. SPL for 0.5% THD at 1 kHz with sensitivity reduction	128 dB \pm 50 Pa 138 dB \pm 158 Pa
Power supply (P 48, DIN 45 596)	48 V \pm 4 V Phantom-powering
Current consumption	0.8 mA
Minimum operating time on batteries	10 hours
Required cable connector	A3F Switchcraft
Weight	145 g
Dimensions	226 mm long, 21 mm in diam.

Recommended Standard Accessories

Power supply unit N 452 i _____



Battery supply BS 945 i _____



Cable without swivel mount IC 3 _____



Floor stand M 31 (with SG 21) _____



Swivel mount SG 21/17 _____



Table stand MF1 (with SG 21) _____



Elastic suspension EA 21 _____



Windscreen WS 81 _____

