

Rack Mounted Dimmers

- 12 Channels
- 1200 Watts per Channel
- 6 Output Connection Options
- DMX-512 OR LMX-128 Control
- UL-508 Compliant

RE-121D / RE-121L Rack Mount Dimmer



Available in DMX-512 or LMX-128 (3 pin multiplex), the RE-121D and the RE-121L answer the need for quality and reliability in a basic dimmer. High reliability 40 Amp triacs on each channel carry their 10 Amp load with plenty of power to spare. Efficient fan cooling keeps the temperature low and the reliability high. Individual channel switches allow for fast and convenient lamp testing and focus. LED indicators display individual channel levels, signal presence, and input power status. A DIP switch allows for easily setting the starting channel number, moving in blocks of four. Front panel mounted electronics allow fast and easy replacement should the need ever arise. Relay mode may be activated in blocks of 6 channels on the RE-121D version. Both versions may (optionally) be ordered with 10 Amp fast acting magnetic circuit breakers replacing the channel fuses.

CHANNEL OUTPUT CONNECTIONS OPTIONS

Duplex outlet panel with 1 connection per channel
External terminal strip (includes knockout cover)

Stagepin panel with 1 connection per channel
Patchbay panel with 2 powerlock connections per channel
Socapex connector panel (wiring per customer selection)

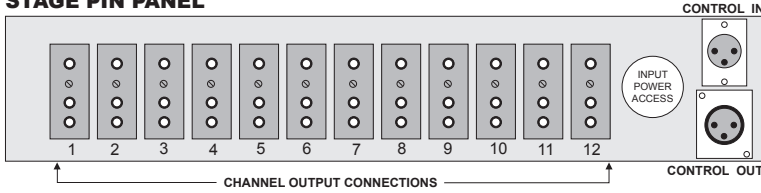
SPECIFICATIONS

Channels/Capacity:	12 @ 1200 Watts each
Power Input:	2 HOTS of 120VAC Single/Three Phase 60 Amps per Hot Input Under Full Load
Power Connection:	Terminal Block
Overload Protection:	10 Amp Fast Acting Circuit Breakers
System Addressability:	512/128 Channels (DMX/LMX)
Cooling:	Internal Fan Cooled Heatsink
Filtering:	350 Microseconds Minimum Rise Time
Minimum Load:	15 Watts

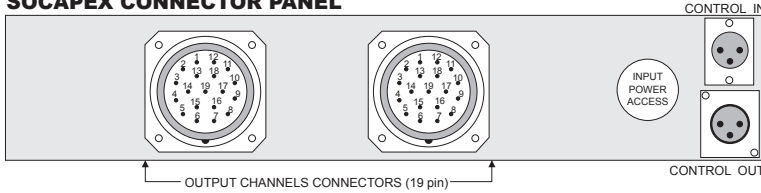
Control Sources:	DMX-512 (RE-121D) LMX-128 (RE-121L)
Temperature Rise:	34 Degrees F at Full Load
Response Time:	8.33 Milliseconds
Efficiency:	97%
Size:	19"W x 3.5"H x 13"D
Weight:	26 Pounds



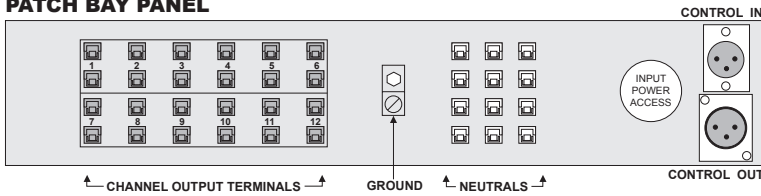
STAGE PIN PANEL



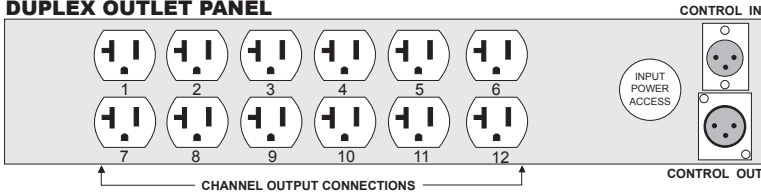
SOCAPEX CONNECTOR PANEL



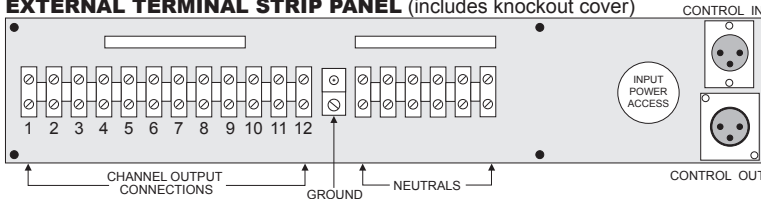
PATCH BAY PANEL



DUPLEX OUTLET PANEL



EXTERNAL TERMINAL STRIP PANEL (includes knockout cover)



Architect & Engineer's Specifications

The dimming system shall have 12 circuits with a load capacity of 1200 Watts per circuit. Each circuit is protected by a 10 Amp fast acting magnetic circuit breaker or a 10 Amp fuse. An allowance of 200% overhead capacity is employed in the circuit design. The dimming system shall have a rise time of not less than 350 microseconds. Programming setup and memory attributes is via front panel dip switches. A user may program the system setup, dimmer attributes of Dim or Relay. LED indicators display individual channel levels, signal presence, and input power status. The dimming system uses the USITT standard DMX-512 protocol in the "D" version and LMX-128 protocol in the "L" version for direct control of the dimming circuits.

Power requirements of the dimming system shall be 2 hots of 120VAC Single/Three phase service. Capacity shall be 60 Amps per leg. DMX-512 is connected through a standard 5 pin XLR connector. LMX-128 is connected through a standard 3 pin XLR connector. A variety of electrical output connections are available including Stage Pin, Socapex, Patch Bay (Powerlock), Duplex (Edison) and External Terminal Strip. Mounting of the dimming system shall be on standard 19" EIA rack mount. Dimensions are 3.5"H x 19"W x 13"D and the weight shall be 28 lbs. The Dimming System is covered by a 5 year factory warranty.

The dimming system shall be a Lightronics RE-121.

5 YEAR WARRANTY

The 5 year warranty is valid if the Warranty Registration card is returned to Lightronics, Inc. within 30 DAYS of the purchase date.