

Description

The VERIS 212S is a low-profile, dual-driver subwoofer system designed to augment and extend the low frequency output of any VERIS full-range loudspeaker system.

Powerful and low in distortion the 212S produces authoritative low frequency output without sacrificing speed of attack. The result is a deep, but punchy sonic signature that can handle most any musical style with ease.

Solidly constructed of cross-laminated birch plywood, the unit provides an accurate acoustic response uncolored by enclosure resonance.

Its small size makes it a perfect fit for jazz clubs, bars, restaurants, worship centers, AV presentations, and other applications that require extended bass, but do not have the space available to install larger, bulkier systems.

The enclosure may be suspended from its M10 threaded rigging points, or simply located on the floor. As with all subwoofers, a corner placement is recommended when possible, in order to take advantage of the acoustical boundary effect for the highest possible efficiency.

The VERIS 212S includes Community's exclusive DYNA-TECH™ dynamic driver protection circuitry. Using only the power from the amplifier, the internal DYNA-TECH circuits protect against abusive operating conditions.

The VERIS 212S is a versatile performer for applications requiring high quality, high power, and extended low frequency response at a reasonable cost.

Applications

- Fitness Centers
- Nightclubs
- Bars
- Worship Centers
- Themed Attractions
- Theatres

Features

Very Low Profile Fits Tight Spaces

Internal DYNA-TECH™ Dynamic Driver Protection Circuitry

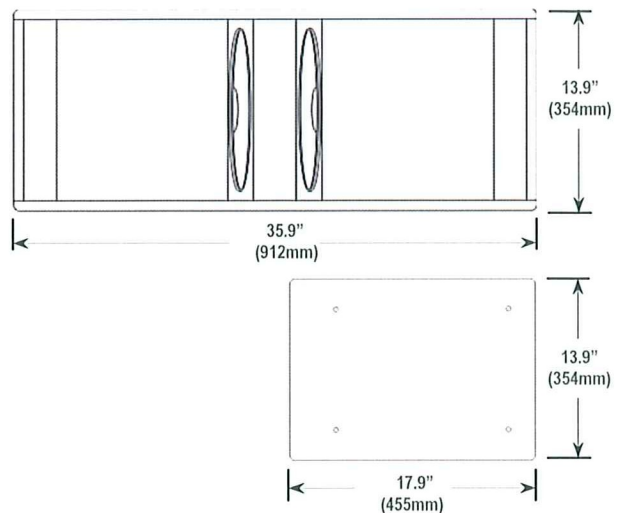
Patented Cool-Coil™ Heat Evacuation Technology

Eight M10 Threaded Rigging Fittings (four on each end panel)

Terminal Strip and NL4 Compatible Connectors

VERIS 212S

DUAL 12-INCH SUBWOOFER SYSTEM



SYSTEM

Format: Subwoofer, optimally vented bass, dual drivers, rectangular enclosure

Operating Range: 37 Hz - 500 Hz

Frequency Response: 50 Hz - 125 Hz (± 1.5 dB)

Dispersion (-6 dB): 360° H x 180° V

Suggested Crossover : 80 - 120 Hz

Maximum SPL @1m: 123 dB continuous / 130 dB peak

Sensitivity in SPL: 98 dB (63 Hz - 160 Hz)
(1W/1m half-space)

Max Power Handling: 300W RMS (34.6V)
750W Program / 1485W Peak

Impedance: Nominal 4 Ω / Min. 4.1 Ω at 100 Hz

Connectors: Terminal Strip and NL4 Compatible

TRANSDUCERS

Low Frequency: Dual 12" (304mm) 150W RMS
375W Program, 8 Ω each driver,
drivers wired in parallel

MECHANICAL

Enclosure: Rectangular, 11-ply cross-laminated birch

Finish: Black or white catalyzed polyester paint (specify at time of ordering)

Rigging Provisions: (8) M10 threaded rigging fittings¹
(four on each end panel)

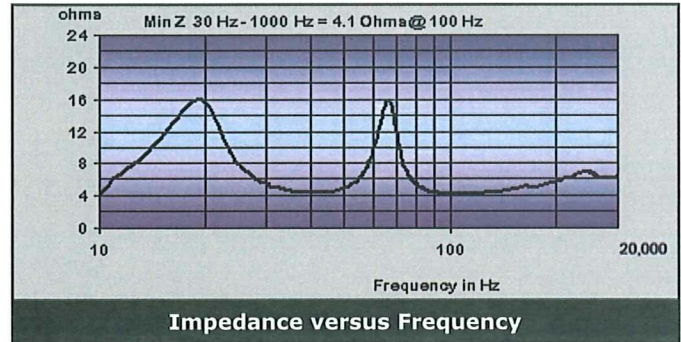
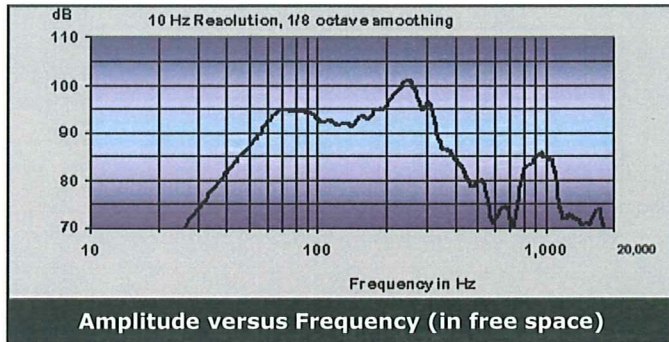
Grille: Powder coated steel, black or white

Dimensions: 13.9" (354mm) x 35.9" (912mm) x
H x W x D 17.9" (455mm)

Net Weight: 67.5 lbs / 30.6 kg

VERIS 212S

DUAL 12" SUBWOOFER SYSTEM

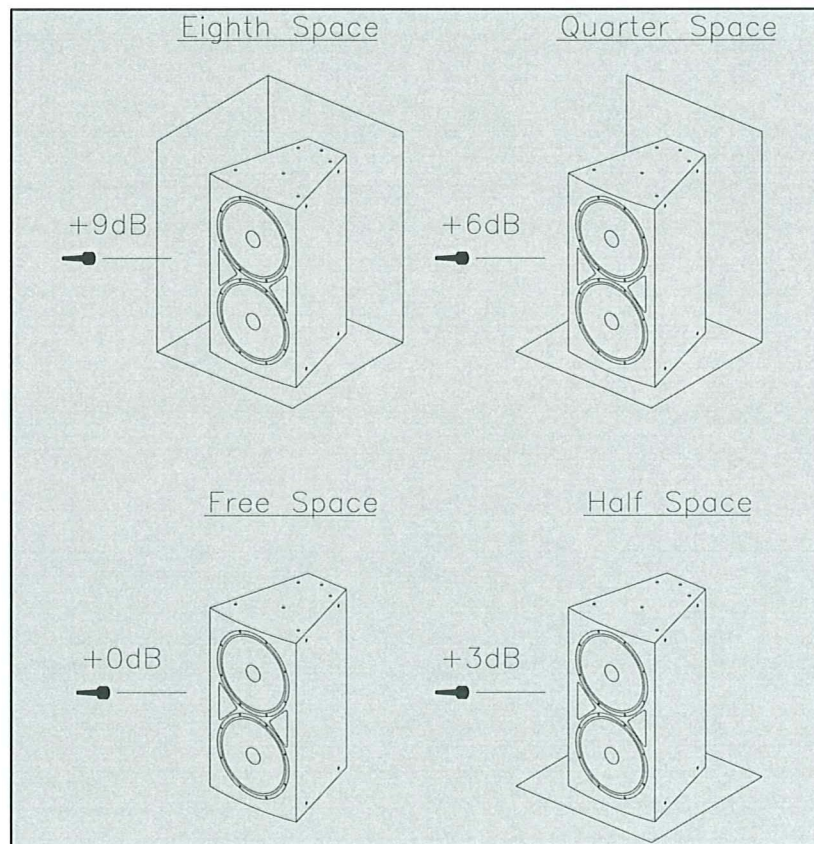


Recommended Power: 630 - 900 WRMS at 4Ω

Recommended High-Pass Filter: 40 Hz*

***24 dB / octave or higher**

The diagram below depicts the acoustical effect of placing a subwoofer adjacent to one or more boundary surfaces. We recommend taking advantage of the additional power derived from boundary surfaces, whenever possible.



Community Professional Loudspeakers, 333 East Fifth Street, Chester, PA USA 19013-4511
TEL: 610-876-3400 · FAX: 610-874-0190 · www.communitypro.com