



LED Commercial Widescreen The LG EzSign TV



47LT560E
42LT560E
37LT560E
32LT560E



FEATURES

The Best Award winner from the Commercial Integrator magazine for digital signage hardware, the LG EzSign TV is an innovation in digital signage that can entertain while maximizing the impact of your message. Create your own signage content by using your PC and the free EzSign software. Transfer that content by either using USB drive or wirelessly with optional Wi-Fi dongle and plug it in to the EzSign TV to run content in the form of a billboard - no additional hardware is needed. Advertisement, information, and a live television broadcast can be arranged on the same screen to attract attention and deliver specific messaging to your customers.

Digital Signage Function with Free S/W

Wireless content upload with optional Wi-Fi dongle

Time Scheduling available

Public Display Settings - Cloning Capable

EcoSmart™

Energy Saving Levels 

ENERGY STAR 5.3 & RoHS COMPLIANT

Auto Sensing Remote Jack Pack (RJP) Compatible*

DYNAMIC CONTRAST RATIO 2,000,000:1

BUILT-IN ATSC/NTSC/QAM CLEAR TUNER

INVISIBLE SPEAKER SYSTEM
Hidden speaker grilles

LG'S EXCLUSIVE XD ENGINE®

Multi Remote IR Code

USB 2.0 Media Host for photos and music

USB CLONING


CLEAR VOICE II

REAL CINEMA™

3 HDMI™ INPUTS WITH HDCP

2 year Limited Warranty (parts and labor)

*NOTE: Contact your LG Sales representative on the RJPs that are compatible with the LT560E series.



The estimated annual energy cost determined in accordance with 16 CFR Part 305.5 for models 47LT560E, 42LT560E, 37LT560E and 32LT560E are \$16, \$15, \$12, and \$9, respectively.

*Your energy cost depends on your utility rates and use. The estimated cost is based on 11 cents per kWh and 5 hours of use per day. For more information, visit www.ftc.gov/energy!

†FTC Television labeling rule (18 CFR Part 305, as added by 76 Fed. Reg. 1038 (Jan 6, 2011)).

LGsolutions.com



LG
Life's Good



LIFE'S GOOD...

WHEN IT'S GREEN.

LG is committed to improving product development, manufacturing and usage to meet the demand for environmentally friendlier products. Our LT560E televisions have technologies to reduce power consumption and in return increase **cost savings** per room. We've also placed limits in the amounts of harmful materials used in these televisions.

- **EcoSmart**
Energy Saving Levels - Manually select your choice for the brightness level for the television.
- **RoHS Compliant** - Meets directive on restriction of hazardous substances.
- **Energy Star 5.3 Qualified** - Meets current reduction requirements of energy consumption.

FEATURES

LG'S SIGNAGE TECHNOLOGY MEETS THE TELEVISION LG EZSIGN TV

COST EFFECTIVE. SIMPLE. HIGHLY EFFECTIVE.



COST EFFECTIVE

No need to buy a media player - Create your own signage content by using your PC and the free EzSign software. Transfer that content by using a USB flash drive and plug it in to the EzSign TV to run it



CUSTOMIZED TO YOUR NEEDS - Signage content can be specific to your business

The LG EzSign TV allows you to create your own signage content and make revisions on the fly.



FAST AND EASY - Edit content quickly and easily

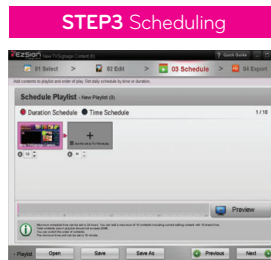
Select one of the pre-installed content templates. Apply images and add texts on it. It's that simple.



VARIETY - Pick and choose from a broad range of template designs

The LG EzSign TV gives you the power to choose and change according to your needs.

FREE LG EZSIGN SOFTWARE V2.0 - Simple 4 step procedure



WIRELESS CONTENT DELIVERY

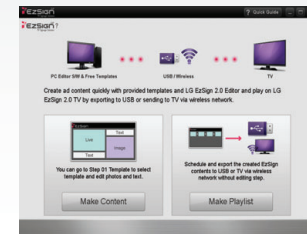
Manually select your choice for the brightness level for the television. By selecting Minimum, Medium, or Maximum, the power consumption will be reduced and an increase in energy savings can be achieved. (Note: Selecting minimum level may slightly increase power consumption on some models)



EZSIGN SOFTWARE VERSION 2.0

Make Content: Starting with first step, you can create and export content.

Make Playlist: You can export created content files without editing a template. You can easily schedule your content displaying.



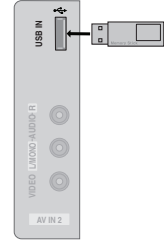
PUBLIC DISPLAY SETTINGS

When used in public areas, these HDTVs can be easily programmed by the installer to have the TV turn on at a specified channel/volume level, set the minimum/maximum volume, lock out the control panel/remote, set the aspect ratio, and return to a factory reset. By using Power Management, these displays can be programmed to turn off if there has been no activity (remote or control panel buttons) for a preset time (1-7) hours.

Public Display Setting	
Public Display Mode	No
Start Channel	No
Ch. Type	TV
Major	2
Minor	0
Minimum Volume	0
Maximum Volume	100
Start Volume Level	No
Level	20
Power Management Setting	No
Setting	1
Key Management	0
Factory Reset	0
Aspect Ratio	0

USB CLONING

USB cloning will allow for easy transfer of Public Display Settings from the "Master TV" to an unlimited number of same type televisions.



DIMENSIONS

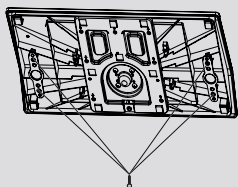
invisible SPEAKER

SOUND IS HEARD, NOT SEEN

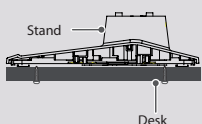
Enjoy a combination of smart technology and stylish design with the invisible speaker system custom tuned by audio expert Mr. Mark Levinson. This unique system provides a clean, polished look and an enhanced auditory experience by increasing the sweet spot and providing a wider sound field.



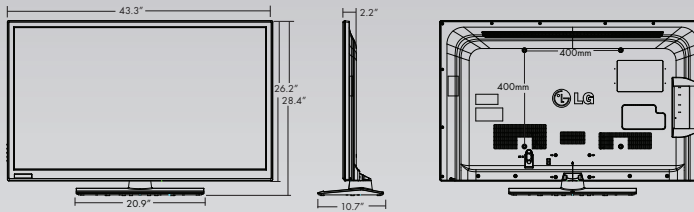
MOUNTING HOLES ON STAND ATTACHING THE TV TO A DESK



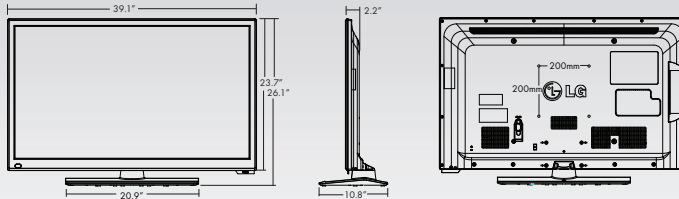
4-Screws
(Not provided as parts of the product)



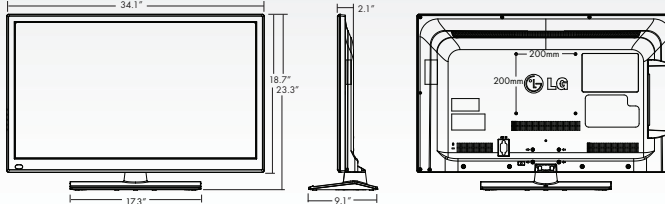
47LT560E



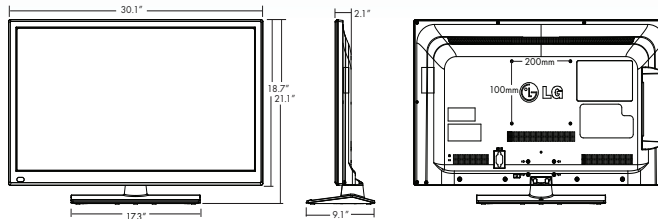
42LT560E



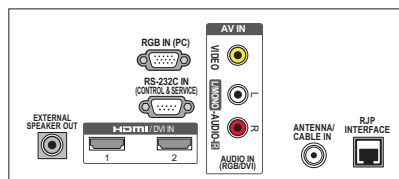
37LT560E



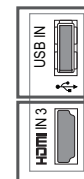
32LT560E



REAR JACK PANEL



SIDE JACK PANEL



47LT560E
42LT560E
37LT560E
32LT560E

47" class (46.9" measured diagonally)
42" class (42.0" measured diagonally)
37" class (36.6" measured diagonally)
32" class (31.7" measured diagonally)

SPECIFICATIONS

LCD SPECIFICATION

LED Backlighting	Edge lit
Screen Size	47" class (46.9" measured diagonally) 42" class (42.0" measured diagonally) 37" class (36.6" measured diagonally) 32" class (31.7" measured diagonally)
Native Display Resolution	1920 x 1080 (47", 42", 37"), 1024 x 768 (32")
Dynamic Contrast Ratio	2,000,000:1
Viewing Angle	178°/178°
Frame Rate	60Hz
Life span	30,000hrs

BROADCASTING SYSTEM

Analog (NTSC)	Yes
ATSC/NTSC/Clear QAM	Yes
MPEG4	Yes

VIDEO

XD Engine	Yes
24p Real Cinema (24p 5:5/2:2 Pull down)	Yes
Eye Care (Anti Dazzling)	Yes

AUDIO

Audio Output Power	10W + 10W
Speaker System	1 Way 2 Speakers
Infinite Sound	Yes
Invisible Speaker	Yes
Clear Voice II	Yes

USB 2.0

System Upgrade	Yes
File Type	JPG/MP3/DivX

COMMERCIAL FEATURES

Smart Energy Saving	Yes (Backlight Control+Intelligent Sensor)
Intelligent Sensor	Yes
Pro:Centric (EPG)	Yes (1 Tuner) GEM/Flash

TV Link Tuner	Yes
WiFi	Yes

1080p Source Input	
HDMI	60p/50p/30p/24p
Component	60p/50p

A/V Input Navigation	Yes
Input Labeling	Yes
Hotel Mode	Yes
IR Out	Yes (PDM 2.6)
SIMPLINK™	Yes

External Speaker Out	Yes (Variable, 3.5mm, Stereo, 1W with 8 Ω)
RJP Compatibility	Yes (RJ45, HDMI)
PIP	LG, Teleadapt, Guestlink
USB Cloning	Yes (MP3, Jpeg, HD DivX)

Multi IR Code	Yes
Welcome Screen (Splash Image)	Yes
Auto Off/Auto Sleep	Yes
Video Mute	Yes
Smart Energy Saving	Yes
Intelligent Sensor	Yes
Anti-theft System	Yes
Security Screw Hole	Yes

Ez-SIGN	
Smart Scheduling (Real Time)	Yes
Wireless Update (USB Dongle)	Yes
HD Divx Play	Yes

AUDIO/VIDEO INPUTS/OUTPUTS	
HDMI In	1 (side)
USB 2.0	1 (side), 1 (rear)
RF In	1 (rear)
AV In	1 (rear)
HDMI/HDCP Input	2 (rear)
RGB In (D-Sub 15pin) - PC	1 (rear)
PC Audio Input	1 (rear)
RS-232c In (Control & Service Only)	1 (rear)
RJP (RJ45)	1 (rear)
External Speaker Out (3.5mm phone jack)	1 (rear)

CABINET/ACCESSORIES

Cabinet Color	Glossy Black
Swivel Stand (degrees)	+90°/-90°
VESA® Standard Mount Compatible (WxH)	Yes
Remote Control	Yes
Optional Accessory	124-213-10 remote

POWER

Voltage, Hz	100V - 240V, 50/60Hz
Stand-by Mode (Max)	Under 1W
Power Consumption	Typical T10W (47"), 100W (42"), 90W (37"), 60W (32")

REQUIRED LISTING (CERTIFICATION)

Required Approvals	UL, cUL, NOM
Lead Free	Yes
Mercury Free	Yes
RoHS Compliant	Yes
ENERGY STAR 5.3 Qualified	Yes

DIMENSIONS & WEIGHT

TV without stand (WxHxD)	43.3" x 28.4" x 2.2" (47") 39.1" x 23.7" x 2.2" (42") 34.1" x 20.5" x 2.1" (37") 30.1" x 18.7" x 2.1" (32")
--------------------------	--

TV with stand (WxHxD)	43.3" x 26.2" x 10.7" (47") 39.1" x 26.1" x 10.8" (42") 34.1" x 23.3" x 9.1" (37") 30.1" x 21.1" x 9.1" (32")
-----------------------	--

Shipping Dimensions (WxHxD)	51.7" x 31.0" x 5.7" (47") 46.5" x 29.3" x 5.4" (42") 44.1" x 26.0" x 5.5" (37") 38.1" x 23.0" x 5.7" (32")
-----------------------------	--

Unit Weight	with Stand without Stand
	38.1 lbs (47") 48.3 lbs (47") 34.2 lbs (42") 29.8 lbs (42") 24.7 lbs (37") 22.0 lbs (37") 20.3 lbs (32") 17.6 lbs (32")

Shipping Weight	68.6 lbs (47") 41.7 lbs (42") 30.2 lbs (37") 26.0 lbs (32")
-----------------	--

SERVICE/LIMITED WARRANTY

UPC CODE	2 Years (Parts/Labor)
----------	-----------------------

47LT560E	7 19192 90396 8
42LT560E	7 19192 90395 1
37LT560E	7 19192 90394 4
32LT560E	7 19192 90393 7

OPTIONAL ACCESSORY

AN-WF100C	7 19192 58761 8
AN-WF100	7 19192 57883 8

Required PC spec for installation: Pentium M or 4 CPU, 512MB RAM, Windows XP sp2, 200MB HDD



All screen images are simulated. Dimensions and weights are approximate. Design, features and specifications subject to change without notice.

© Copyright 2012 LG Electronics USA, Inc. All Rights Reserved. "LG Life's Good" is a registered trademark of LG Corp. XD Engine is a registered trademark of LG Electronics, Inc. HealthView and EcoSmart are trademarks of LG Corp. ENERGY STAR is a registered trademark of the U.S. Environmental Protection Agency. Dolby and the double-D symbol are registered trademarks of Dolby Laboratories. SRS and the SRS symbol, TruSurround XT and WOW are trademarks or registered trademarks of SRS Labs, Inc. VESA is a trademark of Video Electronics Standards Association. All other product and brand names are trademarks or registered trademarks of their respective companies.

Printed in the USA. June 2012

LGsolutions.com



LG Electronics U.S.A., Inc.
HE BEB Division
2000 Millbrook Drive
Lincolnshire, IL 60069

Customer Service: 888.865.3026
www.LGsolutions.com/support

Contact your LG Regional Sales Representative
Channel: 800.897.8871
Hospitality: 800.228.1236
E-mail: info@LGsolutions.com

SPEC.LT560Eseries_031219_PR



LG
Life's Good