

ACE BACKSTAGE CO., INC. STAGE POCKET SYSTEMS

24846 Avenue Rockefeller | Suite 200 | Valencia, CA 91355
Tel: 661-295-5760 | Fax: 661-295-1122
E-mail: orders@acebackstage.com | Web: www.acebackstage.com

DATA SHEET

Stage Pocket
Data Spec Sheet
Revision: 1C.145BK/BR/SS

Model Numbers:	#145slxx (where xx= Finish Type BK=Black, BR=Brass, SS=Stainless Steel)
Model Name:	Table Top Pocket
Model Description:	Table Top Pocket with brushed metal or powder coated finish

Model Name: TABLE TOP POCKET



GENERAL DESCRIPTION

Ace Backstage Co. Inc.'s Table Top pocket is designed to be easily installed on any table top; easy to load with the widest array of connectivity components and connectors; and absolutely rugged and reliable for day to day use. The pocket does all this and looks great in any boardroom or presentation room setting.

The Table Top Pocket is easily installed by simply cutting a 9.3125" x 6.75" hole in your conference table. You then attach the pocket to the table using the reverseable installation brackets that allow you to attach the pocket to any table up to 1.56" thick.

The unique panel mounting face plate allows installation of Ace Backstage PNL-100 and PNL-120 series panels as well as standard 1 and 2 gang panels. Using the "CONNECTRIX" system of connectors combined with the PNL-Series panels almost any combination of connectors can be loaded into the Table Top Pocket for same day shipping. If you can't find exactly what your looking for, custom panels can be made upon request.

FEATURES

• **EASY INSTALLATION:** Easy installation into 6.750" x 9.3125" rectangular cutout in table top. Easy, open access from the top or back of the stage pocket allows simple connector/panel terminations.

• **LID LOCKS:** Ace has developed a special system designed specifically for the Table Top Pocket that allows the lid to stay open at 3 different intervals allowing you to keep a minimum height profile when in use.

FINISHES

ACE Table Top Pockets come with a scratch/wear resistant, oven cured, electro-static applied, powder coat finish inside and outside the entire Table Top Pocket. A textured Black finish is available for immediate shipping. A solid Brass, or Stainless Steel Lid and Mounting Flange with a brushed finish are also available by special order.

MATERIALS

145SLBK	Lid and Mounting Flange-	11 ga. (.125") thick CRS steel.
	Pocket Body-	16 ga. (.062") thick CRS steel.
145SLBR	Lid and Mounting Flange-	11 ga. (.125") thick Solid Half Hard Brass
	Pocket Body-	16 ga. (.062") thick CRS steel
145SLSS	Lid and Mounting Flange-	11 ga. (.125") thick Stainless Steel
	Pocket Body-	16 ga. (.062") thick CRS steel

SPECIFICATIONS

ACE Table Top Pocket Size :

- Table Top Pocket Body Size
9.00" W x 5.563" L x 2.09375" D
- Table Top Pocket Lid & Mounting Flange Size
10.375" W x 8.00" L x .125" D

ACE Table Top Pocket Connector Capacity :

- 12 "Connectrix", Neutrik D series, or Switchcraft E or EH series connectors.

ACE Table Top Pocket Installation Cutout Dimensions:

- 9.3125" W x 6.75" L

ACE Table Top Pocket Material:

- CRS Steel and/or Solid Half Hard Brass and Stainless Steel

ACE Table Top Pocket Panel Capacity :

- (2) #PNL-100 Series "CONNECTRIX" Panels **OR**
- (1) #PNL-120 Series "CONNECTRIX" Panel **OR**
- (1) 1-Gang Wall Panel **and** (1) 2-Gang Wall Panel.


"CONNECTRIX" SYSTEM PANEL DESCRIPTION

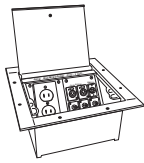
The "CONNECTRIX" system of panels are made from high strength, tough aircraft aluminum alloy (6061-T6) that is 1/16" (.062") or 1/8" (.125") thick. The standard panels mount with 4-6 self tapping screws. Each panel is CNC machined to precisely mate with designated connectors and pocket mounting holes. Each Standard "CONNECTRIX" panel is finished with oven cured semi-gloss black powder coat.

All panels provide header space for custom engraving which is fast and easily accomplished on a CNC engraving machine. The finished panels show bright aluminum in the engraved characters and need not be backfilled.

The machined "CONNECTRIX" style cutouts combine popular mounting patterns of the Neutrik "D" series and Switchcraft "E" series connectors with our own series of connectors. This makes mounting practically any connector (RJ45, BNC, RCA, HDMI,VGA, etc.) without a single custom punch. This system provides for more connectors and mounting options in stock panels, which means faster order turn around and lower cost.

LID INTERVALS





ACE BACKSTAGE CO., INC.
STAGE POCKET SYSTEMS
 24846 Avenue Rockefeller | Suite 200 | Valencia, CA 91355
 Tel: 661-295-5760 | Fax: 661-295-1122
 E-mail: orders@acebackstage.com | Web: www.acebackstage.com

DATA SHEET

Stage Pocket
 Data Spec Sheet
 Revision: 1C.145BK/BR/SS

Model Numbers:	#145slxx (where xx= Finish Type BK=Black, BR=Brass, SS=Stainless Steel)
Model Name:	Table Top Pocket
Model Description:	Table Top Pocket with brushed metal or powder coated finish

ORDERING INSTRUCTIONS

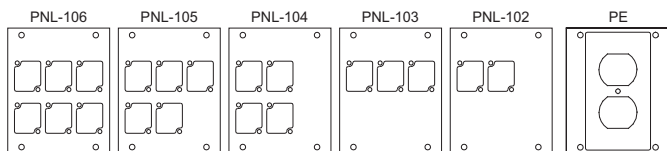
STEP 1 CHOOSE POCKET FINISH

#145slxx (where xx= Finish Type | BK=Black, CV= Copper Vein BR=Brass, SS=Stainless Steel)

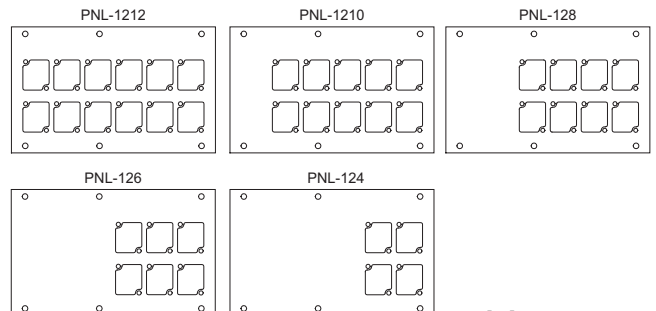
STEP 2 CHOOSE CONNECTORS (UP TO 12 CONNECTORS)*

C-15100 3 PIN FEMALE SOLDER	C-15101 3 PIN MALE SOLDER	C-15102 3 PIN FEMALE SOLDER LOCKING	C-15103 FEEDTHROUGH CAT 5e RJ-45	C-15105 4 PIN FEMALE SOLDER	C-15106 5 PIN FEMALE SOLDER	C-15107 5 PIN MALE SOLDER	C-25137 3 PIN FEMALE 1/4" COMBO	C-15119 3 PIN FEMALE SOLDER GOLD CONTACT	C-15120 3 PIN MALE SOLDER GOLD CONTACT	C-15121 6 PIN MALE	C-15128 3 PIN FEMALE SCREW	C-15129 3 PIN MALE SCREW	
C-15109 PUNCHDOWN CAT 5e RJ-45	C-15133 FEEDTHROUGH CAT 5e RJ-45	C-25114 FEEDTHROUGH CAT 5e RJ-45/25	C-25116 FEEDTHROUGH CAT 5e RJ-45	C-25117 BLANK FILL IN ON PUNCHED DBA	C-15114 REVERSIBLE USB GENSERVISER	C-25118 CABLE FEEDTHROUGH RED STONE JACK	C-25122 PUNCHDOWN RJ-11/4/25	C-25125 PUNCHDOWN CAT5e RJ45	C-25136 FEEDTHROUGH, CAT6c	C-20113 HD15(F-F)	C-15115 FIREWIRE 6 WITH IEEE 1394 6-POLE		
C-15111 SPEAK-ON SOLDER	C-15134 SPEAK-ON SCREW TERMINAL	C-15112 BLANK COVER CONNECTRIX CUTOUTS	C-25112 S-VIDEO F TO SOLDER	C-25113 MDI 6 PIN (F)	C-25126 FEEDTHROUGH FIBER OPTIC MM/SM COMPLEX ST CONNECTORS	C-25129 ROCKER SWITCH, DPDT ON-NONE-ON	C-25134 S-VIDEO (F-F)	C-15110 LOOKING 1/4"	C-25100 3.5mm STEREO (F-F)	C-25101 BNC TO SOLDER	C-25102 BNC CONNECTOR (F-F)	C-25103 CATV- SOLDER	C-25104 CATV- FEEDTHRU
C-25105 RCA BLACK SOLDER	C-25106 RCA RED SOLDER	C-25107 RCA YELLOW SOLDER	C-25108 RCA WHITE SOLDER	C-25109 RCA RED/BLACK SOLDER, ENGRAVED LR	C-25110 RCA (F-F)	C-25111 RCA (F) TO BNC (F)	C-25119 BNC, 50 OHM FEMALE TO FEMALE	C-25120 F-TYPE	C-25127 1/4" MONO	C-25128 1/4" STEREO	C-25130 3.5mm STEREO		
C-25131 BNC CONNECTOR (F-F) RECESSED	C-25132 RCA (F) TO BNC (F) RECESSED	C-25133 RCA (F-F) RECESSED	C-25135 MINI 3.5MM MONO	C-90136 OUTLET SNAP-IN BLK WIRE LEADS	C-28100 5 BNC SOLDER CONNECTORS ISOLATED *REQUIRES 3 CUTOUTS	C-28101 5 BNC FEED THRU CONNECTORS ISOLATED *REQUIRES 3 CUTOUTS							
C-26100 DB25 (F-F) *REQUIRES 2 CUTOUTS	C-26102 DB25 SOLDER *REQUIRES 2 CUTOUTS	C-26104 HD15(F-F) *REQUIRES 2 CUTOUTS	C-26105 HD15(M-M) *REQUIRES 2 CUTOUTS	C-26106 HD15(F-SOLDER) *REQUIRES 2 CUTOUTS	C-26108 D-SUB 15 PIN F- SOLDER *REQUIRES 2 CUTOUTS	C-26110 DB9 (F-F) *REQUIRES 2 CUTOUTS	C-26111 DB9 (M-M) *REQUIRES 2 CUTOUTS	C-26112 HD15 (M) SOLDER CONNECTOR *REQUIRES 2 CUTOUTS	C-26113 D-SUB 9 PIN M- SOLDER *REQUIRES 2 CUTOUTS				
					<p>*ALL CONNECTORS FIT (1) PANEL CUTOUT UNLESS NOTED OTHERWISE</p> <p>FOR A MORE COMPLETE DESCRIPTION OF ALL OF ACE BACKSTAGES CONNECTORS VISIT www.acebackstage.com/abc_pages/connectrix_connectors</p>								
C-26115 HD15(F) TO TERMINAL BLOCK *REQUIRES 2 CUTOUTS	C-26117 DB9(F) TO TERMINAL BLOCK *REQUIRES 2 CUTOUTS	C-26120 HD15(F-F) 3.5mm STEREO *REQUIRES 2 CUTOUTS	C-26121 DVI-D/A SINGLE/DUAL LINK (F-F) *REQUIRES 2 CUTOUTS	C-26122 HDMI (F-F) *REQUIRES 2 CUTOUTS									

STEP 3 CHOOSE PANELS

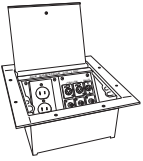


(2) PER POCKET



(1) PER POCKET

*POCKET ALSO ACCEPTS (1) STANDARD 1-GANG PANEL **AND** (1) STANDARD 2-GANG WALL PANEL.
 *CUSTOM PANELS ALSO MADE UPON REQUEST.



ACE BACKSTAGE CO., INC. STAGE POCKET SYSTEMS

24846 Avenue Rockefeller | Suite 200 | Valencia, CA 91355
Tel: 661-295-5760 | Fax: 661-295-1122
E-mail: orders@acebackstage.com | Web: www.acebackstage.com

DATA SHEET

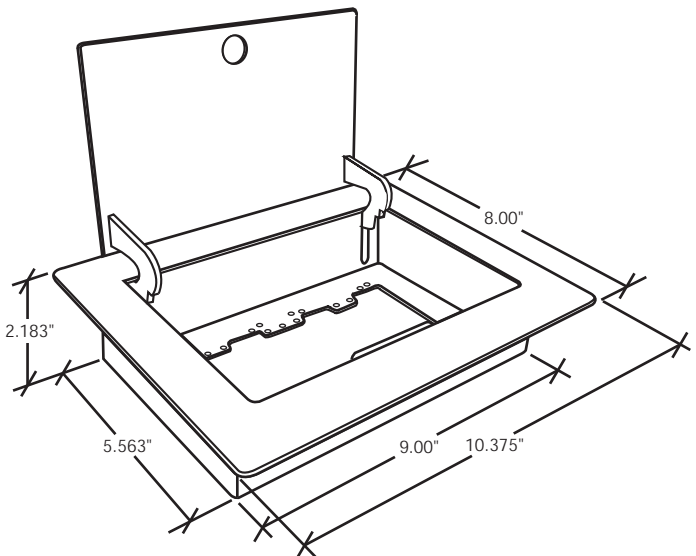
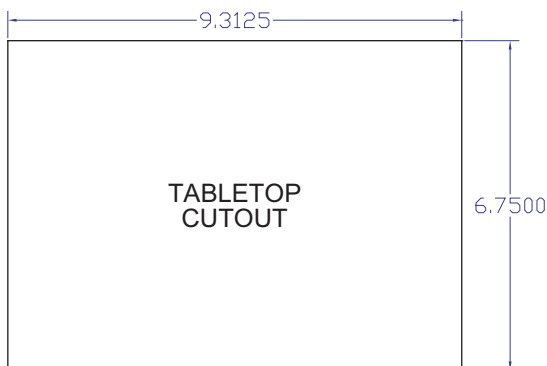
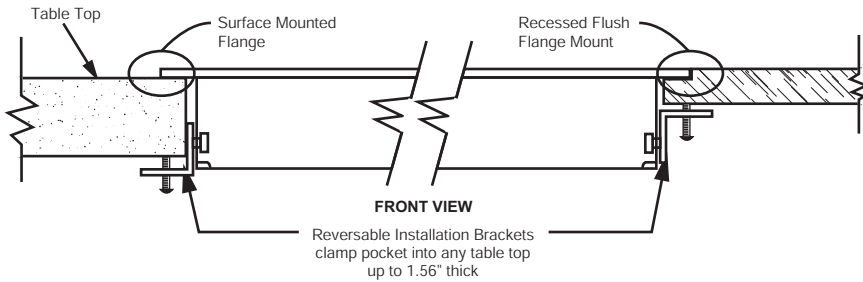
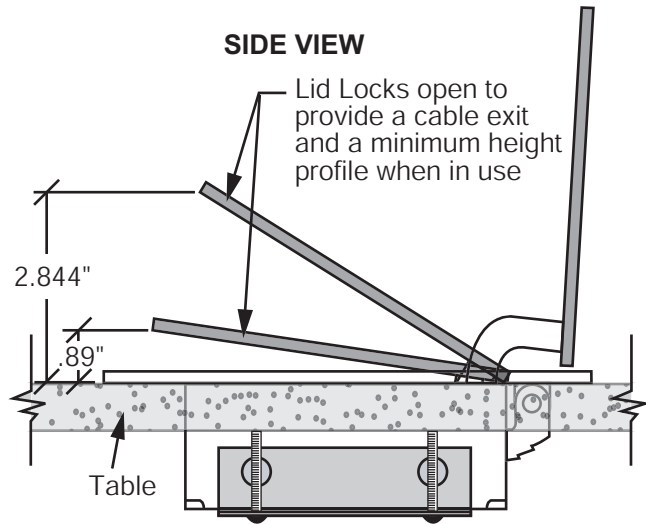
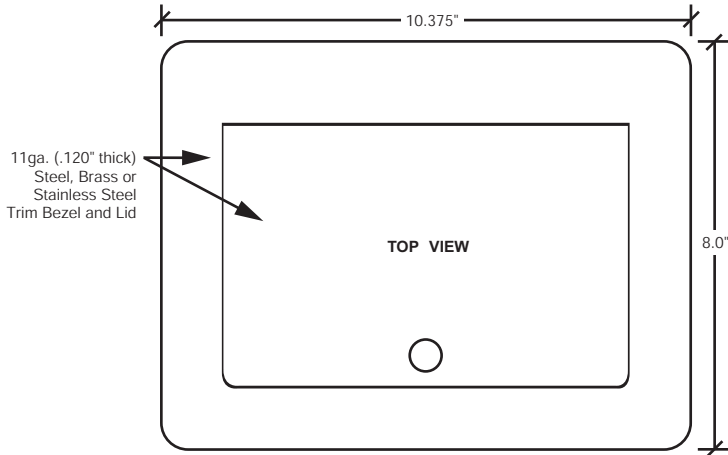
Stage Pocket
Data Spec Sheet
Revision: 1C.145BK/BR/SS

Model Numbers: #145slxx (where xx= Finish Type | BK=Black, BR=Brass, SS=Stainless Steel)

Model Name: Table Top Pocket

Model Description: Table Top Pocket with brushed metal or powder coated finish

TABLE TOP POCKET SPECIFICATIONS



6.750

9.3125

CUTOUT
TEMPLATE



ACE BACKSTAGE CO., INC. - STAGE POCKET SYSTEMS
24846 Avenue Rockefeller, Suite 200, Valencia, CA 91355
Tel: 661-295-5760 . Fax: 661-295-1122 . Web: www.acebackstage.com

MODEL NO.: 145SLBK TABLE TOP POCKET