



COUNTRYMAN ASSOCIATES INC

E6 FLEX OMNIDIRECTIONAL EARSET MICROPHONE



Supplied with cable, carrying case, black and white cable clips, wind screen and 3 protective caps.

The E6 Flex Omnidirectional Earset combines the best of the classic E6 Omni Earset with the best of the omni E6i. The slim, springy ear section grips securely like a classic E6, while the flexible front boom takes abuse like the E6i and allows precise placement and easy reshaping. As part of the Countryman E6 line, the E6 Flex features swappable reinforced cables, versatile skin tone options, extreme water resistance, rugged construction, and uncompromising sound. It weighs less than one-tenth ounce, virtually disappears against the skin, and custom fits so performers forget they're even wearing a mic. It's what makes an E6 an E6: the smallest, highest-performance earset in the world.

The Best of Both Worlds

The fit of the classic E6 meets the flexibility of the E6i. Countryman earsets are the smallest, lightest, and least visible head-worn microphones available. The slim earpad doesn't interfere with hairstyles, eyeglasses, wardrobe, headphones, or in-ear monitors. The front boom of the E6 Flex is slightly firmer than our E6i, so it's easily shaped right on the performer's face and smooths out for a professional look.

Versatile

Change the look, change the sound, or change the transmitter. Protective caps swap in seconds, adjusting the frequency response between flat, bright, or very bright to improve speech intelligibility. The E6 Flex comes in three sensitivities for different speaking and singing styles, with up to 140 dB SPL capability. Switch between low-profile 1mm and Duramax 2mm cable, configured for almost any wireless transmitter and available in four colors.

Exceptional Sound

Frequency response is better than 20 Hz to 20 kHz ± 3 dB, with >100 dB dynamic range. Easy adjustment keeps the mic in the perfect position for maximum isolation. Countryman omnidirectional earsets increase headroom an average of 12 dB compared to an omnidirectional lavalier.

Rugged and Reliable

Made of durable stainless steel, the E6 Flex stands up to daily handling, makeup, and sweat. The microphone element is virtually waterproof when used with the supplied protective caps.

Replaceable cables

With other microphones a worn cable requires purchasing a completely new mic. An E6 Flex cable replaces in seconds without tools. Snap-on miniature 1mm or 2mm super-rugged cables are available for almost any wireless transmitter or phantom mic input.

Frequency Response : 20 Hz to 20 kHz

Operating Current : 500 μ A

Operating Voltage : 1 to 2 Volts

Power Supply Voltage :

+3V with 2.7 kOhm Load

+5V with 6.8 kOhm Load

+9V with 15 kOhm Load

Weight : .07 oz (2 grams)

The E6 Flex Earset is available in three sensitivities:

Model E6XOW5 for general speaking

Sensitivity: 7.0 mV/Pascal

Equivalent Acoustic Noise: 24 dBA SPL

Overload Sound Level: 120 dB SPL

Model E6XOW6 for loud speaking and vocals

Sensitivity: 2.0 mV/Pascal

Equivalent Acoustic Noise: 29 dBA SPL

Overload Sound Level: 130 dB SPL

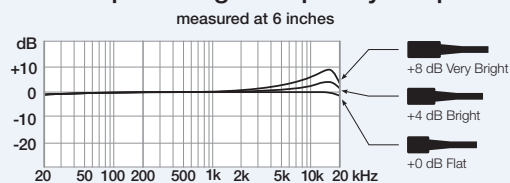
Model E6XOW7 for powerful vocals

Sensitivity: 0.70 mV/Pascal

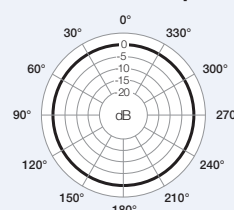
Equivalent Acoustic Noise: 39 dBA SPL

Overload Sound Level: 140 dB SPL

How Caps Change Frequency Response




1 kHz Polar Response




E6 Flex Omnidirectional: Frequently Asked Questions


How do I wear an E6 microphone?



1. Tighten the ear loop.



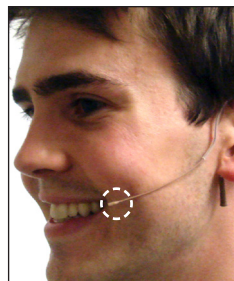
2. Slide your fingers to curve the boom.



3. Spring the connector away from the boom.



4. Put the loop over the ear with the base behind the earlobe. The boom can touch the cheek.



5. Put the mic near the corner of the mouth.

How do I choose the right E6 for my application?

- The **E6 Flex** offers a versatile blend of the E6 and the E6i. With a springy, thin earpiece and a flexible boom, the E6 Flex is faster to fit a new face than any other earset microphone available—all without compromising true invisibility and world class sound. The E6 Flex is marked with an orange band.
- The **classic E6** is a good choice when one person will wear the microphone. Because the boom is stiffer, once it is adjusted to fit the user's face, it can be stored away, unpacked, and quickly worn with a minimum of fuss.
- The **E6i** is soft and highly-flexible with a larger silicone rubber ear piece. When multiple users share a mic, the E6i is a great choice. The soft boom is fantastically durable and the extreme flexibility makes changing users a breeze.




When should I choose a directional earset rather than an omni?

The omni earset rejects unwanted sound and feedback better than a lavalier almost any way you wear it, so it's very user-friendly for new and experienced users alike. For situations where there are loud monitors, extreme feedback or environmental noise, choose the Countryman Directional Earset (marked with a green band).



How do I choose the right color for my skin tone?

In most cases the boom of the E6 will be against the performer's skin. Tan is the most popular color choice, because it works perfectly for average Caucasian skin tones as well as olive complexions. Light beige works well in theatrical applications due to its slightly pink undertone, which is also appropriate for extremely fair skin. Cocoa is the ideal choice for African American skin tones ranging from very light to chocolate, and black is appropriate for extremely dark skin or for situations where you want the mic to be visible. When in doubt, a darker option tends to blend better and draws less attention.



Which E6 sensitivity should I choose?

Making a microphone more sensitive to catch soft sounds means it will overload sooner for loud sounds. Because sound pressure levels vary between individuals and applications, we provide three sensitivities for the E6 Flex:

- The highest gain (**W5**, no colored band) is for general speaking, such as presentations or sermons
- The medium gain (**W6**, blue band) is for vocals and loud speaking, such as in theater
- The most powerful vocals require the least gain mic (**W7**, purple band) with the highest overload level



Which cap should I use?

The E6 should always be used with a protective cap in place to keep sweat, makeup and other foreign material out of the microphone. The three omni caps each have a different high frequency response characteristic that controls the amount of "crispness" or "sibilance" (response at 15 kHz). The omni ships with the +4 dB protective cap fitted to the mic. We have found that this meets the needs of the majority of users, slightly boosting the presence in your sound while leaving the lower frequencies unchanged. If you experience problems with high-frequency feedback, you should switch to the 0 dB cap.

