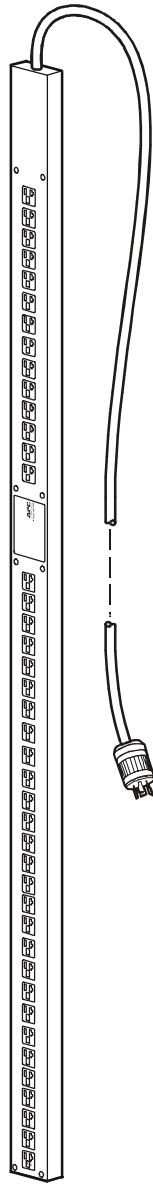


Rack Power Distribution Unit—AP7562, AP7563, AP7564

General Information

Description

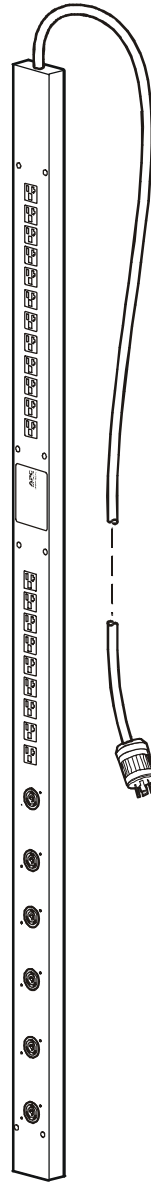
This booklet provides information on installing and operating the Rack Power Distribution Units (PDUs) AP7562, AP7563, and AP7564.



AP7562

42 NEMA 5-20 outlets

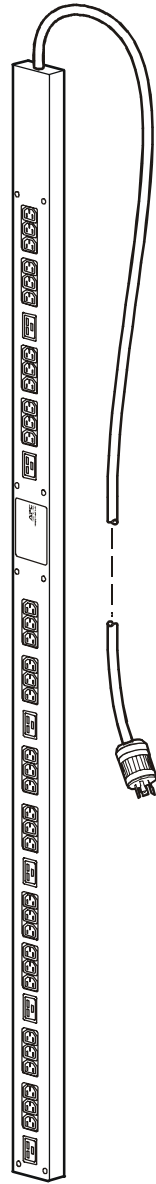
NEMA L21-20 plug



AP7563

21 NEMA 5-20 outlets
6 NEMA L6-20 outlets

NEMA L21-20 plug



AP7564

36 IEC 320 C13 outlets
6 IEC 320 C19 outlets

NEMA L21-20 plug

Inventory (for AP7562 and AP7564)

Quantity	Item
3	Cord retention tray (with 12 flat-head screws and 48 wire ties)
2	Mounting brackets (with 4 flat-head screws)
1	Warranty registration card

Inventory (for AP7563)

Quantity	Item
2	Cord retention tray (with 8 flat-head screws and 24 wire ties)
2	Mounting brackets (with 4 flat-head screws)
1	Warranty registration card

Receiving inspection

Inspect the package and contents for shipping damage, and make sure that all parts were sent. Report any damage immediately to the shipping agent, and report missing contents, damage, or other problems immediately to APC or your APC reseller.

Please recycle

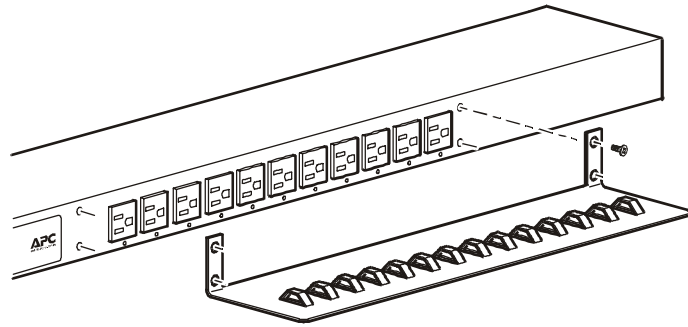


The shipping materials are recyclable. Please save them for later use, or dispose of them appropriately.

How to Install the Rack PDU

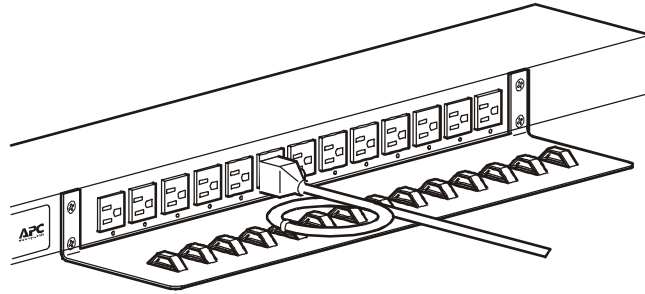
Attach the cord retention trays

Attach the cord retention trays to the Rack PDU, using four flat-head screws (provided) per tray.



Attach cords to the tray

Attach a cord to the tray by looping the cord and securing it to the tray, using a wire tie (provided).



Note

Each cord must be secured to the tray so that you can unplug it from the Rack PDU without removing the wire tie.

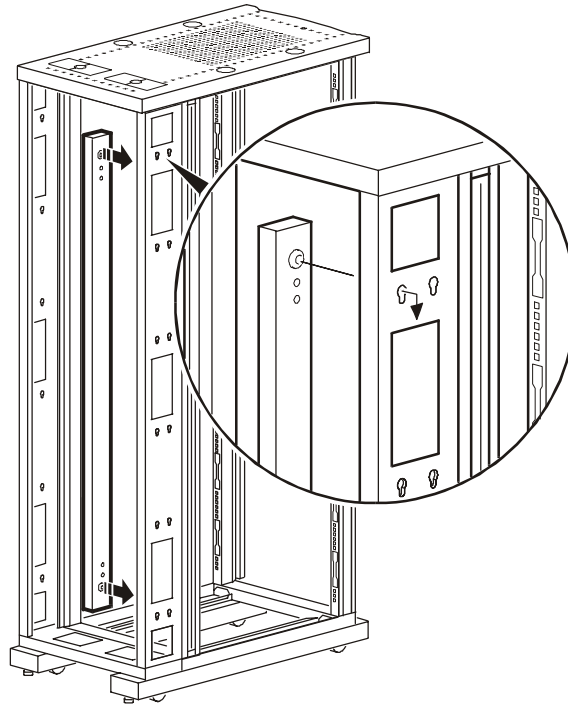
Mounting options

You can install the Rack PDU in one of two ways: using toolless mounting pegs (provided) or the mounting brackets (provided).

- To install the Rack PDU using the toolless mounting method, install it in the rear of the NetShelter VX Enclosure, in the cable channel directly behind the rear vertical mounting rails.
- To install the Rack PDU using the mounting brackets, install it on a vertical mounting rail on your rack or enclosure.

Toolless mounting

1. Slide the mounting pegs into the holes located in the channel in the rear panel of the enclosure.
2. Snap the Rack PDU into place by pushing it downward until it locks into position.



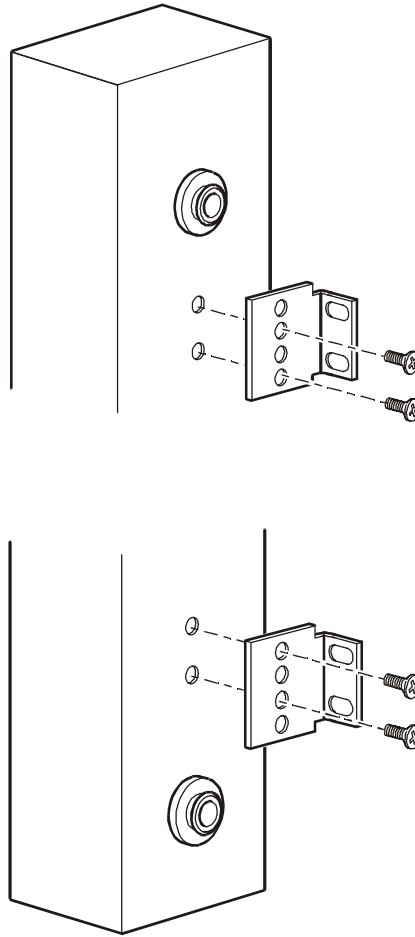
Note

You can mount two Rack PDUs on one side of the enclosure by using the toolless mounting method.

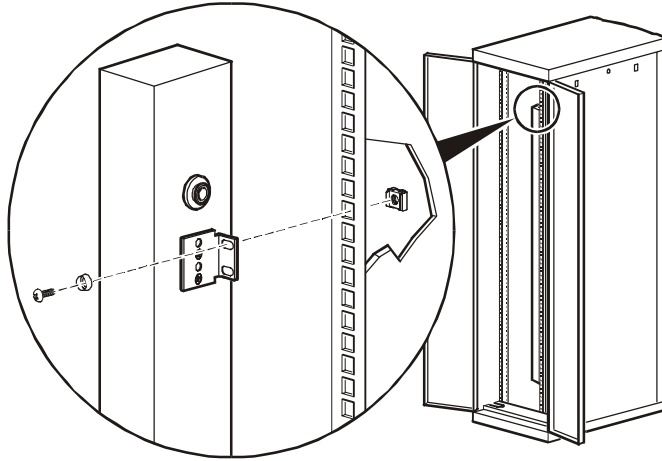
Bracket-mounting

To mount the Rack PDU vertically in a NetShelter[®] or any standard EIA-310 rack or enclosure:

1. Attach the vertical-mounting brackets to the Rack PDU.



2. Install the Rack PDU on a vertical mounting rail in your rack or enclosure.



Specifications

Electrical

	AP7562	AP7563	AP7564
Nominal input voltage	120V	120V or 208V	208V
Acceptable input voltage	± 10% Nominal input voltage		
Input frequency	47–63 Hz		
Cord length	3 ft.		
Input connectors	NEMA L21-20 plug		
Output connectors	42 NEMA 5-20 outlets	21 NEMA 5-20; 6 NEMA L6-20 outlets	36 IEC 320 C13; 6 IEC 320 C19 outlets
Maximum total current draw	16 A per Phase		

Physical

Size (H × W × D)	70.00 × 2.19 × 1.73 in (177.80 × 5.56 × 4.39 cm)
Weight	12 lb (5.44 kg)
Shipping weight	19.5 lb (8.85 kg)

Environmental

Elevation (above MSL)	
Operating	0–15000 ft (0–4500 m)
Storage	0–50000 ft (0–15000 m)
Temperature	
Operating	–5 to 45° C (23 to 115° F)
Storage	–25 to 65° C (–13 to 149° F)
Humidity	
Operating	5–95% RH, Non-condensing
Storage	5–95% RH, Non-condensing

Compliance

Safety verification	UL, cUL 60950
---------------------	---------------

Warranty and Service

Limited warranty

APC warrants the Rack PDU to be free from defects in materials and workmanship for a period of two years from the date of purchase. Its obligation under this warranty is limited to repairing or replacing, at its own sole option, any such defective products. This warranty does not apply to equipment that has been damaged by accident, negligence, or misapplication or has been altered or modified in any way. This warranty applies only to the original purchaser.

Warranty limitations

Except as provided herein, APC makes no warranties, express or implied, including warranties of merchantability and fitness for a particular purpose. Some jurisdictions do not permit limitation or exclusion of implied warranties; therefore, the aforesaid limitation(s) or exclusion(s) may not apply to the purchaser.

Except as provided above, in no event will APC be liable for direct, indirect, special, incidental, or consequential damages arising out of the use of this product, even if advised of the possibility of such damage.

Specifically, APC is not liable for any costs, such as lost profits or revenue, loss of equipment, loss of use of equipment, loss of software, loss of data, costs of substitutes, claims by third parties, or otherwise. This warranty gives you specific legal rights and you may also have other rights, which vary according to jurisdiction.

Obtaining service

To obtain support for problems with your Rack PDU:

1. Note the serial number and date of purchase. The serial number is located on the bottom of the PDU.
2. Contact Customer Support at a phone number located on the back cover. A technician will try to help you solve the problem by phone.
3. If you must return the product, the technician will give you a return material authorization (RMA) number. If the warranty expired, you will be charged for repair or replacement.
4. Pack the unit carefully. The warranty does not cover damage sustained in transit. Enclose a letter with your name, address, RMA number and daytime phone number; a copy of the sales receipt; and a check as payment, if applicable.
5. Mark the RMA number clearly on the outside of the shipping carton.
6. Ship by insured, prepaid carrier to the address provided by the Customer Support technician.

Life-Support Policy

General policy

American Power Conversion (APC) does not recommend the use of any of its products in the following situations:

- In life-support applications where failure or malfunction of the APC product can be reasonably expected to cause failure of the life-support device or to affect significantly its safety or effectiveness.
- In direct patient care.

APC will not knowingly sell its products for use in such applications unless it receives in writing assurances satisfactory to APC that (a) the risks of injury or damage have been minimized, (b) the customer assumes all such risks, and (c) the liability of American Power Conversion is adequately protected under the circumstances.

Examples of life-support devices

The term *life-support device* includes but is not limited to neonatal oxygen analyzers, nerve stimulators (whether used for anesthesia, pain relief, or other purposes), autotransfusion devices, blood pumps, defibrillators, arrhythmia detectors and alarms, pacemakers, hemodialysis systems, peritoneal dialysis systems, neonatal ventilator incubators, ventilators (for adults and infants), anesthesia ventilators, infusion pumps, and any other devices designated as “critical” by the U.S. FDA.

Hospital-grade wiring devices and leakage current protection may be ordered as options on many APC UPS systems. APC does not claim that units with these modifications are certified or listed as hospital-grade by APC or any other organization. Therefore these units do not meet the requirements for use in direct patient care.

APC Worldwide Customer Support

Customer support for this or any other APC product is available at no charge in any of the following ways:

- Visit the APC Web site to access documents in the APC Knowledge Base and to submit customer support requests.
 - **www.apc.com** (Corporate Headquarters)
 - Connect to localized APC Web sites for specific countries, each of which provides customer support information.
 - **www.apc.com/support/**
 - Global support searching APC Knowledge Base and using e-support.
- Contact an APC Customer Support center by telephone or e-mail.
 - Regional centers:

Direct InfraStruXure Customer Support Line	(1)(877)537-0607 (toll free)
APC headquarters U.S., Canada	(1)(800)800-4272 (toll free)
Latin America	(1)(401)789-5735 (USA)
Europe, Middle East, Africa	(353)(91)702000 (Ireland)
Japan	(0) 3 5434-2021
Australia, New Zealand, South Pacific area	(61) (2) 9955 9366 (Australia)

- Local, country-specific centers: go to **www.apc.com/support/contact** for contact information.

Contact the APC representative or other distributor from whom you purchased your APC product for information on how to obtain local customer support.

Entire contents copyright © 2004 American Power Conversion. All rights reserved.
 Reproduction in whole or in part without permission is prohibited. APC, the APC logo, InfraStruXure, and NetShelter are trademarks of American Power Conversion Corporation and may be registered in some jurisdictions. All other trademarks, product names, and corporate names are the property of their respective owners and are used for informational purposes only.

