

5.1 Channel Home Theatre Package



RECEIVER

SPEAKERS

1 Advanced Features

- 4 SCENE buttons offering greater operating ease (with 12 preset SCENE templates)
- YPAO for automatic speaker setup
- Front panel mini jack for connecting portable audio player
- 9 selectable subwoofer crossover frequencies / Subwoofer phase select
- Preset remote unit
- Initial Volume Setting and Maximum Volume Setting

2 High Sound Quality

- 5-channel 500W powerful surround sound (100W x 5)
- High dynamic power, low-impedance drive capability
- 192kHz/24-bit DACs used in all channels

3 High Picture Quality

- 1080p-compatible HDMI switching (2 in/1 out) including 1080p/24Hz repeat
- HDTV compatible component video terminals (3 in/1 out)

4 Surround Realism

- CINEMA DSP with 8 DSP programmes
- Compressed Music Enhancer to improve compressed music sources
- Night Listening Enhancer (Cinema/Music) and SILENT CINEMA
- Audio Delay for adjusting lip-sync

NS-125F x 4 NS-C125	
[Front Speakers]	2-way bass-reflex
Dimensions (W x H x D)	236 x 1,050 x 236 mm
Weight	7.2kg/unit
[Centre Speakers]	2-way bass-reflex
Dimensions (W x H x D)	340 x 105 x 132 mm
Weight	2kg
[Surround Speakers]	2-way bass-reflex
Dimensions (W x H x D)	236 x 1,050 x 236 mm
Weight	7.2kg/unit
Subwoofer	YST-SW030
Output Power	75W
Subwoofer Driver	20cm cone
Dimensions (W x H x D)	290 x 360 x 311 mm
Weight	10kg

CONSISTS OF:	RXV363	x 1
	NS125F	x 4
	NSC125	x 1
	YSTSW030	x 1

YHT495

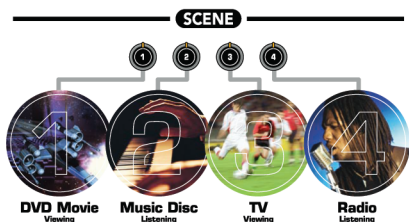
Yamaha Home Entertainment Package

Receiver continued

Advanced Features

SCENE — Greater Operating Ease

Four SCENE buttons make operating the receiver easier than ever. They are initially set to default settings for DVD Movie Viewing, Music Disc Listening, TV Viewing and Radio Listening. Pressing a SCENE button automatically launches a number of operations that initiate play of the source controlled by that button. Other SCENE settings are also available, such as Music Disc Listening, TV Sports Viewing and Game Playing. Browsing and selecting the settings from among 12 SCENE templates is quickly done by rotating the Input knob. The settings can be selected for one-time use, or to replace the original default settings. The SCENE names can be changed also.



YPAO for Automatic Speaker Setup

The RX-V363 uses Yamaha's YPAO system that quickly and automatically analyses the acoustics of the room and adjusts various speaker parameters to provide the optimum sound at the listening position. It's like having a professional audio engineer set up and tweak your system.



Initial Volume and Maximum Volume

Two volume setting functions are included on this receiver for additional convenience. Initial Volume Setting allows you to set the volume level that will be heard each time the power is turned on. Maximum Volume Setting prevents unexpected loud sounds, for example if a young child turns the volume knob.

Front Panel Mini Jack

A mini jack on the front panel makes it convenient to connect portable audio players.



9 Selectable Subwoofer Crossover Frequencies

This model provides a choice of nine subwoofer crossover frequencies to best match any subwoofer. The steps from 80 to 120 Hz are only 10 Hz apart for more precise selection.

Subwoofer Phase Select

Another feature for optimum bass sound. If bass is weak or muddy, switching the phase of the subwoofer will often improve performance.

High Sound Quality

High Dynamic Power Capability

The RX-V363 receiver is capable of delivering large amounts of reserve power for accurate reproduction of the high energy peaks that are especially prevalent in digital audio sources. This prevents clipping and emphasises the music's dynamic qualities.

192kHz/24-Bit DACs for All Channels

This receiver uses 192kHz/24-bit DACs for all channels. The DACs provide accurate sound field reproduction for high quality multi-channel sources, and outstanding separation and precise musical delineation for two-channel sources.

High Picture Quality


1080p-Compatible HDMI Switching* (2 In/1 Out)

This receiver features dual HDMI inputs and one output that can handle all HD format including 720p, 1080i and 1080p so users can connect two HDMI sources, such as a DVD player and a high definition set-top box, and enjoy the highest possible quality with HD signal (* not support audio signal).



HDTV Compatible Component Video Terminals (3 In/1 Out)

Component Video inputs offer higher picture quality, for use with units such as DVD players that have Component Video output. You can enjoy three different sources without having to change connections. The frequency response of the component video signal is 5Hz – 60MHz, making it compatible with HDTV (1080i/720p).



Inputs	Quantity
HDMI	2
Optical Digital (Fixed and Assignable)	2
Coaxial Digital (Fixed and Assignable)	1
Analogue A/V / Audio*	4 / 2
Component Video	3
FM/AM Antenna Terminals	1 / 1
Multi-Channel External Input	6 ch

Outputs	Quantity
HDMI	1
Analogue A/V / Audio	1 / 1
Component Video Monitor	1
Speaker (without subwoofer)	5 ch / 7 ter.
Subwoofer	1

* Banana-plug compatible speaker terminals are not available in some areas.

* Including front panel Video Aux terminals.

Surround Realism

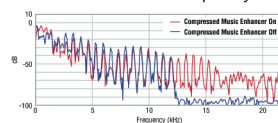
CINEMA DSP with 8 DSP Programmes

You have a choice of eight unique Yamaha CINEMA DSP surround programmes to bring out the full audio potential of your entertainment sources.



Compressed Music Enhancer

When music is encoded in a digital compressed format such as MP3, frequency response suffers in the high and low ranges. Yamaha employs sophisticated digital signal processing with exclusive algorithms, enabling faithful reproduction of the original music, for the excellent sound quality.



The Compressed Music Enhancer restores the original, live sound of your music, especially deep, strong sounds like bass and drums.

Night Listening Enhancer and SILENT CINEMA

The Night Listening Enhancer offers two modes, Cinema and Music, with three-level selectability, which will ensure that you don't miss movie dialogue or quiet passages, or lose overall surround spaciousness even during low volume listening late at night.

The SILENT CINEMA mode allows private listening enjoyment of multi-channel music or movies, with an accurate simulation of surround sound, through ordinary headphones.



Audio Delay for Adjusting Lip-Sync (0–160ms)

The latest display devices perform complex internal processing, causing time lag in the video signal. It is a small time difference, but because the audio arrives first, the viewer may feel that something is not natural. The Audio Delay function for adjusting Lip-Sync matches the audio to the timing of the output of the video on the screen.

Other Notable Features

- 40-station preset tuning / Auto preset tuning
- HDTV compatible component video terminals (3 in/1 out)
- Front panel Video Aux input terminals
- Virtual CINEMA DSP
- Subwoofer out
- Speaker A or B selection
- Preset remote unit

Main Specifications - Receiver

Minimum RMS Output Power (6 ohms, 1 kHz, 0.9% THD)	
Front L/R Channels	100 W/ch
Centre Channel	100 W
Surround L/R Channels	100 W/ch
Maximum Power (6 ohms, 1 kHz, 10% THD)	
Front L/R Channels	135 W/ch
Centre Channel	135 W
Surround L/R Channels	135 W/ch
Dynamic Power (1 kHz)	
6/4/2 ohms	105/130/150 W
Frequency Response	10 Hz–100 kHz +0, -3 dB
Total Harmonic Distortion (CD, Front Sp Out) (1 kHz, 50 W/6 ohms)	
	0.06%
Signal-to-Noise Ratio (CD)	100 dB (250 mV)
Monitor Out Frequency Response	
Component Video Signal	5 Hz–60 MHz -3 dB
Dimensions (W x H x D)	435 x 151 x 318 mm
Weight	8 kg

• Dolby and the double-D symbol are registered trademarks of Dolby Laboratories. • "DTS" and "DTS Neo:6" are registered trademarks of DTS, Inc. • "96/24" is a trademark of DTS, Inc. • HDMI, the HDMI logo and High-Definition Multimedia Interface are trademarks or registered trademarks of HDMI Licensing LLC. • "x.v.Colour" is a trademark of Sony Corporation. • CINEMA DSP is a trademark of Yamaha Corporation. • SILENT CINEMA is a trademark of Yamaha Corporation. • Product designs and specifications are subject to change without notice.