

# 01 BEATSTATION SAMPLE RECORDER



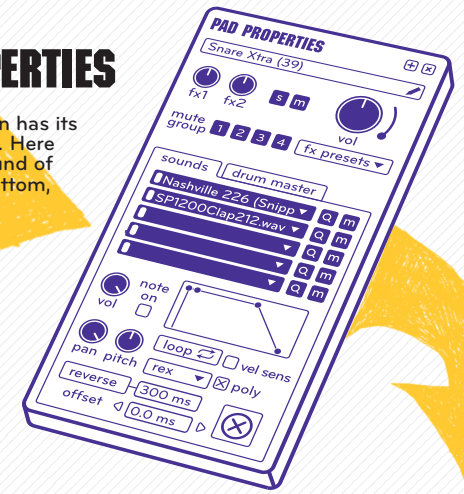
Use the Sample Recorder to record your own custom samples and drag them straight from the Recorder into Beatstation.

# 02 BEATSTATION DRUM PADS

The Beatstation drum pads hold all of your drum sound. Mix and match sounds to build your own sound sets.

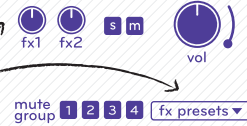
# 03 PAD PROPERTIES

Each pad in Beatstation has its pad properties surface. Here you can design the sound of the pad from top to bottom, start to finish.



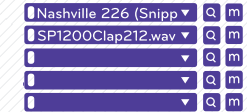
## Effects

You can use both send and insert effects on all pads to shape your sound.



## Stack

Stack up to five layers of sounds on each pad. Click the magnifying glass to locate the file in the browser.



## Volume/ADSR

Set the volume, attack, decay, sustain and release of each stack layer.




## Pitch/Pan/Loop

Pitch and pan each layer in a stack. Choose between different REX playback modes.

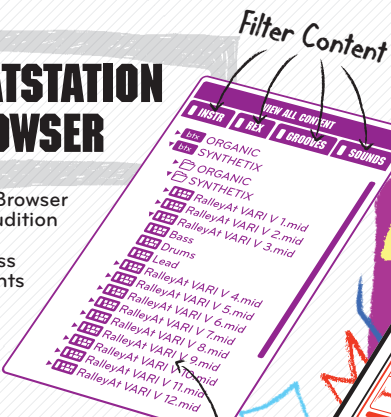


## Reverse/Offset/Delete



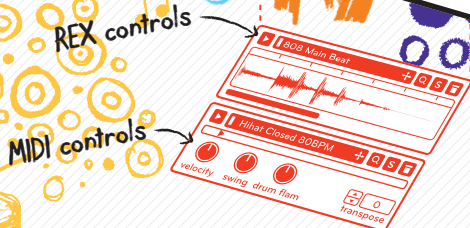
# 04 BEATSTATION BROWSER

In the Beatstation Browser you can find and audition all the Beatstation sounds. Drums, Bass and Lead instruments from your BTX:s, your own samples and sound sets, REX and MIDI grooves.



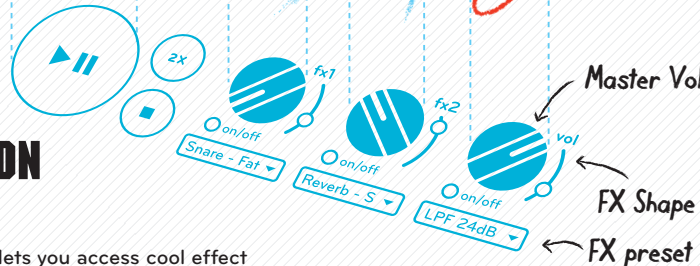
# 05 REX & MIDI

Beatstation works with REX and MIDI grooves. Simply drag and drop pieces of or whole REX files to build the sound in Beatstation or drag and drop REX and MIDI files into your sequencer.



# 06 BEATSTATION CONTROLS

The basic controls lets you access cool effect presets as well as your basic player controls.



# 07 BEATSTATION MELODIC PADS

The melodic pads play bass and lead instruments. Stack, design and tweak bass and lead sounds to create your own sound.

# GET STARTED

# it's what you want it to be

Beatstation lets you design the look of the playing surface to make it truly yours.

## BEATSTATION DESIGN

You can change the color of your Beatstation.

At Beatstation.com you can find cool alternative skins for Beatstation.

Design your own Beatstation skin and share it with others.



Check out: [www.beatstation.com](http://www.beatstation.com)

## 01 CREATE TOONTRACK ACCOUNT

Click the 'Create account' button. Fill in your details. Click the 'create' button. Don't forget to verify your account by following the instructions in the verification e-mail you will receive.

## 02 REGISTER AND AUTHORIZE


Enter your Beatstation serial number (found on the back of the core content card) into the box on the screen. Add a description of the computer that you are installing Beatstation on.

## 03 OFFLINE AUTHORIZATION

If your computer is not connected to Internet, click the 'Offline' button and follow the instructions

## 04 START PLAYING BEATSTATION


Go ahead. Start making music. Change your pads to fit your needs. Beatstation lets you design the look of the playing surface to make it truly yours.



Design your pad layout

## SHAPE YOUR PADS

The playing pads of Beatstation can be moved freely in the interface. They can be square or round and be laid out any way you want them to. You can change the color code of each pad. When you have the pad surface you want, save it as your own custom set-up.



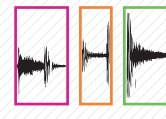
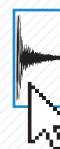
Stack sounds on pads

Audio file


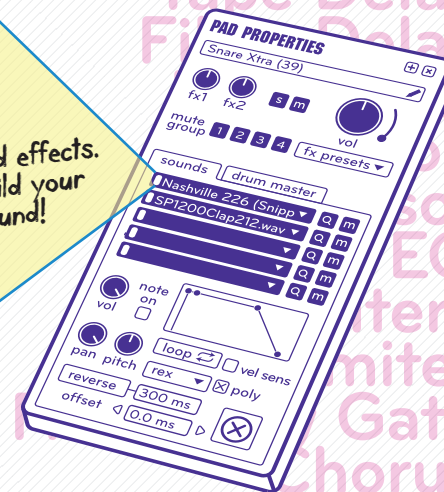
Record a sample

Piece of a REX-file

Samples from BTX:s  
EZX:s and SDX:s



Add effects.  
Build your sound!



## DRUMS

The drum pads in Beatstation hold all of Beatstations drum sounds. From classic acoustic and electronic drums, through REX file elements to your own samples.



## BASS

The Bass pad in Beatstation holds your Bass instrument. Either use the Bass libraries that come with Beatstation or make your own sound.

## REX

Beatstation plays any REX file. Either use a single element of a file to shape your sound or trigger the entire REX groove from a Beatstation pad.



## LEAD

The Lead pad in Beatstation holds your Lead instrument. Either use the Lead libraries that come with Beatstation or make your own sound.

## MIDI

Beatstation features MIDI grooves containing drums, bass and lead instruments that will give you a plug and play, drag and drop starting point for your next beat.



## PLAY/PAUSE BUTTON

Play your MIDI on its own or together with a REX groove.



velocity

## VELOCITY

Change the dynamics of your MIDI using the velocity sweep.



swing

## SWING

Change the swing of your MIDI by using the swing control.



flam

## FLAM

Make your drum track real using the flam control.

## BEATSTATION COMPATIBLE SOUNDS

### BTX

The Beatstation expansion format. Can contain Drums, Bass, Lead, REX and MIDI.

### EZX

The EZdrummer® expansion format. Contains drums and MIDI.

### SDX

The Superior Drummer® 2.0 expansion format. Contains drums and MIDI.

### MP3 / WAV

Record your own or use any MP3 or WAV file to design your Beatstation sound.