

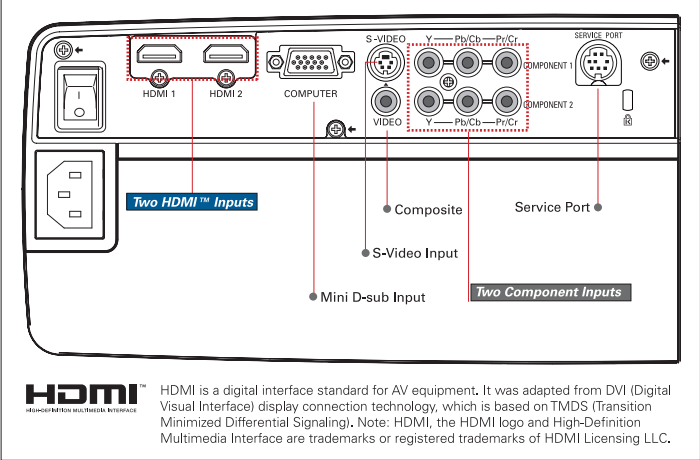
Specifications		
Model name	PLV-Z3000	PLV-Z700
Panel	0,74 inch Wide, TFT p-Si x 3 (Inorganic Type)	0,74 inch Wide, TFT p-Si x 3 (Organic Type)
Number of pixels	2,073,600 (1920 x 1080 dots)	
Projection lamp	165 W	
Brightness (typical)	1200 lm (Dynamic mode)	
Contrast ratio	65000 : 1 (Dynamic mode)	10000 : 1 (Dynamic mode)
Uniformity	85 % (Lens Shift ; center)	
Up-Down / Right-Left ratio	U / D : -100% - Center - +100% (Max) R / L : -50% - Center - +50% (Max)	
Projection lens	F 2.0 - 3.0 , F ∞ 22,6 - 45,3 mm (0,9 - 1,8")	
Screen size	40" ~ 300" (1,2 m wide ~ 18,4 m tele (3,9' wide ~ 60,4" tele))	100" at 3,0 m ~ 6,1 m (9,8' ~ 20,0')
Zoom / Focus	1 : 2,0 Manual driven	
HDTV signals	480i, 480p, 575i, 575p, 720p, 1080i, 1080p (HDMI™ / Component)	1080i / 24p (HDMI™)
Color systems	PAL / SECAM / NTSC / NTSC443 / PALM/N	
Video Signal	Composite, S-Video, Component, HDMI	
Video Terminal	RCA Input : Video x 1 , Y-Pb / Cb-Pr / Cr x 2	
	Mini DIN 4 pin : S-Video x 1	
Computer compatibility	19 pin x 2 : HDMI™ 1,3 b (Deep Color, x.v.Color™)	19 pin x 2 : HDMI™ 1,3 b (Deep Color)
Computer Terminal	W-XGA/ S-XGA/ XGA/ S-VGA/ VGA/ MAC	
Communication Terminal	D-sub 15pin : Analog RGB	
Other Feature	DIN8pin (Service Port, RS-232C)	
Scanning frequency	Color Management, Rename menu, User logo	
Fan Noise	H sync : 15-80 kHz , V sync : 50-100 Hz	
Voltage	Dot clock : 100MHz or less (Analog RGB/ Component)	
Power consumption	19 dBA (Lamp mode : Eco)	21 dBA (Lamp mode : Eco)
Dimensions (W x H x D)	100V-240V AC (auto voltage)	
Weight	257 W (Standby : 0.5 W)	246 W (Standby : 0.5 W)
	400,0 x 146,0 x 346,0 mm (15,7 x 5,8 x 13,6 inch) (not including protruding parts)	
	7,5 kg (16,5 lbs)	

Replacement Lamp type No : POA-LMP114 (610 336 5404)

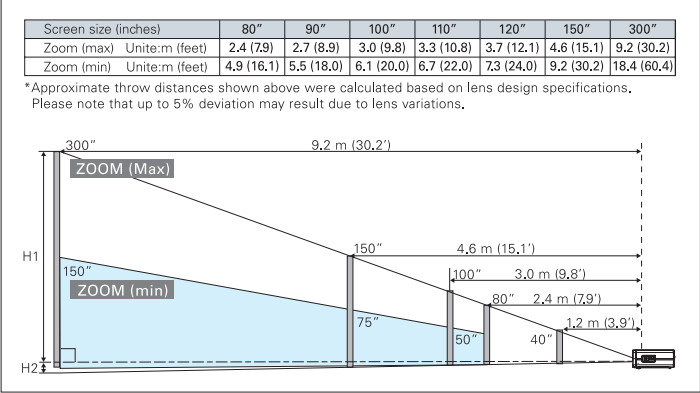
Safety Precautions

- Do not install the LCD projector in areas exposed to water, humidity, dust, oil or smoke, or in close proximity to heat sources. Make sure the heat vents are not blocked. Fire, electrical shock or unit malfunction may result if the above precautions are neglected.
- Do not look through the lens while projecting, as damage to the eyes could result. Take special care when children are close by. **Remarks** • Spare LCD projector parts are kept in stock for at least eight years after the product is discontinued.
- LCD panel manufacturing requires extremely high-precision technology, with pixels having a 99.99% quality control rating. However, there does exist a 0.01% or smaller possibility of dead pixels or constantly-lit pixels.
- Please note that product colors in the brochure may differ slightly from those of actual products. • All screen pictures in the brochure are simulated.
- All company and product names are the trademarks or registered trademarks of their respective owners. • Product appearance and specifications are subject to change without notice.

Terminals*



Approximate throw distance / picture size*



*Common to PLV-Z3000/ PLV-Z700



All products manufactured by the Projector Division of SANYO's Digital System Company employ a quality management system that has undergone the inspection and registration process of the ISO 9001:2000 international standard.



SANYO's Digital System Company has received ISO 14001 certification for the environmental management system used in its factory.



Pixelworks ICs are used in this projector

<http://www.sanyo-lcdp.com/>

Caution: Please consult the instruction manual to ensure safe and proper operation of the product.

Distributed by:



SANYO Electric Co., Ltd.
Digital System company

© 2008 SANYO Printed in Japan 2008.10 SI.
SML120

Think GAIA
For Life and the Earth



Home Cinema Projector

PLV-Z3000
PLV-Z700

When the light is dimmed, the screen overwhelms reality.

FULL HD Z3000/Z700



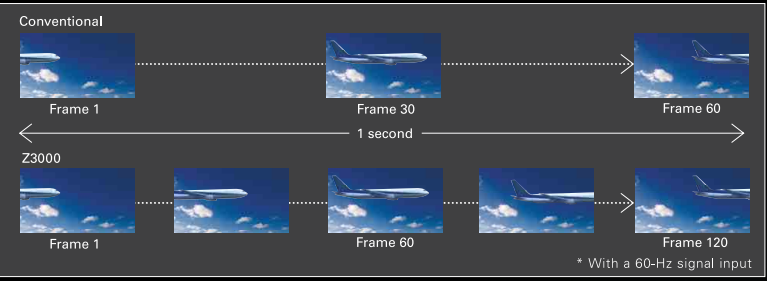

The two Z series have been created for people who are uncompromising high definition cinema fans.

Incredibly smooth video projection even in motion-intense scenes

Sharper, Crisper Images. New Full-HD Panel


This new panel uses D7 processing technology to produce images in which the particles between pixels are virtually imperceptible, allowing the reproduction of extremely fine color variations. Also, the double speed drive provides smooth moving images with exceptional detail.

* C2FINE is a registered trademark of Seiko Epson Corporation.



Smooth Images with Minimal Afterimage. Smooth Motion Technology

With the Z3000, there's no afterimage effect with fast-moving objects. Dynamic predictive frame interpolation technology analyzes the motion and speed of objects and generates a pseudo-image between consecutive frames, so projected images move smoothly and fluidly.



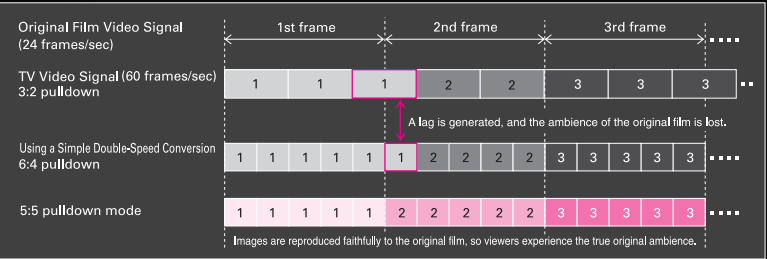
Industry's first¹ 5:5 Pulldown Mode²

Five frames each of the 24 frames per second used to display movies in TV broadcasts or on DVDs are projected at 120 fps. This provides extremely nuanced reproduction that faithfully expresses the ambience of the original movie.

*1 For projectors, as of September 16, 2008

*2 With a 60-Hz signal input

* Direct input of a 1080/24p or 720/24p signal results in 96-fps, 4:4 pulldown.

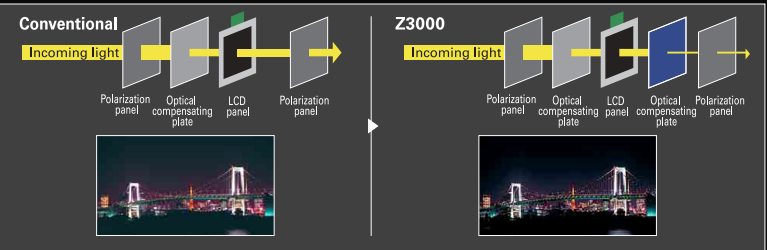


Jet-black color reproduction

High-Contrast 65,000 : 1 New Advanced Black Optical System

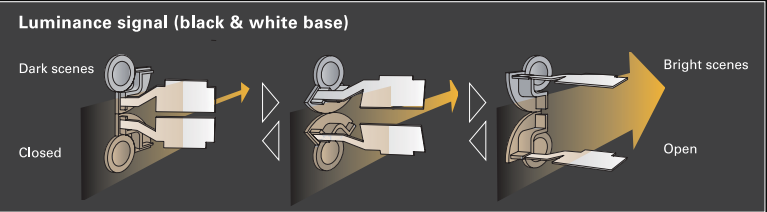
A new inorganic directional panel and new optical layout team up to reduce leakage of polarized wave lengths, dramatically improving native contrast. This synergistically combines with the iris mechanism to achieve outstanding 65,000:1 contrast. Black reproduction also has been greatly improved, so other colors stand out more vividly and images are extremely lifelike.

* PLV-Z700: 10,000:1



Incredibly Dynamic Images. New Variable Iris

The new variable iris system analyzes the luminance signal every approx 1/60 of a second and adjusts the iris opening accordingly. It also analyzes the chrominance signal and matches the compensation with the image. This helps achieve crisper, more vivid images.



Other Features to achieve more beautiful image

Real-Focus Full-HD Lens

In developing the Z3000, SANYO paid utmost attention to lens performance. The result is a new high-resolution lens that delivers every piece of information embedded in full-HD video. Thanks to an extra-low-dispersion (ED) lens and aspherical lens elements, this advanced lens system dramatically reduces chromatic aberration to ensure optimal display of full-HD images. The lens also provides sharp focusing all the way to the image edges.

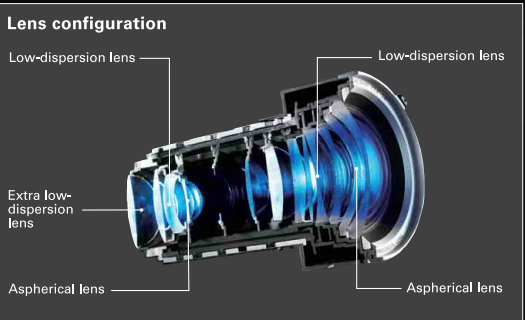


Ordinary lens

• Dull, blurry picture
• Lacks detail, and there's noticeable chromatic aberration

Real-Focus HD Lens

• Sharp, crisp picture
• Clear detail, and chromatic aberration is minimal



Deeper reproduction of color hues x.v.Color™ signal compatible

A Wide Color Gamut. Cinema Color Filter Mechanism

■ 14-Bit Gamma and High-Quality Image Processing Circuitry ■ 3D Color Management ■ Advanced Mode ■ Seven One-Touch Preset Modes

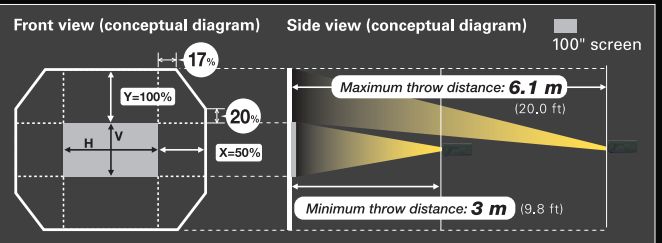
Easy Setting & Comfortable

Wide Lens Shift Range and 2x Zoom

The lens shift function has a wide adjustment range—three screens in the vertical direction (that is, it can shift the picture by an amount of the screen height both up and down from the middle position), and two screens horizontally (or 50% of the screen width to both the left and the right). Add the broad focal distance range provided by the large-diameter optical 2x zoom lens, and the Z3000/ Z700 boasts the industry's largest³ installation range. The large full-horizontal/ full-vertical shift amount⁴ offers especially high installation flexibility. With the Z3000/ Z700, the "install it anywhere" ideal is a big step closer to reality.

*3 For a full-HD (1920 x 1080 pixel) projector, as of September 16, 2008 (SANYO survey)

*4 The total shift amount vertically (or horizontally) when the lens is shifted all the way horizontally (or vertically)



Comprehensive Silencing. Silent Design Technology

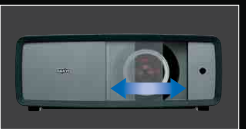
By redesigning the internal structure and employing a large-capacity fan, we reduced operating noise to a whisper-quiet 19 dB⁵. This means there's no distraction from projector noise even during quiet scenes, making it easy for viewers to get absorbed in the movie.

*5 PLV-Z3000 (PLV-Z700: 21 dB), Lamp mode: eco mode



Motor-Operated Slide Shutter

The shutter can be opened or closed automatically by remote control. This means you will no longer have to manually attach or remove the lens cap when the projector is mounted on the ceiling or in a high location that is difficult to reach. The shutter also protects the lens from dust.



■ Easy Maintenance ■ GUI Menu and Rename Function

Remote Control

Common to PLV-Z3000/ PLV-Z700

Options

■ Replacement lamp

POA-LMP114

■ Ceiling mounting

Bracket assembly POA-CHB-Z2

Low ceiling metal fitting POA-CHS-US01

High ceiling metal fitting POA-CHL-UL01

Installation example

PLV-Z3000+POA-CHB-Z2+POA-CHS-US01

