




























**SANUS**  
VISIONMOUNT



A COMPLETE LINE OF  
EXCEPTIONAL MOUNTS  
FOR ANY AV APPLICATION  
IN THE HOME OR OFFICE

# TV SIZE CHART CHOOSE THE BEST MOUNT FOR YOUR TV

TV SIZE (INCHES)  
 9 10 11 12 13 14 15 16 17 18 19 20 21 22 23 24 25 26 27 28 29 30 31 32 33 34 35 36 37 38 39 40 41 42 43 44 45 46 47 48 49 50 51 52 53 54 55 56 57 58 59 60 61 62 63 64 65 66 67 68 70 > 84

FULL-MOTION											
								<b>VMDD26-01</b>	HOLDS UP TO 175 lbs	EXTENDS 25.75"	TV INTERFACE UNIVERSAL
								<b>VMAA26-01</b>	HOLDS UP TO 130 lbs	EXTENDS 25.75"	TV INTERFACE UNIVERSAL
								<b>VMAA18-01</b>	HOLDS UP TO 130 lbs	EXTENDS 19.75"	TV INTERFACE UNIVERSAL
								<b>VMSA</b>	HOLDS UP TO 150 lbs	EXTENDS 9.5"	TV INTERFACE UNIVERSAL
			<b>VM400</b>	HOLDS UP TO 80 lbs	EXTENDS 20"	VESA* 100 & 200					
			<b>MF110</b>	HOLDS UP TO 100 lbs	EXTENDS 9.5"	VESA* 100 & 200					
			<b>VM3</b>	HOLDS UP TO 30 lbs	EXTENDS 15.25"	VESA* 75 & 100					
			<b>VM2</b>	HOLDS UP TO 30 lbs	EXTENDS 9.25"	VESA* 75 & 100					
			<b>VM1</b>	HOLDS UP TO 50 lbs	VESA* 75 & 100						
TILTING											
								<b>VMPL3</b>	HOLDS UP TO 280 lbs	TILTS +6° to -12°	TV INTERFACE UNIVERSAL
								<b>VMPL</b>	HOLDS UP TO 175 lbs	TILTS +15° to -15°	TV INTERFACE UNIVERSAL
								<b>VMPL50</b>	HOLDS UP TO 130 lbs	TILTS ±12°	TV INTERFACE UNIVERSAL
			<b>VM200</b>	HOLDS UP TO 80 lbs	TILTS ±20°	VESA* UNIVERSAL 50, 75, 100, 200					
			<b>MT25</b>	HOLDS UP TO 100 lbs	TILTS ±20°	VESA* UNIVERSAL 50, 75, 100, 200					
			<b>VMF</b>	HOLDS UP TO 50 lbs	TILTS ±15°	VESA* 75 & 100					
LOW-PROFILE											
								<b>VMPL3-01</b>	HOLDS UP TO 280 lbs	TILTS +6° to -12°	TV INTERFACE UNIVERSAL
								<b>VMPL2</b>	HOLDS UP TO 175 lbs	PROFILE 1.25"	TV INTERFACE UNIVERSAL
								<b>VMPL250</b>	HOLDS UP TO 130 lbs	PROFILE 1.25"	TV INTERFACE UNIVERSAL
			<b>VM300</b>	HOLDS UP TO 80 lbs	PROFILE .5"	VESA* UNIVERSAL 50, 75, 100, 200					
			<b>ML22</b>	HOLDS UP TO 100 lbs	PROFILE 1"	VESA* UNIVERSAL					
			<b>VMFL1</b>	HOLDS UP TO 40 lbs	PROFILE .5"	VESA* 75 & 100					
SPECIALTY											
			<b>VMTV</b>	HOLDS UP TO 100 lbs	TV INTERFACE UNIVERSAL						
								<b>VMCM1b</b>	HOLDS UP TO 130 lbs	TILTS +15° to -15°	TV INTERFACE UNIVERSAL
		<b>VMUC1</b>	HOLDS UP TO 18 lbs	SWINGS +10° to -90°	TV INTERFACE UNIVERSAL						
			<b>VMP01</b>	HOLDS UP TO 130 lbs	EXTENDS 19"	VESA* 100 & 200					

\* Mounts are compatible with all VESA standard patterns for flat-panel monitors and TVs

**A complete line of exceptional mounts for any AV application in the home or office**

The exploding popularity of flat-panel LCD and plasma TVs demands mounting solutions that provide stability, versatility and innovation. The broad VisionMount family from Sanus exceeds expectations in every regard. Whether mounting a plasma or LCD flat panel TV, a traditional CRT television, or even a video projector or home theater speakers, there's a VisionMount product with the perfect set of features and functionality to fill the need.



EXTRA LARGE MOUNTS	PAGE 3	CEILING MOUNTS	PAGE 13
LARGE MOUNTS	PAGE 5	UNDER CABINET	PAGE 15
MEDIUM MOUNTS	PAGE 7	PULL-OUT CABINET	PAGE 16
SMALL MOUNTS	PAGE 9	HOME THEATER SPEAKER	PAGE 17
CRT TV MOUNTS	PAGE 11	ACCESSORIES	PAGE 18
AV COMPONENT	PAGE 12		







With superior design and engineering that complement today's high-tech entertainment lifestyle, Sanus VisionMount™ wall mounts offer many options to choose from — whether you want your TV to tilt, swivel or both. **Sanus VisionMount™ gives you:**



**Virtual Axis™**, a patent-pending, cup-shaped design that allows the mount (and the TV) to move in every direction possible with fluid motion. No loosening or tightening required. And because it balances the TV's weight on itself, you can move it with the gentle touch of a finger.



**SmoothLock™** Tilt and Swivel system, which uses revolutionary tapered bearings to provide stronger, smoother pivot points without sagging or readjustment. Tilt your TV or monitor and it stays put.



**Variety:** A complete line of wall mounts to fit any flat-panel, from small 13" computer monitors to giant 84" cinema screens.

**Safety:** Heavy-gauge steel and extruded aluminum construction securely holds flat-panel televisions weighing as much as 280 lbs.!

**Easy installation:** Can be completed in just minutes; all assembly and installation hardware is included

# VISIONMOUNT™ EXTRA LARGE MOUNTS



« Full-motion and tilting mounts feature the Virtual Axis™ mechanism for balanced tilting with the touch of a fingertip



« VMPL3 features an expandable wall plate and includes both tilting and low-profile brackets



« Lateral shift allows perfect TV placement even with off-center studs



« VMDD26 allows  $\pm 6^\circ$  lateral roll to ensure TV is perfectly level after hanging



« Heavy-gauge steel and aluminum construction provides strength and durability for extra large TVs



« VMDD26 has dual hinged arms to give extra large TVs the widest range of motion

<b>MODEL</b> VMDD26s-01 :: VMDD26b-01  	<b>DESCRIPTION</b> Full-motion wall mount for extra-large flat-panel TVs; allows $\pm 6^\circ$ lateral roll to ensure TV is perfectly level after hanging			
	<b>PRODUCT DIMENSIONS</b> 36" w x 3.25"-25.75" d x 24" h 91.4 x 8.3-65.4 x 61 cm	<b>WEIGHT CAPACITY</b> 175 lbs. 79.4 kg	<b>TV SIZE</b> 42"-63"	
	<b>MOUNTING PATTERN</b> Universal		USE WITH VMCC1s (PAGE 18) TO ATTACH A CENTER CHANNEL SPEAKER	

<b>MODEL</b> VMPL3s :: VMPL3b  	<b>DESCRIPTION</b> Expandable wall mount for medium to extra large TVs; includes both tilting and low-profile brackets			
	<b>PRODUCT DIMENSIONS</b> 27-42.25" w x 2.5" d x 17-27.5" h 68.5-107.25 x 6.4 x 43.2-69.75 cm	<b>WEIGHT CAPACITY</b> 280 lbs. 127 kg	<b>TV SIZE</b> 27"-84"	
	<b>MOUNTING PATTERN</b> Universal, including VESA 600		MOUNT CAN BE PADLOCKED TO THE WALL	


<b>MODEL</b> VMPLs :: VMPLb  	<b>DESCRIPTION</b> Tilting wall mount for extra large flat-panel TVs			
	<b>PRODUCT DIMENSIONS</b> 32" w x 3" d x 20" h 81.3 x 7.6 x 50.8 cm	<b>WEIGHT CAPACITY</b> 175 lbs. 79.4 kg	<b>TV SIZE</b> 32"-60"	
	<b>MOUNTING PATTERN</b> Universal			

<b>MODEL</b> VMPL2s :: VMPL2b  	<b>DESCRIPTION</b> Low-profile wall mount for extra large flat-panel TVs			
	<b>PRODUCT DIMENSIONS</b> 32" w x 1.25" d x 20" h 81.3 x 3.2 x 50.8 cm	<b>WEIGHT CAPACITY</b> 175 lbs. 79.4 kg	<b>TV SIZE</b> 32"-60"	
	<b>MOUNTING PATTERN</b> Universal		MOUNT CAN BE PADLOCKED TO THE WALL	




Model VMDD26 shown


# VISIONMOUNT™ LARGE MOUNTS




« Full-motion and tilting mounts feature the Virtual Axis™ mechanism for balanced tilting with the touch of a fingertip




« Universal mounting brackets fit virtually any LCD and plasma TV from 30" to 50"




« Easy installation — attach plate to wall, mount brackets to TV and hang on wall plate




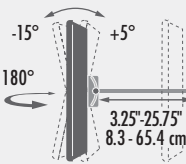
« Extruded aluminum and heavy-gauge steel construction is extremely rigid with sleek, modern styling


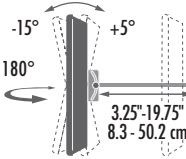



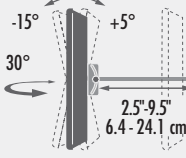
« All models offer lateral shift to allow perfect TV placement even with off-center studs


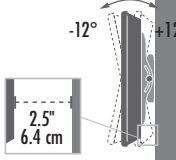



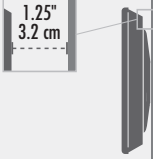
« VMAA models have a hinged arm for added range of motion

<b>MODEL</b> VMAA26s-01 :: VMAA26b-01	<b>DESCRIPTION</b> Full-motion wall mount for large flat-panel TVs				
	<b>PRODUCT DIMENSIONS</b> 29.5" w x 3.25"-25.75" d x 18.5" h 74.9 x 8.3-65.4 x 47 cm	<b>WEIGHT CAPACITY</b> 130 lbs. 59 kg	<b>TV SIZE</b> 30"-50"		
	<b>MOUNTING PATTERN</b> Universal		USE WITH VMCC1s (PAGE 18) TO ATTACH A CENTER CHANNEL SPEAKER		

<b>MODEL</b> VMAA18s-01 :: VMAA18b-01	<b>DESCRIPTION</b> Full-motion wall mount for large flat-panel TVs				
	<b>PRODUCT DIMENSIONS</b> 29.5" w x 3.25"-18" d x 19.5" h 74.9 x 8.3-45.7 x 49.5 cm	<b>WEIGHT CAPACITY</b> 130 lbs. 59 kg	<b>TV SIZE</b> 30"-50"		
	<b>MOUNTING PATTERN</b> Universal		USE WITH VMCC1s (PAGE 18) TO ATTACH A CENTER CHANNEL SPEAKER		

<b>MODEL</b> VMSAs :: VMSAb	<b>DESCRIPTION</b> Full-motion wall mount for large flat-panel TVs				
	<b>PRODUCT DIMENSIONS</b> 29.5" w x 2.5"-9.5" d x 18.5" h 74.9 x 6.4-24.1 x 47 cm	<b>WEIGHT CAPACITY</b> 150 lbs. 68 kg	<b>TV SIZE</b> 30"-50"		
	<b>MOUNTING PATTERN</b> Universal		USE WITH VMCC1s (PAGE 18) TO ATTACH A CENTER CHANNEL SPEAKER		


<b>MODEL</b> VMPL50s :: VMPL50b	<b>DESCRIPTION</b> Tilting wall mount for large flat panel TVs				
	<b>PRODUCT DIMENSIONS</b> 29" w x 2.5" d x 18.5" h 73.7 x 6.4 x 47 cm	<b>WEIGHT CAPACITY</b> 130 lbs. 59 kg	<b>TV SIZE</b> 30"-50"		
	<b>MOUNTING PATTERN</b> Universal				

<b>MODEL</b> VMPL250s :: VMPL250b	<b>DESCRIPTION</b> Low-profile wall mount for large flat-panel TVs				
	<b>PRODUCT DIMENSIONS</b> 29" w x 1.25" d x 18.5" h 73.7 x 3.2 x 47 cm	<b>WEIGHT CAPACITY</b> 130 lbs. 59 kg	<b>TV SIZE</b> 30"-50"		
	<b>MOUNTING PATTERN</b> Universal		MOUNT CAN BE PADLOCKED TO THE WALL		




Model VMAA26 shown


# VISIONMOUNT™ MEDIUM MOUNTS




« Full-motion and tilting mounts feature the Virtual Axis™ mechanism for balanced tilting with the touch of a fingertip




« VM200 can be added to the VMPO1 (pg. 16) to add tilt motion and universal mounting capability




« VM300 mounts TV a mere 0.5" from the wall for a low-profile, flush appearance






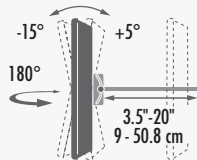

« Heavy-gauge steel construction combines strength and security with attractive high-tech appearance




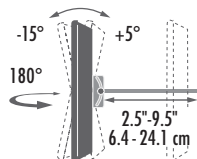






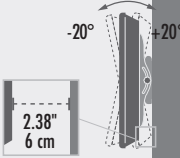

« Mounting brackets have multiple VESA patterns to fit virtually every flat panel TV from 15" to 40"




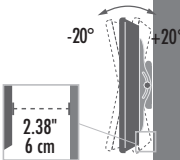






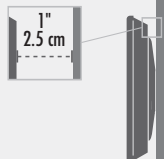

« VM400 has an extruded aluminum hinged arm for maximum range of motion with rigid styling

<b>MODEL</b> VM400s :: VM400b  	<b>DESCRIPTION</b> Full-motion wall mount for medium LCD; allows ±6° lateral roll to ensure TV is perfectly level after hanging			 
	<b>PRODUCT DIMENSIONS</b> 15" w x 3.5"-20" d x 12.75" h 38.1 x 8.9-50.8 x 32.4 cm	<b>WEIGHT CAPACITY</b> 80 lbs. 36.3 kg	<b>TV SIZE</b> 15"-40"	
	<b>MOUNTING PATTERN</b> VESA 100, VESA 200		MOUNT CAN BE PADLOCKED TO THE WALL 	

<b>MODEL</b> MF110-S1 :: MF110-B1  	<b>DESCRIPTION</b> Full-motion wall mount for medium LCD TVs; allows ±6° lateral roll to ensure TV is perfectly level after hanging			 
	<b>PRODUCT DIMENSIONS</b> 13.25" w x 2.5"-9.5" d x 12.5" h 33.7 x 6.4-24.1 x 31.8 cm	<b>WEIGHT CAPACITY</b> 100 lbs. 45.4 kg	<b>TV SIZE</b> 15"-40"	
	<b>MOUNTING PATTERN</b> VESA 100, VESA 200		MOUNT CAN BE PADLOCKED TO THE WALL 	


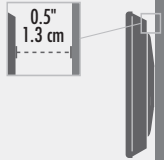
<b>MODEL</b> MT25-S1 :: MT25-B1  	<b>DESCRIPTION</b> Tilting wall mount for medium LCD TVs			 
	<b>PRODUCT DIMENSIONS</b> 14.5" w x 2.38" d x 11.25" h 36.8 x 6 x 28.6 cm	<b>WEIGHT CAPACITY</b> 100 lbs. 45.4 kg	<b>TV SIZE</b> 15"-40"	
	<b>MOUNTING PATTERN</b> Universal, including VESA 50, VESA 70, VESA 100, VESA 200, VESA 400		MOUNT CAN BE PADLOCKED TO THE WALL 	

<b>MODEL</b> VM200s :: VM200b  	<b>DESCRIPTION</b> Tilting wall mount for medium LCD TVs			 
	<b>PRODUCT DIMENSIONS</b> 10.5" w x 2.375" d x 11.25" h 26.7 x 6 x 28.6 cm	<b>WEIGHT CAPACITY</b> 80 lbs. 36.3 kg	<b>TV SIZE</b> 15"-40"	
	<b>MOUNTING PATTERN</b> Universal, including VESA 50, VESA 75, VESA 100, VESA 200		MOUNT CAN BE PADLOCKED TO THE WALL 	

<b>MODEL</b> ML22-S1 :: ML22-B1  	<b>DESCRIPTION</b> Low-profile wall mount for medium LCD TVs			 
	<b>PRODUCT DIMENSIONS</b> 14.5" w x 1" d x 10.75" h 36.8 x 2.5 x 27.3 cm	<b>WEIGHT CAPACITY</b> 100 lbs. 45.4 kg	<b>TV SIZE</b> 15"-40"	
	<b>MOUNTING PATTERN</b> Universal, including VESA 50, VESA 70, VESA 100, VESA 200, VESA 400		MOUNT CAN BE PADLOCKED TO THE WALL 	



# VISIONMOUNT™ MEDIUM MOUNTS

<b>MODEL</b> VM300s :: VM300b	<b>DESCRIPTION</b> Low-profile wall mount for medium LCD TVs			 
	<b>PRODUCT DIMENSIONS</b> 10.5" w x 0.5" d x 12" h 26.7 x 1.3 x 30.5 cm	<b>WEIGHT CAPACITY</b> 80 lbs. 36.3 kg	<b>TV SIZE</b> 15" - 40"	
<b>MOUNTING PATTERN</b> VESA 50, VESA 75, VESA 100, VESA 200				



Model VM300 shown

# VISIONMOUNT™ SMALL MOUNTS



« Mounting brackets use multiple VESA patterns to fit virtually every flat-panel TV from 13" to 30"



« SmoothLock™ technology provides smooth tilt and swivel motions without loosening



« Extruded aluminum construction provides extreme rigidity and sleek, modern styling






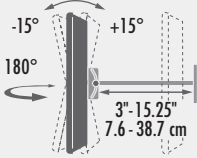
« Adjustment knobs for "set and forget" tension without any tools




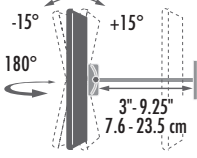





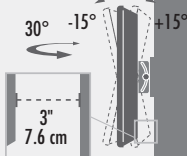
« Easy installation — attach plate to wall, mount brackets to TV and hang on wall plate




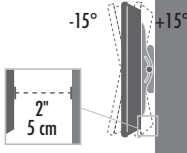





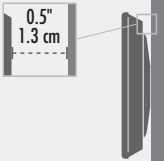
« Provided Allen bolts can replace joint knobs to prevent tampering

<b>MODEL</b> VM3s :: VM3b  	<b>DESCRIPTION</b> Full-motion wall mount for small LCD TVs and monitors			 
	<b>PRODUCT DIMENSIONS</b> 8.75" w x 3"-15.25" d x 8" h 22.2 x 7.6-38.7 x 20.3 cm	<b>WEIGHT CAPACITY</b> 30 lbs. 13.6 kg	<b>TV SIZE</b> 13"-30"	
	<b>MOUNTING PATTERN</b> VESA 75, VESA 100			



<b>MODEL</b> VM2s :: VM2b  	<b>DESCRIPTION</b> Full-motion wall mount for small LCD TVs and monitors			 
	<b>PRODUCT DIMENSIONS</b> 5" w x 9.25" d x 7" h 12.7 x 23.5 x 17.8 cm	<b>WEIGHT CAPACITY</b> 30 lbs. 13.6 kg	<b>TV SIZE</b> 13"-30"	
	<b>MOUNTING PATTERN</b> VESA 75, VESA 100			

<b>MODEL</b> VM1s :: VM1b  	<b>DESCRIPTION</b> Full-motion wall mount for small LCD TVs and monitors			 
	<b>PRODUCT DIMENSIONS</b> 5" w x 3" d x 6" h 12.7 x 7.6 x 15.2 cm	<b>WEIGHT CAPACITY</b> 50 lbs. 22.7 kg	<b>TV SIZE</b> 13"-30"	
	<b>MOUNTING PATTERN</b> VESA 75, VESA 100			

<b>MODEL</b> VMFb :: VMFb  	<b>DESCRIPTION</b> Tilting wall mount for small LCD TVs and monitors			 
	<b>PRODUCT DIMENSIONS</b> 4.5" w x 2" d x 6" h 11.4 x 5.1 x 15.2 cm	<b>WEIGHT CAPACITY</b> 50 lbs. 22.7 kg	<b>TV SIZE</b> 13"-30"	
	<b>MOUNTING PATTERN</b> VESA 75, VESA 100			

<b>MODEL</b> VMFL1s :: VMFL1b  	<b>DESCRIPTION</b> Low-profile wall mount for small LCD TVs and monitors			 
	<b>PRODUCT DIMENSIONS</b> 4.5" w x 0.5" d x 4.75" h 11.4 x 1.3 x 12.1 cm	<b>WEIGHT CAPACITY</b> 40 lbs. 18.1 kg	<b>TV SIZE</b> 13"-30"	
	<b>MOUNTING PATTERN</b> VESA 75, VESA 100			

# VISIONMOUNT™ MEDIUM MOUNTS

<b>MODEL</b> VM300s :: VM300b	<b>DESCRIPTION</b> Low-profile wall mount for medium LCD TVs			
	<b>PRODUCT DIMENSIONS</b> 10.5" w x 0.5" d x 12" h 26.7 x 1.3 x 30.5 cm	<b>WEIGHT CAPACITY</b> 80 lbs. 36.3 kg	<b>TV SIZE</b> 15" - 40"	
		<b>MOUNTING PATTERN</b> VESA 50, VESA 75, VESA 100, VESA 200		



Model VM300 shown

Sanus Systems designs and builds fine AV furniture, stands and mounts. Every Sanus product is engineered to enhance your AV system and the surrounding décor. Today Sanus offers more than 300 different models of wood, glass and metal home theater units; TV stands and wall mounts; audio racks; and speaker supports to match any AV system or environment. Sanus products are available at thousands of retail locations nationwide and can be seen at the company's website, [www.sanus.com](http://www.sanus.com).

#### **FIVE YEAR LIMITED PRODUCT WARRANTY**

Sanus Systems warrants its products to be free from defects in material and workmanship for a period of five (5) years from the date of original purchase.

**SANUS**  
S Y S T E M S

2221 HIGHWAY 36 WEST  
SAINT PAUL, MN 55113

[WWW.SANUS.COM](http://WWW.SANUS.COM)