



ATLAS SOUND POLE MOUNT 70W AMPLIFIER SYSTEMS

These innovative amplifiers are perfectly suited for projection systems. They install right onto a pole mount via a sealed hole incorporated into the chassis design. Simply install the projector mounting pole, align the amplifier's chassis socket with the 1.5" mounting tube, and clamp the unit at the desired height above the projector mount with the included pole clamp system. Other benefits include an accessory outlet with AC current sense that allows the amplifier to respond instantly from stand-by mode when the projector is powered, as well as separate audio sense turn-on. Systems have balanced Phoenix style and unbalanced RCA inputs, front panel LEDs, and recessed screwdriver adjustable tone and level controls. All models also mount in IRU configurations.



| ITEM | DESCRIPTION | PRICE |
|-----------|---|--------|
| PA702 | 2-channel 70W pole mount amplifier system, black | 281.50 |
| PA702-W | As above, in white | 281.50 |
| PA1001G | 1-channel 100W pole mount amplifier system, black | 308.50 |
| PA702-RMK | Rack mount kit for PA702 | 22.10 |



WE CARRY THE COMPLETE LINE OF CHIEF MOUNTS. VISIT OUR WEBSITE FOR SPECIFIC MODELS AND PRICING.

FLAT PANEL CARTS/STANDS

PF SERIES For 42-71" Displays. Lightweight, collapsible, 4'-7" height adjustment. Black or Silver. Capacity 200lbs. Shelf accessory sold separately (PAC170).

PFC MODELS - MOBILE CART With casters. 4'-6" height.

PF1 MODELS - FLOOR STAND Low profile, no casters.

PF2 MODELS - DUAL DISPLAY FLOOR STAND Capacity 400 lbs.



MF SERIES For 30-55" displays. Lightweight, collapsible, 4'-7". Black or Silver. Capacity 125 lbs. Shelf accessory sold separately (PAC710)

MFC MODELS - MOBILE CART With casters. 4'-6" height.

MF1 MODELS - FLOOR STAND Low profile, no casters.

MF2 MODELS - DUAL DISPLAY FLOOR STAND Capacity 250 lbs.



PPC MODELS - PRESENTERS CART For up to 61" displays. Designed for presentations, 45-59" in 2" increment height adjustments. Black only. Capacity 200 lbs. Shelf accessory sold separately (PAS100).

FLAT PANEL CEILING MOUNTS

PCM MODELS - SINGLE CEILING MOUNT/ANGLED COLUMN For 42-71" displays. +5°/-25° Tilt, 3° Roll. Black. Capacity 200lbs. Requires ceiling plate/extension column. Call for specifics.

PDC MODELS - DUAL CEILING MOUNT For up to 63" displays. +5°/-25° Tilt, 3° Roll, 360° Yaw. Black. Capacity 350 lbs. Requires ceiling plate/extension column. Call for specifics.



FLAT PANEL WALL MOUNTS

LTMU FUSION MODELS - TILTING For 37-63" displays. Low profile. 0-12° Pitch control. Black. Capacity 200 lbs.

MTMU FUSION MODELS - TILTING For 26-47" displays. Low profile. 0-12° Pitch control. Black. Capacity 75 lbs./single stud, 125 lbs./dual stud

LSMU FUSION MODELS - FIXED For 37-63" displays. Low profile. 17.5" lateral shift. Black. Capacity 200 lbs.

MSMU FUSION MODELS - FIXED For 26-47" displays. Low profile. 14.5" lateral shift. Black. Capacity 75 lbs./single stud, 125 lbs./dual stud

TS525TU THININSTALL - SWING ARM For 37-58" displays. Extends 25" with -15° tilt. Black. Capacity 125 lbs.





G-TOURLCDV2-3743



GATOR CASES G-TOUR PLASMA/LCD CASES These plasma/LCD cases feature plywood construction with PVC exterior, Red Penn Elcom recessed MOL twist latches and spring-loaded rubber-gripped handles, heavy-duty Penn Elcom zinc-plated hardware, reinforced stackable ball corners and polyethylene wedges to ensure proper fit for various sizes.

| ITEM | DESCRIPTION | PRICE |
|-------------------|--|--------|
| G-TOUR-LCDV2-2632 | Fits most 26"-32" LCD and plasma screens, lined with foam | 499.99 |
| G-TOUR-LCDV2-3743 | Fits 37"-43" LCD and plasma screens, attached casterboard with 4 wheels (2 locking), carpet-lined with polyurethane foam corners | 649.99 |
| G-TOUR-LCDV2-5055 | Fits 50" LCD and plasma screens, attached casterboard with 4 wheels (2 locking), carpet-lined with polyurethane foam corners | 999.99 |
| G-TOUR-LCDV2-6065 | Fits 60" LCD and plasma screens, attached casterboard with 4 wheels (2 locking), carpet-lined with polyurethane foam corner | 999.99 |

GATOR CASES ROTO MOLDED LCD FLATSCREEN CASES These cases are made of a near-indestructible LLDPE polyethylene plastic and feature molded-in handles at the base, aluminum handles for lid removal, four 3" casters with rubber wheels (2 swiveling/braking, 2 stationary), and foam inserts. Also comes with 1.5" nylon web straps with buckles, molded end supports with foam lining for shock protection and up arrows on the case to aid in proper flatscreen transport.



G-LCD-4042

| ITEM | DESCRIPTION | PRICE |
|------------|--|--------|
| G-LCD-4042 | Case for most 40"-42" LCD flatscreens, max width 41" | 524.99 |
| G-LCD-4647 | Case for most 46"-47" LCD flatscreens, max width 45.5" | 549.99 |
| G-LCD-5055 | Case for most 50"-55" LCD flatscreens, black | 699.99 |


GATOR CASES G-TOUR ELIFT CASES These ATA Wood Flight cases come with a 4-position hydraulic LCD Lift that raises loads up to 125 lbs, 1/2" plywood construction with PVC-laminate exterior, carpet-covered interior, presentation drape, built-in retractable UL-approved electrical cord, universal mounting bracket, recessed twist latches and four extra-heavy-duty industrial casters (2 locking).



| ITEM | DESCRIPTION | PRICE |
|-------------------|---------------------------------|---------|
| G-TOUR-LCDLIFT-55 | Fits 55" LCD and plasma screens | 1999.99 |
| G-TOUR-LCDLIFT-65 | Fits 65" LCD and plasma screens | 2299.99 |



OMNIMOUNT PLASMA AND LARGE LCD UNIVERSAL WALL MOUNTS Wall mounts for plasma displays up to 63" and 200 lbs, available in black or silver, and with flat or tilting designs. For large LCD displays up to 50", adjustable cantilever arm mounts accept loads up to 150 lbs.




54FB-T-B

| ITEM | DESCRIPTION | PRICE |
|----------|--|-------|
| 54FB-F-B | Universal mount for plasmas up to 63" and 175 lbs., flat, black | 66.12 |
| 54FB-F-S | Universal mount for plasmas up to 63" and 175 lbs., flat, silver | 66.12 |
| 54FB-T-B | Universal mount for plasmas up to 63" and 175 lbs., tilts +15° to -5°, black | 66.20 |



PEERLESS SMARTMOUNT™ UNIVERSAL ARTICULATING ARM LCD FLAT PANEL MOUNTS The SA752PU and SA761PU are also available in silver, just add -S to the model number.



SA761PU

| ITEM | DESCRIPTION | PRICE |
|---------|--|--------|
| SA752PU | Articulating arm wall mount for 32"-52" screens, black | 274.99 |
| SA761PU | Articulating arm wall mount for 37"-63" screens, black | 337.99 |
| SA771PU | Dual-arm wall mount for 37"-71" screens, black | 448.99 |



PEERLESS SMARTMOUNT™ UNIVERSAL FLAT/TILTING WALL MOUNTS

Universal wall mounts for plasma displays 32"-71". Includes theft-resistant hardware to attach screen to mount. Flat wall mount keeps screen close to wall for discrete installation. Tilting wall mount offers 15° forward and backward tilt. All models also available in silver, just add -S to the model number.



SF660

| ITEM | DESCRIPTION | PRICE |
|-------|---|--------|
| SF660 | For 32"-60" screens, holds up to 200 lbs., black | 81.99 |
| SF670 | For 42"-71" screens, holds up to 250 lbs, black | 111.99 |
| ST660 | Tilting wall mount for 32"-60" screens, holds up to 200 lbs., black | 112.99 |
| ST670 | Tilting wall mount for 42"-71" screens, holds up to 250 lbs., black | 123.99 |



PREMIER MOUNTS MODULAR VIDEO WALL MOUNTS

This mount can be mounted in multiples side by side in rows or in columns, on dual-pole carts or stands, suspended, and in portrait or landscape orientation. Quick-release buttons make it easier to install displays on the mount.



| ITEM | DESCRIPTION | PRICE |
|-------|-----------------------|--------|
| MVW46 | Mount for 46" screens | 563.81 |
| MVW55 | Mount for 55" screens | 593.40 |

PREMIER MOUNTS TILTING FLAT PANEL MOUNTS

All models offer 12° of continuous tilt, Premier Mounts' Griplate™ system for secure placement, PANELOCK™ theft-resistance system, built-in lateral shift, and can be mounted to walls, floor stands, carts, and ceiling adapters. The CTM-MS1, CTM-MS3, and CTM-VESA have weight capacities of 160 lbs. The CTM-MS2 can hold up to 175 lbs, and the CTM-MS4 can hold up to 300 lbs.




CTM-MS2

| ITEM | DESCRIPTION | PRICE |
|----------|---|--------|
| CTM-MS1 | Tilting mount for 24"-36" flatscreens, 400x200mm mounting pattern | 112.90 |
| CTM-MS2 | Tilting mount for 37"-63" flatscreens, 200x200mm - 800x505mm mounting pattern, with hardware, cable/power box access | 141.12 |
| CTM-MS3 | Tilting mount for 55"-68" flatscreens, 200x200mm - 900x735mm mounting pattern, with hardware, cable/power box access | 268.13 |
| CTM-VESA | VESA tilting portrait/landscape mount for 26"-52" flatscreens, 75x75mm, 100x100mm, 200x100mm, 200x200mm mounting patterns, with cable routing | 117.60 |



VMP LCD VESA STANDARD MOUNTS

Universal LCD mounts which are adjustable and configurable in a variety of ways to accommodate wall, ceiling and desk mounting. They are designed to work with LCD displays from 10" up to 21", which use a 75 or 100mm VESA standard mounting. LCD-1 is a universal wall mount which can be configured as a single arm, double arm articulating, or near flush mount with the parts provide and is available in black or silver. LCD-1C is a ceiling mount with a 17" to 27" telescoping mast, in silver. LCD-2 is a table/desk clamp-on or bolt-on mount in silver with a forward tilting arm. All mounts are designed to handle up to 25 lbs. Displays, and have adjustable tilt of 5 to 30 degrees.



LCD1

LCD1C

| ITEM | DESCRIPTION | PRICE |
|-------|---|-------|
| LCD1 | Wall mount with articulating arms, silver | 43.36 |
| LCD1B | Wall mount with articulating arms, black | 43.36 |
| LCD1C | Ceiling (pole) mount in silver | 46.69 |
| LCD2 | Desk mount in silver | 49.88 |



Follow Us!

Commercial Lease-To-Own financing for businesses available!
Contact your Sales Pro for details.