

AUDIO



DAS AUDIO AVANT SERIES ACTIVE SPEAKERS These speakers incorporate the latest in Class "D" power amplification, digital signal processing and optimized DAS components, all combined with enclosures designed for ease of transportation and road worthiness.

ITEM	DESCRIPTION	PRICE
AVANT12A.....	12", 2-way 500W LF/100W HF.....	720.00
AVANT15A.....	15", 2-way 500W LF/100W HF.....	799.00
AVANT215A.....	(2) 15", 2-way 500W LF/100W.....	999.99
AVANT18A.....	18" subwoofer, 750W.....	899.99
AVANT118A.....	18" powered horn-bass subwoofer, 1250W, Loud or Deep switchable bass response.....	1199.00

DAS AUDIO ROAD SERIES POWERED STAGE

MONITORS The Road series are low-profile, powered stage monitors with a bi-amplified system, using two 3G Class "D" amplifiers. A 550W amp powers the lows and a 220W amp powers the highs. Their compact dimensions, attractive design and standard pole mount socket make them ideal for use as a pole mountable multi-purpose system.



ITEM	DESCRIPTION	PRICE
ROAD-12A.....	12", 2-way 550W LF/220W HF.....	2179.00
ROAD-15A.....	15", 2-way 550W LF/220W HF.....	2299.00

NEED A REPLACEMENT PART? NO PROBLEM!

IF WE DON'T HAVE THE PART
YOU NEED IN STOCK, WE'LL
GET IT FOR YOU!

FULLCOMPASS.COM/PARTS

VIEW OUR
PARTS CATALOG
ONLINE!

EAW

EAW MK SERIES COMPACT INSTALLATION SPEAKERS

These 2-way trapezoidal loudspeakers are available in 8", 12" or 15" LF driver formats with 6 different rotatable HF horns with patterns from 60°x45° to 120°x60°, and selectable single-amp or biamp operating modes, with barrier-strip connectors. Available in black (shown below) or white. Six-year warranty.



ITEM	DESCRIPTION	PRICE
MK2326-BLACK.....	12", 600W/120°x60° horn/70Hz-17.5kHz.....	1617.00
MK2364-BLACK.....	12", 600W, 60°x45° horn, 70Hz-17.5kHz.....	1617.00
MK2366-BLACK.....	12", 600W, 60°x60° horn, 70Hz-17.5kHz.....	1617.00
MK2394-BLACK.....	12", 600W, 90°x45° horn, 70Hz-17.5kHz.....	1617.00
MK2396-BLACK.....	12", 600W, 90°x60° horn, 70Hz-17.5kHz.....	1617.00
MK2399-BLACK.....	12", 600W, 90°x90° horn, 70Hz-17.5kHz.....	1617.00
MK5364-BLACK.....	15", 800W, 60°x45° horn, 55Hz-20kHz.....	1717.00
MK5366-BLACK.....	15", 800W, 60°x60° horn, 55Hz-20kHz.....	1717.00
MK5394-BLACK.....	15", 800W, 90°x45° horn, 55Hz-20kHz.....	1717.00
MK5396-BLACK.....	15", 800W, 90°x60° horn, 55Hz-20kHz.....	1717.00
MK5399-BLACK.....	15", 800W, 90°x90° horn, 55Hz-20kHz.....	1717.00
MK81261-BLACK.....	8", 300W, 120°x60° horn, 60Hz-18kHz.....	1037.00
MK8196-BLACK.....	8", 300W, 90°x60° horn, 60Hz-18kHz.....	1037.00
SBK150-BLACK.....	15" subwoofer, 850W, 32Hz-160Hz.....	1313.00
SBK180-BLACK.....	18" subwoofer, 950W, 28Hz-139Hz.....	1575.00
SBK250-BLACK.....	2x15" subwoofer, 1700W, 32Hz-160Hz.....	2013.00

EAW



EAW VR SERIES SOUND REINFORCEMENT SPEAKERS This high-output flagship speaker line of EAW Commercial features high-density birch wood enclosures and rotatable and exchangeable horns, making it easy to design and install a system that provides even coverage and great sound quality. They have integrated mounting points for use with optional eyebolts or U-brackets. Available in black or white.

ITEM	DESCRIPTION	PRICE
VR61.....	6" 2-way/85Hz-20kHz/150W @ 8ohms.....	450.00
VR62.....	Dual 6" 2-way/80Hz-20kHz/250W @ 8ohms.....	551.00
VRM12.....	12" 2-way/73Hz-20kHz/300W @ 8ohms, vocal monitor.....	755.00
VRS18.....	18" 31Hz-145Hz/500W @ 8ohms, sub-bass enclosure.....	920.00
VRS12.....	Dual 12" 32Hz-150Hz/500W @ 8ohms, sub-bass enclosure.....	1021.00




EV LIVE X LOUDSPEAKERS These speakers are built to meet exacting power-handling specs and have high-frequency titanium compression drivers, rugged solid wood construction, SPL output up to 134db, frequency response up to 20kHz, and up to 1000W power-handling. Powered versions have 700W or 1000W Class "D" high-efficiency amplifiers that run cool without fans and have (2) XLR/TRS combo jacks, (1) Stereo RCA input, and (1) XLR link output. Cabinets are designed to pole-mount or stack with Live X subwoofers.

ITEM	DESCRIPTION	PRICE
Passive Speakers		
ELX112.....	12" 2-way, 250W continuous and 1000W peak.....	299.00
ELX115.....	15" 2-way, 400W continuous and 1600W peak.....	399.00
ELX215.....	2x 15" 2-way, 600W continuous and 2400W peak.....	599.00
ELX118.....	18" subwoofer, 400W continuous and 1600W peak.....	499.00
Powered Speakers		
ELX112P.....	12" 2-way, 1000W Class "D" amplifier.....	599.00
ELX115P.....	15" 2-way, 1000W Class "D" amplifier.....	699.00
ELX118P.....	18" subwoofer, 700W Class "D" amplifier.....	799.00

EV TOUR X SERIES SPEAKER SYSTEMS

These high-performance speakers feature EV's SMX woofers, for extraordinarily low levels of distortion without sacrificing sensitivity. The backbone grille design is aesthetic and damage-resistant, and the input panels and handle are ergonomically designed for maximum comfort. Steep slope analog cross-overs with elliptical filters provide up to 36dB per octave slopes, reducing acoustic transducer interaction for better sound and higher power handling. Floor monitors feature a patent-pending SST (Signal Synchronized Transducers) design which utilizes a split baffle layout, allowing the enclosure to be more compact and yield near-perfect driver phase summation. All models feature parallel Neutrik®NL4 inputs.



ITEM	DESCRIPTION	PRICE
TX1122.....	12" 2-way, passive, 90°x50° horn, 60Hz-20kHz, 500W, 8ohms.....	729.00
TX1152.....	15" 2-way, passive, 60°x40° horn, 55Hz-20kHz, 500W, 8ohms.....	749.00
TX2152.....	Dual 15" 2-way, passive, 60°x40° horn, 55Hz-13kHz, 1000W, 4ohms.....	1249.00
TX1181.....	18" subwoofer, 50Hz-160Hz, 500W, 8ohms.....	749.00
TX2181.....	Dual 18" subwoofer, 50Hz-160Hz, 1000W, 4ohms.....	1169.00
TX1122FM.....	12" 2-way vertical floor monitor, passive, 90°x50° horn, 500W, 8ohms.....	729.00
TX1152FM.....	15" 2-way vertical floor monitor, passive, 90°x50° horn, 500W, 8ohms.....	749.00
TX-W1.....	Wheel kit for TX1181 & TX2181, black.....	287.00



Follow us!

PRICES SUBJECT TO CHANGE WITHOUT NOTICE. Call today or visit us online!



Bend the Rules of Audio

Power + Audio + Optional Data Under One Jacket



RunONE™ Powered Speaker Cables

Gepco® Brand Powered Speaker Cables combine audio and power, along with optional data, under one durable, yet flexible jacket. With multiple uses for businesses, DJs, lighting rigs and tours, these new cables provide a portable and neat solution that saves time and hassle. Each cable combines power with two, eight or 12 channels of 110 Ohm balanced audio for line level, mic level or digital AES signals and can be used with self-powered speakers or in DMX lighting control. Additional configurations include two channels of Category 5e cable that can be used for data drops in remote power and audio applications. Snakes with optional data can also be used for digital audio transmission while running power to remote locations. Shielding around the power channels eliminates power noise from interrupting the audio/data signal, ensuring high-quality performance. Utilizing industry-standard connectors, Gepco® Brand cables are available in pre-defined and custom configurations.

See Our Listing On Page 505!


Convenient, Neat & Fast to Set Up

Digital 110 Ohm Audio
& DMX Lighting Applications


Flexible & Durable

Low Noise

Typical Noise from Bundled
Power & Audio Cables



Reduced Noise
from RunONE Cables



FULL COMPASS
PRO AUDIO | VIDEO | AV | LIGHTING
MUSICAL INSTRUMENTS

800-356-5844
FULLCOMPASS.COM

General Cable



EV ZX1 & ZX1-SUB COMPACT POWERED LOUDSPEAKERS

Powered by an amp module from EV's Tour Grade series, this lightweight portable loudspeaker system is well suited for clubs, houses of worship, and other concert venues. The 800W ZX1 features a biampified design with transducer protection, an 8" high-output LF transducer, 1" exit true compression driver, selectable high-pass filter, XLR/TRS combo line & XLR mic inputs, and a built-in pole mount. ZX1-SUB is a 700W 12" subwoofer, featuring DSP with low-end boost and polarity control, dual XLR stereo inputs and outputs, and pole mount.

ITEM	DESCRIPTION	PRICE
ZX1-90B-120V	8", 800W, 123 dB max. SPL, 90° x 50°	499.00
ZX1-SUB-120V	12", 700W, 126dB max. SPL, omnidirectional	599.00



EV ZX1 SERIES All models have steel grille construction, weatherized 8" LF drivers, 60Hz-20kHz frequency response, 200W continuous power handling, and DH2005 1" exit compression drivers. The ZX1 portable model features integral pole mounting, and dual NL4 Speakon connections. The ZX1i installation models feature Phoenix connectors and an integrated QuickSAM™ mounting bracket system, and same horn rotation capability as the portable series. The ZX1iIT models have an 8-ohm bypass position to allow constant voltage operation with multiple tap settings (6.5, 12.5, 25, 50, and 100W), and 100°x100° horn coverage. Call for 100°x100° model numbers (ZX1i-100xx).



ITEM	DESCRIPTION	PRICE
ZX1-90	8" spkr, 90°x50° horn, portable use, NL4, black	299.00
ZX1i-90	8" spkr, 90°x50° horn, install, Phoenix, black	480.50
ZX1i-90W	8" spkr, 90°x50° horn, Phoenix, white	480.50
SB122	12" passive subwoofer, 400W power handling	479.00
AB-ZE	Array bracket for 2 or 4 ZX1i speakers	133.50
CB1-EV	Padded carry case for ZX1	111.00
SC-ZX1	Slip cover	56.00
MP1-B	Mounting plate	122.50
TC-ZX	Terminal cover for ZX1 series	28.00
TCA-ZX1	Truss clamp	73.50

EV ZX3 12" 2-WAY LOUDSPEAKER Features the new DVX3121 12" woofer and the ND2 neodymium compression driver. Provides 600W continuous power in passive mode and 500W (LF)/40W (HF) in biamp mode. Includes 2 Speakon NL4 connectors. Available in white, substitute "W" for "B" at the end of the part number.



ITEM	DESCRIPTION	PRICE
ZX3-90B	90° x 50° horn, black	899.00
ZX3-90PI	90° x 50° horn, weatherized, black	1325.00
ZX3-60B	60° x 60° horn, black	899.00
ZX3-60PI	60° x 60° horn, weatherized, black	1325.00

EV ZX5 & ZX5A5 The Zx5 is a 15", 2-way cabinet with a light-weight, high-impact composite enclosure, featuring a 500W, forced-air cooled woofer with 3" voice coil, and a 2" neodymium compression driver. It's rated for 600W long-term power handling (2400W peak) and can produce 132dB SPL with very smooth 58Hz-15kHz frequency response. With two available coverage patterns (60°x60° or 90°x50°) and 2 adjustable monitor angles (45° or 55°). Ten built-in rigging and suspension points allow for a variety of mounting accessories. The ZX5A5 active speaker effortlessly delivers a continuous 250W into the HF and 1000W into the LF for an unprecedented power-to-weight ratio, and performance that is unmatched by powered systems costing twice as much. ZX5 portable versions are available in white as well – substitute "W" for "B" in part number.



ITEM	DESCRIPTION	PRICE
ZX5-60B	15" 2-way speaker, 60°x60°, 600W, 8ohms, Speakon, black	999.00
ZX5-90B	15" 2-way speaker, 90°x50°, 600W, 8ohms, Speakon, black	999.00
ZX5-60PI	Permanent install version of ZX5-60B, black only	1447.00
ZX5-90PI	Permanent install version of ZX5-90B, black only	1447.00
ZXA5-60B	Active 15" 2-way speaker, 60°x60°, 1000W LF, 250W HF, XLR & 1/4" TRS, black	1699.00
ZXA5-90B	Active 15" 2-way speaker, 90°x50°, 1000W LF, 250W HF, XLR & 1/4" TRS, black	1699.00



EV QRX SERIES SPEAKERS QRx speakers use top-line EV drivers such as EVX woofers and the new DH7 large-format compression driver. QRx series also features a 75° x 60° asymmetrical (15° up, 35° down) horn that can be rotated to direct the highs where you want the sound to go. All full-range systems also have RMD™ for incredible sound quality, and they come equipped with L-track flying hardware and single-stud Ancre fittings, ready to hang. QRx speakers are made from 13-ply birch plywood and finished in Futura™, a weather-resistant polyurethane finish that resists dings that come with portable audio. Also available in white.



ITEM	DESCRIPTION	PRICE
QRX-112/75	12", 2-way, 300W	1652.00
QRX-115/75-BLK	15", 2-way, 400W	1680.00
QRX-153/75-BLK	15", 3-way, 400W	2295.00
QRX-212/75-BLK	Dual 12", 2-way, 600W	2100.00
QRX-118S	18", 600W subwoofer	1599.00
QRX-218S-BLK	Dual 18", 1200W subwoofer	2620.00

EV ZX4 15" 2-WAY PA SPEAKER ZX4 is designed with main mix and monitor duties in mind. It features an integrated pole mount, and for varying stage depths is capable of 45° or 55° angles via integrated retractable monitor feet. The DH3 compression driver with its pure titanium diaphragm, coupled with the Zx4's large 90° x 50° horn allows for tremendous intelligibility and pattern control. The EVS15-SF 15" LF delivers tight, low bass and 400W continuous power handling (1600W peak), sensitivity is 100dB and max SPL is 132dB.



ITEM	DESCRIPTION	PRICE
ZX4	15" 2-way speaker, 400W, 44.5lbs	699.00



EON-305

JBL EON 300 & 500 SERIES POWERED SPEAKERS

The EON-305 is a 15" 2-way passive loudspeaker that features 2 parallel-linked Speakon/ 1/4" combo jacks. The EON-315's input is a balanced XLR/1/4" combo that is mic-line switchable and features 1 XLR output for signal loop-through. The EON 500 Series features one XLR out (selectable), one XLR/ 1/4" input, additional 1/4" ins, and Differential Drive® woofers. The EON-510 has a 10" woofer, the EON-515XT has a 15" woofer and the EON-518S has an 18" woofer. The EON-515XT also features Crown® Class "D" technology. The EON-518S features level control, dual inputs, a stereo crossover network, a pole-mount cup for sub/satellite applications, a polarity reverse switch, peak limiter and a speaker level input.



ITEM	DESCRIPTION	PRICE
EON-305	15" 2-way, passive, 250W, 100°x60°, 50Hz-18kHz, 33lbs	379.00
EON-315	15" 2-way, active, 220W/LF, 60W/HF, 100°x60°, 50Hz-18kHz, 35lbs	549.00
EON-510	10" 2-way, active, 220W/LF, 60W/HF, 100°x60°, 70Hz-17kHz, 17lbs	629.00
EON-515XT	15" 2-way, active, 525W/LF, 100W/HF, 100°x60°, 42Hz-18kHz, 32.5lbs	699.00
EON-518S	18" subwoofer, active, 500W, 42Hz-100Hz, 65lbs	899.00
GPA-712LG	Rolling speaker bag for EON 515XT	129.99



Follow us!

Download your FREE Parts Catalog today! Visit fullcompass.com/parts



Punches

Above its weight



ZXA1

ZXA1-Sub

Weighing-in at just 19 and 46 pounds respectively, the 8" two-way ZXA1 and new 12" ZXA1-Sub from Electro-Voice combine to offer heavyweight performance in a featherweight package.

- Rugged, lightweight, low-profile construction
- Powerful onboard 800-W (ZXA1) and 700-W (ZXA1-Sub) Class-D amplifiers
- Custom-designed woofers and drivers deliver legendary EV sound quality
- Size-defying 126-dB maximum SPL
- Intuitive input panel for easy control and connectivity

JBL

NEW!



JBL PRX400 SERIES PASSIVE PORTABLE SPEAKERS Providing sensitivity, frequency response, and power handling, these speakers are designed for demanding audio environments. All models feature tough DuraFlex™ surfaces, 16ga. Screen-backed steel grille, suspension points, and professional connectors. All except PRX418S use a 90° x 50° nominal coverage pattern.

ITEM	DESCRIPTION	PRICE
PRX412M	12" 2-way, 300W, 65Hz-16kHz, 8ohms, stage monitor and loudspeaker.....	499.00
PRX415M	15" 2-way, 300W, 75Hz-16kHz, 8ohms, stage monitor and loudspeaker.....	549.00
PRX425	15" dual 2-way, 600W, 75Hz-16kHz, 4ohms, loudspeaker.....	749.00
PRX418S	18" 2-way, 800W, 52Hz-120Hz, 8ohms, subwoofer.....	749.00



JBL PRX600 SERIES ACTIVE PORTABLE SPEAKERS This series employs technology that allows you to create versatile and portable systems. Each model is designed for specific applications but integrate seamlessly with one another to offer many choices when building a system. Features Neodymium compression drivers, strong, lightweight poplar plywood and are protected by JBL's DuraFlex™ finish. The amplifier input panel of all models has XLR or 1/4" mic/instrument inputs with XLR loop through.

ITEM	DESCRIPTION	PRICE
PRX612M	12" 2-way active speaker, 1000W (2 x 500), Crown Class 'D' amp, 50Hz-19.5kHz, 90° x 50° nominal coverage, pole mount socket.....	799.00
PRX615M	15" 2-way active speaker, 1000W (2 x 500), Crown Class 'D' amp, 45Hz-19kHz, 90° x 50° nominal coverage, (8) M10 suspension and (1) pullback point.....	899.00
PRX625	15" dual 2-way active speaker, 1500W (3 x 500), Crown Class 'D' amp, 40Hz-19.5kHz, 90° x 50° nominal coverage, (8) M10 suspension and (1) pullback point.....	1199.00
PRX635	15" 3-way active speaker, 1500W (3 x 500), Crown Class 'D' amp, 41Hz-19kHz, 90° x 50° nominal coverage, suspension points and pole mount socket.....	1099.00
PRX618S	18" active subwoofer, 600W, Class 'D', 41Hz-130Hz, top pole mount.....	999.00
PRX618S-XLF	18" active subwoofer, 1000W (2 x 500), Class 'D', 30Hz-105Hz, top pole mount.....	1299.00
GPA-712SM	Rolling speaker bag for PRX12M.....	119.99

JBL JRX SERIES JRX100 delivers the performance and prestige JBL is known for an affordable price point. Features include 90x40 Progressive Transition Waveguide for best horn performance, beefy all steel handles and 18 gauge steel grill, SonicGuard protection, 3/4" MDF wood construction and dual-angle pole socket for better coverage. Connections are both Neutrik Speakon and 1/4" phone sockets. Install versions have no handles, feet or pole sockets but have M10 eyebolts.



ITEM	DESCRIPTION	PRICE
JRX112M	12" 2-way floor monitor 60Hz-16kHz 8ohms 250/1000W 43lbs.....	339.00
JRX112MI	Install version.....	379.00
JRX115	15" 2-way, 38Hz-16kHz 8ohms 250/1000W 60.5lbs.....	349.00
JRX115I	Install version.....	399.00
JRX118S	18" subwoofer, 38Hz-300Hz 4ohms, 350/1400W 71lbs.....	549.00
JRX118SP	18" powered subwoofer, 300/500W amplifier, stereo crossover, XLR inputs.....	899.00
JRX125	Dual 15" 2-way, 35Hz-16kHz 4ohms 500/2000W 94lbs.....	499.00

JBL

JBL CONTROL® 1 PRO/CONTROL® 5 SPEAKERS

Perfect for applications where tight corners and tough angles are all too common, the Control Series features a wide variety of available mounting systems allowing enclosures to be easily positioned. The Control® 1 Pro features an updated crossover network design providing steeper crossover slopes for exceptional sonic performance and improved consistency throughout the listening area. A wall-mount bracket is included. The molded enclosure houses magnetically shielded transducers, making the Control® 1 Pro well-suited for use near video monitors. Input connections are via spring-loaded terminals. The Control® 5 features a 6 1/2" woofer and 1" titanium tweeter, and is also magnetically shielded for use near computer monitors. Both models priced as each, but sold in pairs.



ITEM	DESCRIPTION	PRICE
CONTROL-1-PRO	5.25" 2-way speaker, 80Hz-20kHz, 150W, 4ohms.....	82.00
CONTROL-1-PRO-WH	White version of above speaker.....	82.00
CONTROL-5	6.5" monitor loudspeaker, 75Hz-20kHz, 175W, 4ohms, black.....	169.00
CONTROL-5-WHITE	6.5" monitor loudspeaker, 75Hz-20kHz, 175W, 4 ohms, white.....	169.00
5-0100	Ultra-duty mount bracket for Control-1-Pro.....	70.00
MTC51	Wall-mount bracket, ball/clamp design for Control 5.....	116.00
MTC52	Ceiling-mount bracket, ball/clamp design for Control 5.....	100.00

JBL CONTROL 29AV-1 An upgraded version of the Control 29AV loudspeaker, featuring re-voicing advancements in the crossover network. Developed in conjunction with Walt Disney Imagineering, the re-voicing provides a flatter frequency response with more natural midrange sound character, while extending the bass response. The result is improved clarity on speech and vocals with a more natural sound and wider frequency response for music.



ITEM	DESCRIPTION	PRICE
C29AV-1	8" 2-way speaker, 300W program.....	387.00

JBL CONTROL 30 A 10" 3-way speaker featuring a 5-1/4" mid-range and compression driver HF and 120x110 deg coverage. Power handling is 250W pink noise, 500W program and 1000W peak, and has an integral 70V transformer, a weather-resistant finish, and Sonic Guard overpower protection. It has excellent natural sound reproduction. 8-ohm nominal load, plus integral 70V transformer terminal strip wire mounts, 42lbs.



ITEM	DESCRIPTION	PRICE
CONTROL-30	10" 3-way speaker, black.....	681.00
CONTROL-30-WHITE	10" 3-way speaker, white.....	681.00

GALAXY AUDIO

GALAXY AUDIO HOTSPOT MINI SPEAKERS

The PA6S is a compact PA 2-way system featuring a 6.5" LF neodymium woofer and a 1.5" HF neodymium tweeter. It has a built-in compressor/limiter and an XLR pass thru on channels 1 and 2. The HOT-SPOT-VC-7 (HS7) is engineered for near-field vocal monitoring and has two Neolite 5" drivers and an 18dB stepped attenuator volume control. Both models include an integrated handle and mounting point for a mic boom.



ITEM	DESCRIPTION	PRICE
PA6S	2-way powered PA, 170W @ 4ohms, 80Hz-18kHz.....	299.99
HOT-SPOT-VC-7	Vocal monitor, passive, 200W, 150Hz-18kHz.....	139.99

GALAXY AUDIO MSPA/MSPADC POWERED MICRO SPOT MONITOR Weighing only 4.82lbs and smaller than a football, it delivers 30W to its internal 4.5" speaker, up to 99dB SPL. Includes XLR and 1/4" inputs, a 2-band EQ and built-in compressor/limiter. Mount to a wall or ceiling, or atop a mic stand with the included mounting hardware.



ITEM	DESCRIPTION	PRICE
MSPA	Power: 90-250VAC, 50/60Hz, 30W.....	199.99
MSPADC	Power: 90-250VAC, 50/60Hz, 30W, 12VDC, 3A.....	229.99



Follow us!

Commercial Lease-To-Own financing for businesses available!
Contact your Sales Pro for details.

PRX600

S E R I E S

PERFORMANCE YOU CAN TRUST



Your audience deserves to hear every note, every word, and every beat. PRX600 Series speakers were designed from the ground up to perform in the real world where difficult acoustical environments, high ambient noise levels or loud volumes are the norm. With four new full-range models and two new subwoofers you can tailor a system to fit your unique needs. And our 60 years of building speakers is engineered into every PRX600. Knowing that you can rely on your system to deliver gives you the freedom to deliver your very best.

That's performance you can trust.

PRX600

S E R I E S

POWERFUL.

RUGGED.

VERSATILE.



FULL COMPASS

PRO AUDIO | VIDEO | AV | LIGHTING
MUSICAL INSTRUMENTS

800-356-5844
FULLCOMPASS.COM

JBL

PROFESSIONAL
by HARMAN

AUDIO



MUSIC



COMPUTER AV



VIDEO



LIGHTS



ACCESSORIES

**LINE 6**

L3S FRONT & BACK PANEL



L3T FRONT & SIDE VIEW

L3T CLOSE-UP
OF MIXER PANEL**NEW!****LINE 6 STAGESOURCE SERIES LOUDSPEAKER SYSTEM**

These 3-way, tri-amped loudspeaker systems are optimized for a variety of performance scenarios. A combination of on-board accelerometers and pole-mount sensors automatically detect speaker orientation and set the DSP-based Smart Speaker modes accordingly. Other features include integrated 12-band feedback suppression, multifunction design, and (4) M10 fly points. L6 LINK™ digital networking support allows for automatic self-configuration, Smart Speaker mode adjustment, and system-wide optimization. For use as a stand-alone PA, L3t adds an integrated 2ch mixer with EQ, effects, and acoustic guitar modeling. The L3M/L3T models each have (1) XLR-1/4" balanced line in, (1) stereo RCA in and (1) L6 LINK™ XLR. The L3S sub has (1) XLR-1/4" balanced line ins and the L6 LINK™ XLR.

ITEM	DESCRIPTION	PRICE
STAGESOURCE-L3M.....	Dual 10", 3-way, 1400W, active speaker.....	999.99
STAGESOURCE-L3T.....	Same as above, w/ DSP and 2-channel mixer.....	1199.99
STAGESOURCE-L3S.....	Dual 12", 2-way, 1200W, active subwoofer.....	1199.99

LINE 6**NEW!**

STAGESCAPE M20D

TOUCH SCREEN MIXING SYSTEM

**SEE PAGE 211****FBT JOLLY SERIES COMPACT SPEAKERS**

These are light-weight and compact 2-way speakers in black polypropylene enclosures and come in passive and active models, some of which are bi-amped. They feature 5"-15" woofers and dome tweeters. Models listed with Neutrik Combi (XLR and 1/4") input jacks also have mic/line inputs. The 2 active subwoofer models feature birch enclosures. The Red Series offers slightly less powerful, less expensive alternatives. The JOLLY5B is also available in a transformer tap version for use in 70V/100V systems.



ITEM	DESCRIPTION	PRICE
Blue Series		
JOLLY5B.....	5" passive speaker, 80W, 16ohms, 1/4" & terminal inputs.....	155.00
JOLLY8B.....	8" passive speaker, 100W, 8ohms, 2 Neutrik NL4 inputs.....	255.00
JOLLY12B.....	12" passive speaker, 200W, 8ohms, 2 Neutrik NL4 inputs.....	389.00
JOLLY15B.....	15" passive speaker, 350W, 8ohms, 2 Neutrik NL4 inputs.....	439.00
JOLLY5BA.....	5" active bi-amped spkr, 80/20W, Neutrik combi-jack input.....	319.00
JOLLY8BA.....	8" active bi-amped spkr, 150/50W, Neutrik combi-jack input.....	479.00
JOLLY12BA.....	12" active bi-amped spkr, 250/50W, Neutrik combi-jack input.....	679.00
JOLLY15BA.....	15" active bi-amped spkr, 300/50W, Neutrik combi-jack input.....	749.00
Red Series		
JOLLY5RA.....	5" active speaker, 60W, Neutrik combi-jack input.....	235.00
JOLLY8RA.....	8" active bi-amped speaker, 80/20W, Neutrik combi-jack input.....	365.00
Subwoofers		
JOLLYSUB10A.....	10" active subwoofer, 300W.....	889.00
JOLLYSUB12A.....	12" active subwoofer, 300W.....	1069.00
70V/100V Model		
JOLLY5BT.....	5" passive speaker w/transformer, 80W, terminal strip I/O only.....	199.00

McCauley**MCCAULEY SOUND M421
INSTALLATION & TOURING
SUBWOOFER**

This unique quad 21" subwoofer boasts a peak output of 155 dB SPL with continuous power handling of 12,000W. The M421 instantly adds unrivaled low frequency power and punch to any sound system. This naturally cardioid sub requires less space to achieve it's massive output than conventional subs, and at only 23.1" tall will fit comfortably under most stages. It features four 21" long-excursion neodymium motor transducers with specially designed 6" voice coils in an isobaric assembly. Cabinet features include integrated handles, skids and removable casters.

**NEW!**

ITEM	DESCRIPTION	PRICE
M421.....	(4) 21" speakers, 16Hz-120Hz (-10dB), 8ohms, installation & touring subwoofer.....	CALL

NEXO**NEXO PS R2 SERIES
LOUDSPEAKER SYSTEMS**

Versatile, compact, full range loudspeakers created for a wide range of touring and installed sound reinforcement applications. Rotatable asymmetrical horns for PA, stage monitor and fill applications. Supported by a full range of mounting and flying accessories. Dedicated TD Controllers ensure linear and reliable operation. Also available with the horn located on either the right (R) or left (L) and some models are available in a white painted finish (models listed below are black). Please call for more information.



ITEM	DESCRIPTION	PRICE
Speakers		
PS15UL.....	15" high power 2-way full range loudspeaker, horn on left in monitor position.....	2374.88
PS15UR.....	Same as PS15UL, horn on right in monitor position.....	2374.88
PS10UL.....	10" compact 2-way full range loudspeaker, horn on left in monitor position.....	1462.62
PS10UR.....	Same as PS10UL, horn on right in monitor position.....	1462.62
LS600-SUB.....	15" high power subwoofer for PS10-R2 loudspeakers.....	1741.58
Signal Processors		
PS15U-TD-V3.....	Precision system controller for PS15U.....	791.63
PS10U-TD-V3.....	Precision analog system controller for PS10U/LS600-SUB.....	791.63
Accessories		
VNI-WS15.....	Wallmount hanging bracket for PS15U.....	230.34
VNI-WS10.....	Wallmount hanging bracket for PS10U.....	193.44
VNT-SSBRK10.....	Touring/production cradle for PS10U.....	260.06
VNT-SSBRK15.....	Touring/production cradle for PS15U.....	312.08
VNT-TCBRK.....	Truss clamp adaptor for various PS R2 accessories.....	111.46
VNT-XHBRK.....	Lifting ring for various PS R2 accessories.....	78.02
VNT-TTC.....	Adjustable tilt angle lifting bar for single PS R2 loudspeakers, requires VNT-XHBRK lifting ring or VNT-TCBRK truss clamp adaptor.....	156.04
VXT-PLSTD.....	Mounting accessory for PS R2 series; mast pole.....	27.49
VXT-UPS10.....	Pole mount accessory for 2x PS10U on single pole.....	56.48

**CERTIFIED REPAIR BY
EXPERIENCED TECHNICIANS**

FULL COMPASS IS A FACTORY-AUTHORIZED
REPAIR CENTER FOR MANY OF THE MAJOR
BRANDS WE CARRY.



Follow us!

We offer over 700 top brands, low prices and outstanding service.