



- AUDIO
- COMPUTER AV
- VIDEO
- LIGHTS
- MUSIC
- ACCESSORIES

ART 

ART SLA SERIES POWER AMPLIFIERS Units are self-contained in a steel enclosure, with XLR, 1/4" TRS, and Euroblock balanced (except SLA1) inputs and binding post outputs. SLA1 and SLA2 are 2-channel units, while the SLA4 has 4 channels and can be switched easily from multi-channel, stereo and bridged mono modes.

ITEM	(ST/CH) 8 OHMS	4 OHMS	PRICE
SLA1	100W	130W	269.00
SLA2	200W	280W	369.00
SLA4	4x 100W	140W	439.00

ASHLY 

ASHLY SRA SERIES 2 AND 4 CHANNEL POWER AMPLIFIERS Uses switch-mode-power supplies & Class-D amplifier circuitry. Features include: convection cooling, extremely low noise, an internally switchable 120V/240V power supply, extensive protection circuitry, euroblock inputs and screw terminal outputs. Amplifiers are housed in a 1RU chassis, weigh only 10lbs and are designed to drive 4- or 8-ohm loads.

ITEM	DESCRIPTION	8 OHMS	4 OHMS	PRICE
SRA2075	Stereo power amp	40W	75W	525.00
SRA2150	Stereo power amp	80W	150W	610.00
SRA4075	4-channel power amp	40W	75W	710.00
SRA4150	4-channel power amp	80W	150W	830.00

behringer 

BEHRINGER EPX STEREO POWER AMPLIFIERS These amps are based on switch-mode power supplies and Class "H" topology, eliminating the heavy transformer, and providing tighter bass performance. Models feature switchable limiters, detented gain controls for each channel, built-in subwoofer, satellite crossover, and independent DC and thermal overload protection. I/O includes XLR, 1/4" and RCA inputs and binding post and Speakon-compatible outputs.

ITEM	DESCRIPTION	4 OHMS	2 OHMS	PRICE
EPX2000	Stereo power amp	2x650W	2x1000W	349.99
EPX2800	Stereo power amp	2x800W	2x1400W	349.99
EPX3000	Stereo power amp	2x900W	2x1500W	399.99
EPX4000	Stereo power amp	2x1200W	2x2000W	399.99

CREST AUDIO 

CREST AUDIO PRO-LITE™ SERIES POWER AMPS Incredibly lightweight (<10lbs) and built on an advanced, high speed class D design with switch-mode power supply. These amps feature 2 channels with channel-independent, fourth order 100Hz crossovers (ELITE-1800DSP: adjustable). Each offers parallel, stereo, & bridged modes (1800W @ 4ohms bridged). Automatic Clip Limiting (ACL) prevents the amp from sending potentially damaging clipped signals to the loudspeakers. Other features include combi XLR-1/4" inputs, Speakon® outputs, & XLR thru connector. The ELITE-1800DSP features an onboard digital signal processor that hosts a suite of delays (0-120ms per channel). It integrates Waves® MaxxBass® Bass extension technology, which uses psycho-acoustics to create precise harmonic overtones that give the perceived effect of adding low frequencies to the mix. It also offers lockable level controls, switchable DSP processed or dry signal, high-pass filter, & USB port.

ITEM	DESCRIPTION	PRICE
PRO-LITE-2.0	Power amp, 900w x 2 @ 2 ohms/300w x 2 @ 8 ohms	379.00
PRO-LITE-2.0-DSP	Power amp as above but with DSP	579.00

PRO5200 

CREST AUDIO PRO 200 SERIES POWER AMPLIFIERS Exceptionally high power ratings (6500W @ 4ohms bridged on the PRO9200) in a compact (2RU) and lightweight (under 25 lbs.) package. Amps feature Active Clip Limiting (ACL™) to protect connected drivers and IGM Impedance Sensing to accommodate varying impedance outputs. They are tunnel-cooled with high-efficiency heat sinks and dual variable-speed fans to extend amplifier life. Inputs are balanced XLR/TRS combo connectors and outputs are on both Speakon® and binding posts.

ITEM	(ST/CH) 8 OHMS	4 OHMS	2 OHMS	PRICE
PRO5200	290W	525W	850W	1199.00
PRO7200	590W	1000W	1650W	1399.00
PRO8200	825W	1450W	2250W	1499.00
PRO9200	1300W	2200W	3250W	2299.00

CREST AUDIO 

CREST AUDIO PA150 CONVECTION COOLED POWER AMP 1-space rack-mountable amp with 32-ohm capability bridged for a 150W/70V distribution system. Each channel is protected from excessive operating temperatures with an automatic thermal/fault system. Features an SPS compression system that activates compression circuitry when clipping is imminent. Has barrier strip I/O.

ITEM	RMS (PER CH) @ 16, 8, 4 OHMS	RMS BRIDGED @ 32, 16, 8 OHMS	PRICE
PA150	75W	150W	476.00

CC1800 


CREST AUDIO CC SERIES AMPLIFIERS All CC Series amplifiers are built with tunnel-cooled heat sinks, variable-speed DC fans with front to back cooling, linear toroidal transformer power supplies, magnetic circuit breaker on/off switches and extensive protection circuitry for superior efficiency into difficult loads and power conditions. They feature recessed step attenuators, 16-gauge steel chassis, and mode selector switches for stereo, parallel and bridged mono operation. Inputs are balanced female XLR, 1/4" TRS combo jacks and the outputs are Speakon® and 5-way binding posts. These robust amps also boast more power devices (16 per channel) than any competitive amplifier, plus a switched-rail class H output stage and triple-compound design to provide low distortion and excellent thermal stability. Five-year warranty.

MODEL	8 OHMS	4 OHMS	2 OHMS	MONO 4	WEIGHT	PRICE
CC1800	450W	700W	900W	1800W	32.6lbs.	549.00
CC2800	595W	965W	1400W	2800W	39.8lbs.	745.00
CC4000	800W	1350W	2000W	4000W	43.3lbs.	995.00

CROWN 

CROWN D-45 AND D-75A COMPACT POWER AMPS Compact 1RU space. Detented level controls. Ultra-low distortion. Outstanding long-term value. Ultra-low distortion makes them ideal for a variety of applications that include recording or broadcast studio nearfield monitoring, recording/broadcast headphone system amp or small paging system.

ITEM	(ST/CH) 8 OHMS	4 OHMS	PRICE
D45	25W	35W	738.00
D75A	40W	55W	973.00

CREST AUDIO 

CREST AUDIO XT12 SERIES These power amps feature Peakx Plus™ limiters that allow full control over threshold, attack and release. Enhanced Subharmonic Synth allows you to manage frequency, gain and filter type for application-specific tuning. Amps have 29 user-defined presets, software visibility of AC line voltage and power supply temperature, and come with updated HiQnet Band Manager™ and System Architect™ control software. All units feature XLR inputs and speakon NLAMP, binding post outputs.

ITEM	8 OHMS	4 OHMS	2 OHMS	BRIDGED 8	BRIDGED 4	PRICE
XT11002	275W	500W	700W	1000W	1400W	499.00
XT12002	475W	800W	1000W	1600W	2000W	699.00
XT14002	650W	1200W	1600W	2400W	3200W	999.00
XT16002	1200W	2100W	3000W	4200W	6000W	1999.00

MACRO TECH I 

CREST AUDIO MACRO TECH I SERIES Features Crown Audio's patented Class-I circuitry and studio-quality analog signal processing with built-in load, line voltage, input and output monitoring. Standard Ethernet networking (via HiQnet's System Architect®) allows the system to become operable from any location as well as providing integrated monitoring, and its global power supply delivers maximum power anywhere. A 3-year, no-fault, fully-transferable warranty is offered as well.

ITEM	8 OHMS/CH	4 OHMS/CH	8 OHMS BRIDGED	4 OHMS BRIDGED	PRICE
MA50001	1250W	2000W	4000W	3600W	CALL
MA90001	1500W	3000W	6000W	5000W	CALL
MA120001	2100W	4000W	8000W	7000W	CALL

Tenemos ventas y servicio en Español. Expertos que hablan Español disponibles en x1178 y x1164.



RUN THE SHOW



XLS Take command of center stage with Crown's new XLS amplifiers. The high-performance class-D amplifier combined with its integrated PureBand™ Crossover System deliver unmatched performance and sound; while its multiple inputs let you plug in anything you want. Peak™ Limiters effortlessly protect your speaker investment, and at 12 pounds moving from show to show is a breeze. Powerful, flexible, portable, and reliable – RUN THE SHOW with a power amplifier designed to play hard all night long.



XLS



FULL COMPASS

PRO AUDIO | VIDEO | AV | LIGHTING
800-356-5844
FULLCOMPASS.COM

- AUDIO
- COMPUTER AV
- VIDEO
- LIGHTS
- MUSIC
- ACCESSORIES



CROWN XLS SERIES AMPS The XLS Series of power amplifiers consists of four economical models, identical except for output power, depth and weight. All models feature Class D amps, XLR, 1/4" and RCA inputs, integrated PureBand™ Crossover System, Peakx™ Limiters, forced-air fans, a switched-mode power supply, touch-proof binding post and Speakon® outputs. They also have precision detented level controls, power switch, power LED, and 6 LEDs which indicate signal, clip and fault for each channel. Designed for 4- to 8-ohm loads in stereo, and 8ohms in bridged mono mode. 3-year, no-fault, fully transferable warranty.

ITEM	DESC.	(ST/CH)	8 OHMS	4 OHMS	BRIDGE-MONO 8	WT (LBS)	PRICE
XLS1000	2RU	215W	350W	700W	8.6	299.00	
XLS1500	2RU	300W	525W	1050W	8.6	399.00	
XLS2000	2RU	375W	650W	1300W	10.75	499.00	
XLS2500	2RU	440W	775W	1550W	10.75	599.00	



EV Q-SERIES The Q-Series is based on EV's reference-standard P-Series. Designed for cost-limited, mobile applications or smaller installations. Neutrik Speakon® outs for channels A/B and active balanced XLR ins with paralleled XLR outs for easy signal routing. Includes rear-mounted, dB-scaled level controls, and is packed into 3RU zinc-plated steel housing.

ITEM	(ST/CH)	8 OHMS	4 OHMS	8 OHMS BRIDGED	PRICE
Q44-II	270W	450W	900W	499.00	
Q66-II	380W	600W	1200W	649.00	
Q99	550W	900W	1800W	849.00	
Q1212	750W	1200W	2400W	1049.00	



EV CP SERIES Class H power amps with outstanding dynamic range from a nonlinear signal monitor. This feature limits amplifier distortion to less than 1%, eliminating the "hard-edged" clipping which can destroy most speaker systems. The power supply delivers high peak signals, providing output headroom more than 30% over their average continuous rating. Paralleled male & female XLR I/O for easy rack wiring, and Speakon® outputs are provided.

ITEM	(ST/CH)	8 OHMS	4 OHMS	2 OHMS	PRICE
CP1200	240W	400W	600W	899.00	
CP1800	350W	600W	900W	999.00	
CP2200	500W	800W	1100W	1199.00	
CP3000S	600W	1100W	1600W	1699.00	
CP4000S	900W	1500W	2100W	1999.00	

LAB.GRUPPEN

LAB.GRUPPEN PLM SERIES POWER AMPS

Integrating Lake® Processing and Lab.gruppen's FP+ Series technologies, PLM amps provide networked digital signal distribution, load verification, performance monitoring and drive processing in a 2RU chassis with a front panel menu-driven software interface. I/O includes XLR analog and AES/EBU inputs with loop thru, and your choice of output on binding post (BP) or Speakon NL4 (SP) versions. Noteworthy features include an extensive loudspeaker preset database, daisy chaining and system redundancy capabilities, adjustable amplifier gain, digital output attenuation, and adjustable Inter-Sample Voltage Peak Limiting. Regulated Switch Mode Power Supply (R.SMPS) delivers full power, even during long periods of heavy bass. The Power Average Limiter prevents tripping breakers. PLM10000Q models are 2X4 amplifiers, (four amp channels driven from two inputs). PLM14000 is a 2-channel amplifier.



ITEM	8 OHMS	4 OHMS	2 OHMS	PRICE
PLM10000Q/BP	1300W	2300W	2350W, 4 pairs of binding post outputs	CALL
PLM10000Q/SP	1300W	2300W	2350W, 1xNLT8, 2xNL4 Speakon outputs	CALL
PLM14000/BP	2300W	4300W	7000W, 4x dual binding post outputs	CALL

LAB.GRUPPEN

FP6400



LAB.GRUPPEN FP FERRITE POWER SERIES AMPS These high-technology, cool running, and lightweight, high-power amplifiers feature: regulated switch mode power supplies for consistent, reliable sonic performance at full output power. An intercooler system for efficient dissipation of heat through the use of copper heat sinks and speed-controlled fans, matching load system which allows user control over power transfer into individual speaker loads. Models FP6400 and FP3400 utilize class TD amplifier designs which combine the sonic excellence of A/B with the efficiency of class D, for efficient high power performance. The FP2400 is a 4-channel amp. Neutrik combo XLR/TRS inputs and Speakon outputs.

ITEM	8-OHM LOAD	4-OHM LOAD	2-OHM LOAD	WEIGHT	PRICE
FP2400Q	4X 370W	4X 380W	4X 640W	18lbs	2799.00
FP3400	2X 1100W	2X 1500W	2X 1700W	22lbs	CALL
FP6400	2X 1300W	2X 2300W	2X 3200W	22lbs	CALL

FP7000



LAB.GRUPPEN FP+ SERIES TOURING AMPLIFIERS These are lightweight (27lbs), high-power amplifiers that feature regulated switch-mode power supplies and patented Class TD output stages. The TD amplifier design incorporates the sonic excellence of type A/B with the efficiency of a class D amp design. Adjustable parameters include selectable gain, scalable Voltage peak limiter, and bridge-mode operation to allow custom configurations for any system or application. These amps are available in 2- or 4-channel configurations, have XLR and link inputs, and binding post or NL4 outputs depending on model. Add the optional NLB 60E NomadLink Bridge and you can have remote monitoring, control, and power sequencing functions up to 60 amps with no separate modules to install. The phantom powered loop technology makes it possible to maintain communication via PC, even if an amplifier in the system should accidentally power off. Models with BP have binding post outs, SP models have NL4 Speakon outs.

ITEM	DESCRIPTION	(ST/CH)	8 OHMS	4 OHMS	2 OHMS	PRICE
FP7000/BP	2-channel	1450W	2800W	3500W	CALL	
FP7000/SP	2-channel	1450W	2800W	3500W	CALL	
FP6000Q/BP	4-channel	625W	1250W	1500W	CALL	
FP6000Q/SP	4-channel	625W	1250W	1500W	CALL	
FP10000Q/BP	4-channel	1300W	2100W	2500W	CALL	
FP10000Q/SP	4-channel	1300W	2100W	2500W	CALL	
NLB60E	Optional NomadLink Bridge interface/network controller				1120.00	



IPR1600

PEAVEY ELECTRONICS IPR SERIES Features high-speed Class "D" topology, a resonant switch-mode power supply, 2 independent crossovers, 1/4" & XLR inputs, and Neutrik® Speakon® combo outputs. The IPR DSP line features an onboard DSP section with delay, EQ, assignable independent crossovers, and lockable security settings. They integrate Waves® MaxxBass® technology and use psychoacoustics to create precise harmonic overtones that give the illusion of adding low frequencies to the mix, thus negating the need for more power amps and subwoofers.

ITEM	4 OHMS (RMS)/CHANNEL	2 OHMS (RMS)/CHANNEL	PRICE
PV-IPR1600	530W	800W	299.99
PV-IPR3000	1000W	1500W	399.99
PV-IPR4500	1500W	2250W	549.99
PV-IPR6000	2000W	3000W	649.99
PV-IPR-DSP1600	530W	800W	449.00
PV-IPR-DSP3000	1000W	1500W	599.99
PV-IPR-DSP4500	1500W	2250W	699.99
PV-IPR-DSP6000	2000W	3000W	849.99



PEAVEY ELECTRONICS CS SERIES POWER AMPS Features compression/anti-clipping protection technology, DC voltage & turn-on/turn-off protection, 2 temp-dependant dual-speed fans (1 in the CS800X4). The 4080HZ model is for subwoofers (does not run 4ohms/bridged). All models feature combo XLR-1/4" inputs, Speakon®, Binding Post speaker outs, and IEC mains connectors. The CS800X4 is 4-channel except in bridged mode.

ITEM	8 OHMS/CH	4 OHMS/CH (RMS)	2 OHMS/CH (RMS)	4 OHMS/BRIDGED	PRICE
CS1400	330W	500W	700W	1400W	629.99
CS2000	495W	760W	1075W	2150W	799.99
CS3000	650W	1065W	1550W	3100W	949.99
CS4000	800W	1350W	2000W	4000W	1049.99
CS4080HZ	1250W	2040W	N/A	4080W (8ohms/brdgd)	1299.99
CS800X4	180W	300W	400W	825W (2ch only)	899.99

We service many of the major brands that we carry. Call our Authorized Repair Department at ext. 1172





PV1600



PEAVEY ELECTRONICS PV SERIES POWER AMPLIFIERS All models feature Peavey's patented Turbo-V Cooling™, DDT™ speaker protection, and detented gain controls. The 900 and 1500 models include 2 built-in 150Hz crossovers, a separate Speakon® mono bridge output, and a 2-speed demand-sensitive fan. The 2600 model features a large toroidal transformer, a 150Hz/18dB/octave subwoofer crossover, a current rush-in limiter, and overheat/short circuit/DC/clip limiting/faulty load protection. The PV 1600 Bi-pack is designed for biamping non-powered speakers. It features a 50Hz bass boost with roll off, a specialized crossover with built-in EQ, combo XLR-1/4" inputs, and 4-conductor Speakon® outputs. For a triamped system, the PV 3800 can connect to the PV 1600 Bi-pack via 1/4" or XLR cable, and features a crossover tailored for subwoofers, fault load correction, and turn on/off protection.

ITEM	8 OHMS/CHANNEL	4 OHMS/CHANNEL	PRICE
PV900	180W	300W	329.99
PV1500	300W	500W	469.99
PV2600	550W	900W	599.99
PV1600-BIPACK	.930W @ 4ohms to subs, 350W @ 4ohms to HF drivers		463.13
PV3800	.775W/ch @ 8ohms, 1300W/ch @ 4ohms, 2650W/bridged @ 8ohms.		829.99



QSC GX SERIES PROFESSIONAL POWER AMPLIFIERS For those who need superior performance and portability for less. All models supply maximum possible power to 4ohm and 8ohm loads. The GuardRail™ feature protects the amp and speakers from overdrive or temperature-related damage without shutting down the system. Has XLR, 1/4" TRS and phono input connectors, Speakon combo output connectors (accepts 1/4" TS plugs or Speakon 2-pole & 4-pole plugs), and binding post outputs. The GX7 features PowerLight supply in its Class 'H' output section for more overall output power.

ITEM	8 OHMS/2 CHNLS	4 OHMS/2 CHNLS	8 OHMS/1 CHNL	4 OHMS/1 CHNL	PRICE
GX3	300W	425W	350W	550W	299.99
GX5	500W	700W	600W	850W	399.99
GX7	725W	1000W	800W	1200W	599.00

RMX4050HD



RMX4050HD (REAR)



QSC RMX SERIES Compact and powerful, taking only 2 rack spaces, quiet with variable speed rear to front fan cooling. Front panel level controls, XLR/TRS/Barrier inputs and Speakon and binding post outputs. Independent user definable clip limiters and selectable low cut filters. **FREE 6-YEAR FULL FACTORY WARRANTY.**

ITEM	8 OHMS	4 OHMS	2 OHMS	WEIGHT	PRICE
RMX850	200W	300W	430W	35 lbs.	369.00
RMX1450	280W	450W	700W	40 lbs.	499.00
RMX1850HD	360W	600W	900W	50.5 lbs.	599.00
RMX2450	500W	750W	1200W	44.5 lbs.	699.00
RMX4050HD	800W	1400W	2000W	68 lbs.	1399.00
RMX5050	1050W	1600W	2000W	75 lbs.	1599.00

QSC POWERLIGHT 3 SERIES

This series has 3 models ranging in power from 1250W to 4000W per channel at 2ohms. All are 2RU, only 15.6" deep and 22lbs. They feature high-efficiency switchmode power supplies, DataPort for remote computer control, removable knobs with lock-out security plate, user-defeatable clip limiters and selectable low-frequency filter per channel, 3 selectable input gains, front and rear panel LEDs to indicate switch settings, Parallel Dataport, XLRM and XLRF connectors, and Speakon and "Touch Proof" binding post outputs.



ITEM	8 OHMS	4 OHMS	2 OHMS	WEIGHT	PRICE
PL325	500W	850W	1250W	22lbs.	1197.60
PL340	800W	1250W	2000W	22lbs.	1455.20
PL380	1500W	2500W	4000W	24lbs.	2439.20



QSC PLX2 SERIES POWER AMPLIFIERS

Premium quality high-power amplifiers combining lightweight, superlative audio quality and proven QSC reliability. The "02" models support 2-ohm loading for users who need to drive up to 4 loudspeakers from each amplifier channel, or when extremely high power bridge mono operation is required. Models feature built-in subwoofer processing, filter switches, and front panel indications of bridge mono status. The compact "04" models are designed to power 1 or 2 speakers from each amplifier channel (4-ohm minimum loading). Weighing just 13 pounds these "plug-and-play" amplifiers are perfect for ultra-portable rigs, as well as reference-quality playback. All models feature balanced XLR and 1/4" TRS input connectors, and Speakon NL-4 output connectors.



ITEM	8 OHMS	4 OHMS	2 OHMS	PRICE
PLX1104	2x 325W	2x 550W	N/A	699.00
PLX1804	2x 600W	2x 900W	N/A	799.00
PLX1802	2x 330W	2x 575W	2x 900W	899.00
PLX2502	2x 450W	2x 750W	2x 1250W	1029.00
PLX3102	2x 600W	2x 1000W	2x 1550W	1129.00
PLX3602	2x 775W	2x 1250W	2x 1800W	1349.00

SERV0600



SAMSON

SAMSON SERVO SERIES POWERED AMPS The Servo 200, 201A, 300 and 600 amplifiers feature large 3-color level LED meters and independent channel volume controls. The rear panels include 1/4" balanced and RCA input connectors, as well as 5-way binding post and 1/4" speaker outputs. They also feature stage power protection circuitry that ensures optimal performance and protection of connected components. The 120a is the same as the above models with 5-segment, 3-color LED meters, headphone jack and is convection-cooled.

ITEM	DESCRIPTION	BRIDGED MONO 8 OHMS	PER SIDE 4 OHMS	PRICE
SERVO120A	1RU, convection-cooled	120W	60W	199.00
SERVO200	2RU	200W	100W	199.00
SERVO300	2RU	300W	150W	279.00
SERVO600	2RU	600W	300W	329.00



YAMAHA P SERIES AMPS The upgraded P series feature high output in a 2 rack-space unit. All units have XLR balanced & 1/4" TRS balanced inputs, Speakon/binding post/1/4" outputs, low cut filtering and integrated subwoofer crossover and YSP speaker protection circuitry.



ITEM	(ST/CH) 8 OHMS	4 OHMS	2 OHMS	PRICE
P2500S	250W	310W	650W	CALL
P3500S	350W	450W	1000W	CALL
P5000S	500W	700W	1300W	CALL
P7000S	700W	950W	1600W	CALL

T5N



T5N (REAR)



YAMAHA TN SERIES NETWORK POWER AMPLIFIERS Developed primarily for high end tour sound and installation markets, the series provides plenty of power to drive line array speakers (with 2ohm drive capability). The input gain level for all models is 26dB. Equipped with additional power supply circuitry protection against low or high voltage. A flat-wire power transformer is used, reducing impedance and keeping power that could be lost due to heat. A high-volume fan cooling system helps maintain reliability & power consumption is reduced by 50% compared to conventional amps thanks to Yamaha's high-efficiency EEngine amp technology. The series also features the ACU-16C Amp Control Unit option (not included) and on-board networking capability for remote control and monitoring. Connectors include 2x XLR-3-31 & Euroblock (balanced) inputs, 2x SPEAKON outs, 1x 5way biding post out, & 2x RJ45 data ports. Each features removable handles and 2 Euroblock connectors.

ITEM	8 OHMS	4 OHMS	2 OHMS	PRICE
T3N	2x 800W	2x 1400W	2x 1900W	CALL
T4N	2x 1150W	2x 1950W	2x 2200W	CALL
T5N	2x 1350W	2x 2200W	2x 2500W	CALL
ACU16-C	Amplifier control unit			CALL

Quick Purchase: 800-476-9886

M-F: 8:30-5:30 CST



FULLCOMPASS.COM

Full Service: 800-356-5844

M-F: 9:00-5:30 CST



AUDIO



COMPUTER AV



VIDEO



LIGHTS



MUSIC



ACCESSORIES

