




**ATLAS SOUND SD/GD CEILING SPEAKERS** 8" ceiling speakers with built-in 70V transformers and optional circular ceiling grilles. The SD uses a dual cone design (whizzer cone) for extended high frequency response, while the GD has a co-axial tweeter and crossover built-in.

ITEM	DESCRIPTION	PRICE
SD72	Raw speaker, no grille.....	19.50
SD72W	SD72 with white grille.....	27.50
SD72WV	SD72W with center mounted volume control.....	33.50
GD87	8" coaxial speaker with crossover circuit.....	35.50
GD87W	GD87 with white grille.....	40.50



### ATLAS SOUND STRATEGY-II CEILING SPEAKERS

Ceiling speakers with built-in enclosures, ported and tuned for optimal response and dispersion. Grille and C-Ring/V-Rail mounting hardware are all included. Features include front mounted tap selector, "Phoenix" connector, extended low response. All of the FAP speakers are 8 $\Omega$ /70V.

ITEM	DESCRIPTION	PRICE
FAP42T	4" 16W 70/100V 65Hz-20kHz.....	94.50
FAP62T	6" 60W 70/100V 55Hz-20kHz.....	109.50
FAP40T	4" T7/16W.....	60.50
FAP40T-B	As above, in black.....	60.50
FAP82T	8" 2-way.....	170.50
FAPSUB-1	8" 60W 70/100V subwoofer 45Hz-120Hz.....	215.50



**ATLAS SOUND MONO 70 VOLT ATTENUATORS** Mounted on standard stainless steel wall plates. All feature 10-step switches with an 11th positive off position. Single gang plates.

ITEM	WATTS	PLATE SIZE	INSERT LOSS	PRICE
AT10	10	1-gang.....	0.4dB	19.50
AT35	35	1-gang.....	0.6dB	23.50
AT100	100	1-gang.....	0.6dB	25.50
AT10D	10	1-gang.....	0.4dB	21.50
AT35D	35	1-gang.....	0.6dB	25.50
AT100D	100	1-gang.....	0.6dB	28.50
AT10-RM	10	Rackmount.....	0.4dB	17.50
AT35-RM	35	Rackmount.....	0.4dB	21.50
AT100-RM	100	Rackmount.....	0.4dB	24.50



**ATLAS SOUND 80HM STEREO ATTENUATORS** Stereo 10-step attenuators reduce insertion loss and incorporate automatic load protection, enabling a single amplifier to power multiple speakers. Single gang plates.

ITEM	DESCRIPTION	WATTS/CHANNEL	COLOR	PRICE
MUSICAVC-50Z	Accessories	50	Decora White.....	49.18
PS-M12	Powers up to 3 DWS-8 units.....			21.28

### ATLAS SOUND OPTIONS FOR CEILING SPEAKERS

ITEM	DESCRIPTION	PRICE
<b>Ceiling Baffles (grilles)</b>		
51-4	4" round white steel screw-type baffle.....	10.50
51-8	8" round white steel screw-type baffle.....	8.50
60-8W	8" round aluminum screw-type baffle, textured white finish.....	15.50
60-8A	8" round aluminum screw-type baffle, satin aluminum finish.....	16.50
P900	8" round white plastic baffle.....	8.50
61-8W	8" decorative round white steel screw-type baffle.....	17.50
62-8	8" round white CRS screw-type baffle.....	12.50
M222W	8" contoured round aluminum screw-type baffle, textured white finish.....	13.50
61-12W	12" decorative round white steel screw-type baffle.....	48.50
<b>Tile Bridge</b>		
81-8S	2'x4" tile bridge for round and square enclosures/baffles.....	13.50
<b>Back Boxes</b>		
CS95-8	Round conical enclosure with straps for 8" speakers (matches 81-8S tile bridge and round baffles listed above).....	10.50
96-8-7	High performance enclosure for 8" speakers (matches 81-8S tile bridge and round baffles listed above).....	29.50



### ATLAS SOUND M1000 MASKING SPEAKER SYSTEM

A ceiling speaker designed to accurately reproduce the required spectrum of masking signal into the plenum space. Its design enables upward, downward and side-firing sound dispersion. Innovative input panels include combination knock-out and strain relief connector to accommodate flexible or rigid conduit. Its 734 cubic inch enclosure provides extended low-frequency response. A specially designed 8" dual cone loudspeaker is included in the package. A high efficiency 70.7V internal transformer is coupled to an external tap selector switch for easy system tuning.

ITEM	DESCRIPTION	PRICE
M1000	Masking speaker system, 8", 70V.....	91.50



### ATLAS SOUND WD417-72V LOUDSPEAKER

This loudspeaker/baffle package features a walnut grain baffle/enclosure with a black fabric grille. The 9.5° slope provides directional sound dispersion offset in the direction of radiation. A high-quality 8" loudspeaker with a 5oz ceramic magnet has a wide frequency response with low distortion. A pre-assembled transformer with dual voltage (25V/70V) and 4 power taps is also included. The 50 $\Omega$  pot volume knob can be removed and adjusted with a screwdriver to prevent tampering.

ITEM	DESCRIPTION	PRICE
WD417-72V	Speaker/baffle package with volume control.....	47.50



### ATLAS SOUND DT12 CEILING SPEAKER PACKAGE

This 1'x2' drop-in ceiling speaker combines easy installation with high intelligibility for speech and music reproduction. The E.O. box (with cover) is positioned on the side of the conical enclosure to aid in either rigid or flexible conduit. The external tap selector switch allows easy system tuning. The speaker is a 10oz, 8", dual cone with 25V/70.7V transformer or 8 $\Omega$  operation via a bypass setting. Features a frequency response of 85Hz-8kHz and a dispersion of 105°.

ITEM	DESCRIPTION	PRICE
DT12	1'x2' ceiling speaker, drop-in with metal grille.....	76.50



### ATLAS SOUND SBMS BEAM CLAMP SPEAKER

The SBMS beam clamp speaker is ideal for "big box" retail stores whose special design calls for open beam ceilings. This easy-to-install loudspeaker package includes provisions for fast clamp-mount installation to I-beams or girders. The package includes an 8" dual-cone loudspeaker with a pre-mounted transformer, baffle and enclosure with clamp mounts. Convenient wire lead extensions assure expedited field connection. Durable white powder coat finish.

ITEM	DESCRIPTION	PRICE
SBMS	Beam clamp speaker.....	64.50



### ATLAS SOUND SM SERIES SURFACE MOUNT SPEAKERS

All-weather surface-mount speakers. Features efficient woofers and titanium dome high frequency drivers, the SM52T has a dome tweeter, the SM82T a 1" compression driver. The SM52T has 90°x90° coverage, the SM82T, 65°x65° coverage. U-Brackets are included. SM52T is priced each, only available in pairs.

ITEM	DESCRIPTION	PRICE
SM42T-BLACK	4" speaker 70V/8 $\Omega$ selectable.....	68.50
SM42T-WHITE	4" speaker 70V/8 $\Omega$ selectable.....	68.50
SM52T-BLACK	5.25" 2-way, 8 $\Omega$ , 100W, 95Hz-20kHz, 70V transformer, 30W.....	151.50
SM52T-WH	5.25" 2-way, 8 $\Omega$ , 100W, 95Hz-20kHz, 70V transformer, 30W.....	151.50
SM82T-BLACK	8" 2-way, 8 $\Omega$ , 150W, 65Hz-20kHz, 70V transformer, 60W.....	256.50
SM82T-WHITE	8" 2-way, 8 $\Omega$ , 150W, 65Hz-20kHz, 70V transformer, 60W.....	256.50



AUDIO



MUSIC



COMPUTER AV




VIDEO



LIGHTS



ACCESSORIES

**EV EVID SPEAKERS**

The EVID™ series from EV is ideal for background/foreground PA systems. Features include an ABS plastic case, dual woofers for extended bass, coherent coverage waveguide horn (4.2 and 6.2), treated woofer cones for added weather-resistance, magnetic shielding, durable zinc-plated steel grille, and included cast aluminum Strong-Arm-Mount™ (SAM™) system. The supplied mount has over 100° of swing and 45° of rotation-simple keyed hex head adjustments make installations quick and easy.

ITEM	DESCRIPTION	PRICE
3.2	2x3.5", 50W, 87dB, 8Ω 85Hz-20kHz (pair)	269.00
3.2W	As above, in white (pair)	269.00
3.2T	Transformer 70V version (pair)	291.00
3.2TW	As above, in white (pair)	291.00
4.2	2x4", 150W, 90dB, 8Ω 65Hz-20kHz (pair)	379.00
4.2W	As above, in white (pair)	379.00
4.2T	Transformer 70V version (pair)	391.00
4.2TW	As above, in white (pair)	391.00
6.2	2x6", 180W, 95dB, 8Ω 62Hz-20kHz (pair)	593.00
6.2W	As above, in white (pair)	593.00
6.2T	Transformer 70V version (pair)	616.00
6.2TW	As above, in white (pair)	616.00
12.1	Dual input subwoofer, crossover for 4 satellites, wood, metal grill, 175/175W, 100dB, 8Ω, 12" woofer, 40Hz-140Hz (each)	605.00

**EV EVID CEILING SPEAKERS**

Either 70V/100V or 8Ω operation is standard on every model, and they are also acoustically matched to the EVID surface mount speaker line. The EVID Ceiling Speaker line will solve any installation challenge, plus all installation accessories commonly needed for most jobs are included.

ITEM	DESCRIPTION	PRICE
C4.2	4" coaxial speaker with horn-loaded Ti coated tweeter (pair)	258.00
C8.2	8" coaxial speaker with horn-loaded Ti coated tweeter (pair)	358.00
C8.2HC	8" waveguide coupled coaxial speaker with horn loaded Ti coated tweeter (pair)	500.00
C8.2LP	8" coaxial shallow mounting depth (pair)	358.00
C10.1	10" high performance subwoofer (pair)	473.00

**Need a replacement part? No problem!**

If we don't have the part you need in stock, we'll get it for you!

Visit [fullcompass.com/parts](http://fullcompass.com/parts)  
or call 800-356-5844 x1137  
Mon-Fri 9-5 Central



**JBL COMMERCIAL SERIES** These ceiling loudspeakers provide excellent performance for paging and background music for restaurants, schools, and other public applications. High sensitivity provides maximum sound level and wide dispersion ensures excellent coverage. The drivers features a full 1" diameter voice coil with a Kapton™ coil-former and high-temperature wire for superior power dissipation and long-term reliability. All run at 100V, 70V and 25V taps with multiple tap settings.


ITEM	DESCRIPTION	PRICE
CSS8004	4" ceiling speaker, 90 dB, 15W, 175° coverage	19.00
CSS8008	8" ceiling speaker, 96 dB, 15W, 120° coverage	25.00
CSS8018	8" high-output ceiling speaker, 97 dB, 20W, 110° coverage	34.00
CSS-BB4X6	Back can for CSS8004, 6-pack	52.00
CSS-BB8X6	Back can for CSS8008 and CSS8018, 6-pack	94.00
CSS-TR4/8X12	Tile rails for CSS-BB4 and CSS-BB8, 12-pack	28.00

**JBL CONTRACTOR 40 SERIES IN-CEILING SPEAKERS**

This line of in-ceiling speakers features JBL's conical Radiation Boundary Integrator® technology and offers consistent coverage and superior pattern control. All models but the 42C also have 70V/100V taps, and screw-down removable locking clip-in connectors. Priced each, sold in pairs only.



ITEM	DESCRIPTION	PRICE
CONTROL-42C	Ultra-compact, 2.5" mid-high driver, 160Hz-20kHz, 30W@16Ω	67.00
CONTROL-47C/T	Extended bass, 6.5" woofer, 1" tweeter, 50Hz-20kHz, 150W@8Ω	223.00
CONTROL-47HC	For high ceilings, 6.5" LF, 1" tweeter, 55Hz-17kHz, 150W@8Ω	269.00
CONTROL-47LP	Low-profile, 6.5" LF, 1" tweeter, 68Hz-20kHz, 150W@8Ω	191.00
CONTROL-40CS/T	8" long-throw subwoofer, 30Hz-280Hz, 200W@8Ω	311.00

**JBL CONTROL CEILING SPEAKERS**

Delivers high power handling, overload protection, wide dispersion and exceptional sound level capability. Packaged as complete system including integral back-can, front grille, rotating mounting tabs and tile bridge support hardware. Priced each, sold in pairs only.

ITEM	DESCRIPTION	PRICE
CONTROL-12/CT	3" 15W multi-tap 70/100V 40W 8Ω	67.00
CONTROL-14/CT	4" 25W multi-tap 70/100V 60W 8Ω	95.00
CONTROL-16/CT	6.5" 30W multi-tap 70/100V 100W 8Ω	119.00
CONTROL-19CS	8" subwoofer	209.00
CONTROL-24C-MICRO	4" 30W 8Ω	68.00
CONTROL-24CT-MICRO	4" with 70/100V transformer	72.00
CONTROL-24C	4" 80W 16Ω	104.00
CONTROL-24CT	4" with 70/100V transformer	114.00
CONTROL-24CT-BK	Same as CONTROL-24CT, in black	114.00
CONTROL-26C	6.5" 150W 16Ω	135.00
CONTROL-26CT	6.5" with 70/100V transformer	156.00
CONTROL-26CT-LS	6.5" 150W, listed for use in fire alarm/emergency systems	169.00

**JBL 8100 IN-CEILING LOUDSPEAKER SERIES**

Featuring high-sensitivity drivers, these easy-to-install loudspeakers have 70V/100V taps and an open-back design. All models priced as each, sold in packs of four.

ITEM	DESCRIPTION	PRICE
8124	In-ceiling loudspeaker 4" full-range driver, 60Hz-18kHz	36.00
8128	In-ceiling loudspeaker 8" full-range driver, 50Hz-16kHz	47.00
8138	In-ceiling loudspeaker 8" full-range driver, 95Hz-18kHz, for use with pre-install backcans	50.00



Follow us!

We offer over 700 top brands, low prices and outstanding service.

**JBL**

PROFESSIONAL

**JBL CONTROL SURFACE MOUNT SERIES**

These high-performance contractor installation speakers feature rugged molded high-impact polystyrene enclosures, symmetrical 90° horn geometry, compact design and textured, ready-to-paint exterior surfaces. They include invisible mounting system, spring-loaded banana plug terminals and optional factory-installed autoformers. All but the Control-SB2 are also available in white. All models priced as each but Control-23, -25, -28 versions are only available for purchase in pairs. Call for pricing and information on speaker mounts.

ITEM	DESCRIPTION	PRICE
<b>CONTROL-23</b>	3.5" woofer, 50W, black	104.00
<b>CONTROL-23T</b>	As above, 70V version	114.00
<b>CONTROL-25</b>	5.25" woofer, 150W continuous, black	135.00
<b>CONTROL-25T</b>	As above, 70V version	152.00
<b>CONTROL-25AV</b>	5.25" shielded indoor/outdoor, 200W continuous, black	177.00
<b>C25AV-LS</b>	5.25" woofer, 200W continuous, UL certified for indoor/outdoor safety/fire alarm applications, black	194.00
<b>CONTROL-28</b>	8" woofer, 175W continuous, black	240.00
<b>CONTROL-28T-60</b>	As above, 70V version	257.00
<b>CONTROL-SB2</b>	Dual 10" voice coil subwoofer, trapezoidal shape, black only	314.00
<b>CONTROL-SB210</b>	Flyable dual 10" subwoofer with adapter kit for I-bolts (bk or wh)	566.00

**JBL CONTROL 300 SERIES LARGE FORMAT CEILING SPEAKERS**

8" and 12" low-frequency drivers with high-power compression drivers for higher sound output levels. These models are sold separately from the backcans, with drivers pre-mounted directly to a baffle. See accessories for back boxes and contemporary grilles.

*\*Indicates models are sold in pairs only.*

ITEM	DESCRIPTION	PRICE
<b>CONTROL-312CS</b>	12" 400W, in-ceiling subwoofer	450.00
<b>CONTROL-321C</b>	12" coaxial, 250W, 34Hz-18kHz	356.00
<b>CONTROL-321CT*</b>	70V/100V 60W transformer version of CONTROL-321C	398.00
<b>CONTROL-322C</b>	12" coaxial, 400W, 32Hz-20kHz	524.00
<b>CONTROL-322CT*</b>	70V/100V 60W transformer version of CONTROL-322C	566.00
<b>CONTROL-328C*</b>	8" coaxial, 250W, 45Hz-18kHz, 12: waveguide	293.00
<b>CONTROL-328CT*</b>	70V/100V 60W transformer version of CONTROL-328C	324.00
<b>MTC300BB8</b>	Round, 1 cu. ft. backcan for the Control 328C and 328CT	84.00
<b>MTC300BB12</b>	Rectangular, 3 cu. ft. backcan for any of the 12" models	245.00
<b>MTCR66/8</b>	Round grille for the Control 328C and 328CT	28.00
<b>MTC300SG12</b>	Square grille for any of the 12" models	39.00
<b>MTC300T150</b>	Higher power 150W transformer for higher output levels	82.00

**JBL CONTROL-126W CONTROL-128W IN-WALL SPEAKERS**

Premium in-wall speakers with a polymer-coated aluminum cone woofer with pure butyl rubber surround. The pure titanium dome tweeter is mounted on a low-diffraction swivel-mounting system. This enables directing high frequencies where they are required without the diffraction distortion inherent in other multidirectional tweeter designs. Priced each, sold in pairs only.

ITEM	DESCRIPTION	PRICE
<b>CONTROL-126W</b>	6.5", 38Hz-20kHz, 100W cont. prog. (200W peak), 88dB sensitivity	156.00
<b>CONTROL-126WT</b>	CONTROL-126W with 70V transformer	177.00
<b>CONTROL-128W</b>	8", 30Hz-20kHz, 120W cont. prog. (240W peak), 90dB sensitivity	198.00
<b>CONTROL-128WT</b>	CONTROL-128W with 70V transformer	219.00
<b>MTC126RIF</b>	Rough-in frame kit for CONTROL-126W	27.00
<b>MTC128RIF</b>	Rough-in frame kit for CONTROL-128W	27.00

**JBL CONTROL CRV LOUDSPEAKERS**

This weather-resistant loudspeaker features a 70V/100V transformer, dual 4" woofers, a 3/4" tweeter, and comes with a wall-mount bracket. Its curved design allows it to be mounted in a 2-speaker, 180° half arc or a 4-speaker, 360° full circle cluster, which requires a pole-mount bracket.

ITEM	DESCRIPTION	PRICE
<b>CONTROL-CRV</b>	Indoor/outdoor 75W loudspeaker, 80Hz-20kHz	209.00
<b>CONTROL-CRV-WHITE</b>	As above, in white	209.00
<b>PMB-BK</b>	Black pole-mount bracket for 4 CONTROL-CRV speakers	53.00
<b>PMB-WH</b>	White pole-mount bracket for 4 CONTROL-CRV-WHITE speakers	53.00

CONTROL-23



CONTROL-SB2



CONTROL-28



CONTROL-25AV



CONTROL-SB210

**JBL CONTROL 50 SURFACE MOUNT SUBWOOFER/ SATELLITE SYSTEM**

For wide-bandwidth, hi-fi background music applications. Easy to mount and compatible with the Control 40 in-ceiling series. Satellite loudspeakers can be angled up to 45° off-axis, and are selectable for 70/100V operation, or low impedance. Control 52 models are priced as each, sold only in pairs.

ITEM	DESCRIPTION	PRICE
<b>CONTROL-50S/T</b>	8" subwoofer, 150W, 32-200Hz, comes with wall-mount brackets, six removable locking 2-pin input connectors with screw-down terminals, black	315.00
<b>CONTROL-50S/T-WH</b>	As above, in white finish	315.00
<b>CONTROL-52</b>	2.5" Surface-mount satellite loudspeaker, 50W, 16Ω, 140Hz-20kHz, screw down input terminals, black	57.00
<b>CONTROL-52-WH</b>	As above, in white finish	57.00

**JBL CONTROL 60 CONTRACTOR PENDANT SPEAKERS**

These loudspeakers bring outstanding coverage to rooms and venues with open architecture or high-ceilings, while providing superior voice and musical clarity for rooms with difficult acoustics. They feature large diameter high-frequency waveguides with low-frequency projection apertures that work in tandem to provide a seamless integration of coverage between the two coaxially-mounted drivers. The result is even pattern control and coverage with consistent flat, frequency response. Available in white upon request. Models are priced as each, but sold in pairs.

ITEM	DESCRIPTION	PRICE
<b>C62P</b>	Ultra-compact mid-high satellite speaker; 2" driver, 20W @ 16Ω	84.00
<b>C65P/T</b>	Compact full-range speaker; 120° conical coverage, 5.25" LF with tweeter, 75W @ 8Ω, 60W multi-tap transformer	188.00
<b>C67P/T</b>	Extended range high-fidelity speaker; 120° conical coverage, 6.5" LF with tweeter, 75W @ 8Ω, 60W multi-tap transformer	272.00
<b>C67HC/T</b>	Narrow-coverage high ceiling speaker; 75° coverage, 6.5" LF with tweeter, 75W @ 8Ω, 60 multi-tap transformer, 93 dB sensitivity	320.00



**JBL CSS-1S/T COMPACT LOUDSPEAKER** A compact, full-range two-way loudspeaker designed for use on 100V or 70V speaker lines, or in 8Ω direct mode. The 5-1/4" woofer and 3/4" polycarbonate tweeter are voiced for maximum speech intelligibility and handle up to 60W. Rugged enclosure includes a ball-type wall mount bracket for easy installation and speaker aiming. Priced each, sold in pairs.

ITEM	DESCRIPTION	PRICE
<b>CSS-1S/T</b>	100/70V/8Ω, 60W, 86dB, 120Hz-16kHz	104.00



AUDIO



MUSIC



COMPUTER AV







**QSC ACOUSTIC DESIGN "C" SERIES CEILING SPEAKERS** The AD-CI52 models

have a 5.25" weather-resistant LF transducer incorporating a low distortion fiberglass cone, a 25mm voicecoil, and a rubber surround. The HF driver is a 1" pure titanium dome tweeter utilizing a neodymium magnet structure. With its large, ported enclosure, the AD-C152ST provides greater low-frequency extension making it an excellent choice for installations requiring shallow install depth. The AD-C152T has a small "footprint" for a less visually intrusive speaker. The AD-C42T has a 4" polypropylene cone woofer, and .75" dome tweeter, and features a 70/100V multitap transformer with 8 $\Omega$  bypass, screw terminal inputs, and includes a C-ring, and tile rails.

ITEM	DESCRIPTION	PRICE
AD-C152ST-WH.....	5.25" 2-way speaker, 40W, 85Hz-20kHz, 8Ω, white (each, sold only in pairs)	154.00
AD-C152T.....	5.25" 2-way speaker, 40W, 63Hz-20kHz, 8Ω, white (each, sold only in pairs)	139.00
AD-C42T.....	4" 2-way speaker, 40W, 72Hz-20kHz, 70/100V with 8Ω bypass, white (each, sold only in pairs)	108.00
AD-C81TW.....	8" ceiling mounted subwoofer, ported, 100W, 39Hz-184Hz, 70/100V with 8Ω bypass, white	242.00
ADC-MR.....	Mud ring bracket for AD-C152T, 6-pack	124.00
ADC-MRS.....	Shallow mud ring bracket for AD-C152ST, 6-pack	165.00
ADC-NC.....	New construction bracket for AD-C152T, 6-pack	88.00
ADC-NCS.....	Shallow new construction bracket for AD-C152ST, 6-pack	124.00
ADC-MR4.....	Mud ring bracket for AD-C42T, 6-pack	103.00
ADC-NC4.....	New construction bracket for AD-C42T, 6-pack	77.00



**QSC AD-S-82/AD-S282 ACOUSTIC DESIGN™ SPEAKERS** The AD-S82 is a 2-way system housed

**SPEAKERS** The AD-S82 is a 2-way system housed in a ported enclosure made from injection molded, high-impact polystyrene. It comes in a standard and high output versions. Their enclosure incorporates an 8" weatherproof LF transducer with a heavy-duty double roll cloth surround and the high-output (H versions) employ a 1" exit compression HF driver while standard versions provide a 1" pure titanium dome tweeter. The HF driver is coupled with QSC's unique Advanced Directivity rotatable waveguide – enabling the loudspeaker to deliver accurately focused sound, regardless of its mounted orientation. The IntelliDock™ mounting system option consists of a mounting plate and detachable docking station that incorporates termination points for wiring, making installation easy and reducing the chance of enclosure theft. All AD-S82 and S82H models feature concealed 5-way binding post connections, are available in black (shown below) or white, and are priced each but sold only in pairs. The AD-S282H is a dual 8" 2-way system with similar features, but has barrier strip connections.

ITEM	DESCRIPTION	PRICE
<b>AD-S82-BLACK</b> .....	8" 2-way speaker, 90°x60° rotatable, 110W, 85Hz-18kHz, weather resistant, mounting options listed below (each) .....	185.00
<b>AD-S82H-BLACK</b> .....	8" 2-way speaker, 90°x60° rotatable, 240W, 80Hz-21kHz, weather resistant, mounting options listed below (each) .....	304.00
<b>AD-S282H-BLACK</b> .....	Dual-8" 2-way speaker, 90°x60° rotatable, 80Hz-27.7kHz, weather resistant, ships with yoke mount (each) .....	680.00
<b>AD-S282HT-BLACK</b> .....	As AD-S282H, with 70/100V transformer with 8Ω bypass (each) .....	721.00
<b>AD-YM8-BLACK</b> .....	Yoke-mount for AD-S82 and S82H models .....	36.00
<b>AD-YM8T-BLACK</b> .....	Yoke-mount with transformer .....	57.00
<b>AD-ID8-BLACK</b> .....	IntelliDock mount system for AD-S82 and S82H models .....	82.00
<b>AD-ID8T-BLACK</b> .....	IntelliDock mount system with 70/100V transformer .....	103.00



## QSC AD-S52 ACOUSTICDESIGN™ SPEAKERS

The AD-S52 is a high output, 2-way surface-mount speaker incorporating a 5.25" weatherproof, magnetically shielded LF transducer and a 1" neodymium tweeter. This loudspeaker carries the added benefit of built-in dynamic power protection, ensuring system reliability in the event of overload conditions. The AD-S52T models are equipped with a 70V/100V matching transformer for distributed audio systems. There is a transformer tap switch on the rear panel for setting the power level which can also be set for 8 $\Omega$  operation, bypassing the transformer completely. Both models feature a ball mount assembly for installation in a wide variety of orientations, and the assembly includes a weather resistant input connection to cover the 5-way binding post input terminals. Also available in white. All speakers priced individually, but sold only in pairs.

ITEM	DESCRIPTION	PRICE
AD-S52-BLACK	5.25" 2-way speaker, 60W, 75Hz-19kHz, weather-resistant (each).....	149.00
AD-S52T-BLACK	As above, with 70V transformer (each).....	170.00
AD-YM5-BLACK	Optional yoke-mount, priced individually but sold only in pairs (each).....	16.00



**QSC ACOUSTICDESIGN™  
S-SERIES LOUDSPEAKERS**


Ease-of-installation is the driving principle behind this next generation of small format, surface mount surround loudspeakers. The patent pending X-Mount™ (included with every loudspeaker) enables the S-series to be quickly and securely deployed either vertically or horizontally from a flat surface. Pan, tilt and yaw adjustments further ensure that the loudspeakers can be positioned to minimize impact on any interior or venue sight lines. Designed for 70V/100V systems, the S-Series also incorporates Directivity Matched Transition (DMT)™, which provides remarkably consistent coverage, an optimum power response, and smooth, accurate reproduction both on and off-axis. The S8T has an 8" LF driver, the S10T has a 10" LF driver and the S12 has a 12" LF driver. All models feature Euroblock connectors and are housed in weather-resistant (IP-54) ABS enclosures. Optional yoke mount and M10 mounting kits are also available, please visit our website or call a Sales Pro for more information. All models are available in black or white.



ITEM	DESCRIPTION	PRICE
S8T-BLK	8" 2-way, black	490.00
S8T-WHT	As above, white	490.00
S10T-BLK	10" 2-way, black	665.00
S10T-WHT	As above, white	665.00
S12-BLK	12" 2-way, black	858.00
S12-WHT	As above, white	858.00



# Quam



## QUAM CEILING SPEAKERS

Quam manufacturers a wide variety of 8" and 4" speakers to fit your distributed sound applications. Speaker, baffle and xformer assemblies are shipped fully assembled with complete hardware.

ITEM	DESCRIPTION	PRICE
<b>Speaker Xformer Combo</b>		
8C5PAX/TBL70B	8" speaker/xformer combo, 10W	16.75
8C10PAX/TBL70B	8" speaker/xformer combo, 18W	15.26
<b>Speaker Xformer/Baffle Assemblies</b>		
C5/B25/W	8" speaker, 10W, with TBL25 xformer, BR8W baffle.	20.51
C5/B70/W	8" speaker, 10W, with TBL70 xformer, BR8W baffle.	20.51
C5/BU/W	8" speaker, 10W, with TBLU xformer, BR8W baffle.	24.62
SYSTEM-5	8" speaker, 10W, with TBLU xformer, TR lay-in baffle.	41.09
C10W/B25/W	8" speaker, 18W, with TBL25 xformer, BR8W baffle.	28.08
SYSTEM-5/70RS	8" speaker, 18W, with TBL70 xformer, TR lay-in baffle.	57.54

## QUAM CEILING BAFFLES

These ceiling baffles for 8" loudspeakers are made of cold rolled steel that is zinc-treated for corrosion resistance. They are finished with a remarkably durable and attractive powdered epoxy that has a great resistance to scratches, scuffs and nicks.



ITEM	DESCRIPTION	PRICE
BR4WS	4" baffle with hidden studs	5.01
BR8W	8" white steel baffle	7.94
BR8WS	As above, with hidden studs	12.82



## Follow us!

**Our Sales Pros will provide you with the solutions you need.**



**QUAM BACKBOXES** Constructed of drawn steel, these backboxes have a bump to add acoustical rigidity and a fire-retardant acoustic damping device to reduce standing waves and mechanical resonances.

ITEM	DESCRIPTION	PRICE
ERD8	8" round flushmount back box	15.58
ERD8U	8" round flushmount back box, no straps	15.52
ES8	10-3/4" square flushmount back box, 3-3/4" depth	14.70
ES8-6	10-3/4" square flushmount back box, 6" depth	18.52

**QUAM FOREGROUND MUSIC SPEAKER SYSTEMS** These are complete, 2-way weather resistant loudspeakers, suitable for protected outdoor horizontal or vertical surface mounting, and for use with 70.7V or 8 $\Omega$  amplification. They have color-match aluminum grilles and integral "U" mounting brackets. The 20W transformers are mounted internally but an external switch chooses taps at 20W, 10W, 5W, 2.5W, 1.25W, or 8 $\Omega$  operation.

ITEM	DESCRIPTION	PRICE
FM4X1/70(BLACK)	4" 2-way, 80Hz-20kHz, black (2 per carton)	63.83
FM4X1/70(WHITE)	4" 2-way, 80Hz-20kHz, white (2 per carton)	62.43



### QUAM SOLUTION SERIES CEILING SPEAKER ASSEMBLY INSTALLER PACKAGES

**SOLUTION 1** consists of (2) 8C10PAX extended range 8" loudspeakers, (2) TBLU-5W 5-tap 25/70V "universal" transformers, (2) SSB-3 steel tile bridges and (2) ERD-8U UL Listed steel back box enclosures. **SOLUTION 2** has the same features but adds a volume control. **SOLUTION 3** includes (2) 8C10FEPAX extended range 8" O.D. foam surround, dual cone speakers, (2) TBLU-5W-25/70V transformers mounted on BR8-2WS designer baffles, (2) SSB-3 steel tile bridges and (2) ERD-88U back boxes.

ITEM	DESCRIPTION	PRICE
SOLUTION-1	Installer package for ceiling tile installations, white	62.08
SOLUTION-2	As above, with volume control, white	98.70
SOLUTION-3	Installer package, with improved grille and baffle	108.58



### QUAM SYSTEM 1 AND SYSTEM 2 SURFACE MOUNTED SYSTEMS

System 1 and System 2 are designed for surface mountable applications such as classrooms and warehouses. Assemblies can be easily mounted to rafters, walls or post. Available in baked white powder epoxy finish. The full range speaker provides excellent reproduction of paging and background music.

ITEM	DESCRIPTION	PRICE
SYSTEM-1	Surface-mount speaker and enclosure 70/25V	65.77
SYSTEM-2	Surface-mount speaker and sloped enclosure 70/25V	67.42



### QUAM CEILING MOUNTED SPEAKER ASSEMBLIES

The next generation in ceiling mounted loudspeakers, completely assembled with integral perforated grill and back box. Choose from 1'x2' or 2'x2' formats in just the right combination of features.



ITEM	DESCRIPTION	PRICE
SYSTEM-5	12"x24", 8", 5oz magnet, 25/70V pigtail transformer, back box	41.09
SYSTEM-5/25RS	12"x24", 8", 5oz magnet, 25V rotary tap, back box	57.54
SYSTEM-5/70RS	12"x24", 8", 5oz magnet, 70V rotary tap, back box	57.54
SYSTEM-5/VC	12"x24", 8", 5oz magnet, 25/70V pigtail transformer, back box, volume control	62.48
SYSTEM-14	12"x24", 8", coax foam edge, 10oz magnet, 70V pigtail transformer, back box, volume control	75.66
SYSTEM-12	24"x24", 8", 5oz magnet, 25/70V pig-tail transformer, back box	54.81
SYSTEM-12/25RS	24"x24", 8", 5oz magnet, 25V rotary tap, back box	74.00
SYSTEM-16	8" speaker, 20W, with TCH70-10W transformer, integrated back box and trim rail, "Micro-perf" steel baffle	72.37

### QUAM ATTENUATORS

Designed to provide local or remote level control of 25V, 70.7V, or 100V distributed loudspeakers, these attenuators can be used to control a single speaker or groups of loudspeakers when the total speaker load is 20W or less. Each model in this series provides 10 standard steps of attenuation plus an "off" position.


ITEM	DESCRIPTION	PRICE
QC10CLASSIC	Wall-mount with embossed, paint-filled, positions	20.51
QC100	Wall-mount auto-transformer attenuator	29.03
QC10	Wall-mount, screw driver adjustable	17.17
QC10RM	Rack panel-mounted with dial scale	19.32



### QUAM SSB2 SPEAKER MOUNTING DEVICES

The Quam SSB-2 speaker support bridges are universal loudspeaker-baffle mounting devices that eliminate tile sag caused by the weight of the installation on suspended ceilings, markedly reduce the required installation time and eliminate the need for stocking different mounting devices to match various baffle and backbox configurations. The SSB-2 is designed for 8" loudspeakers, round or square baffles and back boxes.


ITEM	DESCRIPTION	PRICE
SSB2	Speaker support bridge	9.70



### SOUNDTUBE CMI SERIES IN-CEILING SPEAKERS

This high-end series incorporates BroadBeam® full-frequency dispersion technology and fixed-wing installation features for any type of hanging-tile or sheetrock application. All models offer a 5-position tap switch for 25V, 70.7V and 100V applications, and include tile bridges and paint masks. They also feature fast-action, 4-pin Euroblock connectors to speed up wiring and simplify daisy chaining of multiple speakers. The CM1001D-T is an in-ceiling subwoofer. Some models available in both black or white.

ITEM	DESCRIPTION	PRICE
CM4001	4" woofer, 1" tweeter, 90Hz-22kHz (-3dB), 6.55" backcan	134.95
CM5001	5.5" woofer, 1" tweeter, 75Hz-22kHz (-3dB), 7.75" backcan	179.95
CM5901	5.5" woofer, 1" tweeter, 83Hz-22kHz (-3dB), 7.75" backcan	221.08
CM6001	6.5" woofer, 1" tweeter, 69Hz-22kHz (-3dB), 7.94" backcan	259.64
CM6901	6.5" woofer, 1" tweeter, 73Hz-22kHz (-3dB), 7.94" backcan	347.05
CM8001BK	8" woofer, 1" tweeter, 97Hz-22kHz (-3dB), 7.94" backcan, black only	295.64
CM800D	8" woofer, 1" tweeter, 73Hz-22kHz (-3dB), 12.46" deep backcan	354.76
CM8901	8" woofer, 1" tweeter, 80Hz-22kHz (-3dB), 7.94" backcan	398.47
CM890D	8" woofer, 1" tweeter, 77Hz-22kHz (-3dB), 12.46" deep backcan	443.45
CM1001D-T	10" woofer, 55Hz-118Hz (-3dB), 11.77" deep backcan	401.31



### SOUNDTUBE RSI SERIES HANGING SPEAKERS

Designed to hang in open-ceiling environments, this series incorporates BroadBeam® full-frequency dispersion technology to deliver more intelligible sound. They use 4-pin Euroblock connectors for quick installation and to allow for simplified daisy-chaining (RS1001I-T-SUB excluded). Powder-coated grille and terminal weather boot allow for indoor or outdoor installations. All models feature 25V, 70.7V and 100V transformer options. Speakers are available in black or white and optional surface-mount brackets are available.

ITEM	DESCRIPTION	PRICE
RS4-EZ-BK	4" full-range driver, 185Hz-13kHz (-3dB), 20W, black	115.68
RS4001	4" LF driver, 1" HF driver, 95Hz-20kHz (-3dB), 20W	152.97
RS5001	5.25" LF driver, 1" HF driver, 84Hz-22kHz (-3dB), 75W	185.08
RS6001	6.5" LF driver, 1" HF driver, 85Hz-17kHz (-3dB), 90W	275.06
RS8001	8" LF driver, 1" HF driver, 80Hz-22kHz (-3dB), 125W	379.16
RS1001I-II-T-SUB	10" sub, 53Hz-175Hz (-3dB), 150W	444.15
AC-RS-SM5	Surface-mount bracket for RS4-EZ, RS4001	39.99
AC-RS-SM6	Surface-mount bracket for RS6001	100.26
AC-RS-SM8	Surface-mount bracket for RS8001-RS1001I-II-T-SUB	118.26







### TANNOY VX/VXP DUAL CONCENTRIC™ SPEAKERS

A versatile installation speaker for install and portable sound applications.

Models ending with a "Q" feature the Q-centric Waveguide (QCW) allowing for more specific constant directivity pattern control in either axis (can be rotated 90° as required) to suit specific installations or live situations. Applications range from small format corporate AV to demanding high SPL nightclub and live sound reinforcement. Connections include Speakon NLAMP and barrier strip connections. Models below are in black (-B). For white models, change B to W.

ITEM	DESCRIPTION	PRICE
VX5.2-B	(1) 5" Dual Concentric™ driver, (1) 5" subwoofer, 120° (H) x 90° (V), 130W @ 8Ω, 65Hz-35kHz.....	CALL
VX6-B	6" Dual Concentric™ driver, 90° conical, 100W @ 8Ω, 80Hz-45kHz.....	CALL
VX8-B	8" Dual Concentric™ driver, 90° conical, 130W @ 8Ω, 62Hz-30kHz.....	CALL
VX8.2-B	(1) 8" Dual Concentric™ driver, (1) 8" subwoofer, 90° conical, 200W @ 8Ω, 60Hz-45kHz.....	CALL
VX12-B	12" Dual Concentric™ driver, 90° conical, 200W @ 8Ω, 55Hz-38kHz.....	CALL
VX12HP-B	12" PowerDual™ driver, 75° conical, 350W @ 8Ω, 60Hz-30kHz.....	CALL
VX12Q-B	As above, with QCW for 75 x 40° dispersion.....	CALL
VX12.2Q-B	(2) 12" QCW drivers, 500W @ 8Ω, 75 x 40° dispersion, 54Hz-30kHz.....	CALL
VX15HP-B	15" driver, 75° conical, 400W @ 8Ω, 58Hz-30kHz.....	CALL
VX15Q-B	As above, with QCW for 75 x 40° dispersion.....	CALL

### TANNOY OCV SERIES PENDANT SPEAKERS


These pendant loudspeakers deliver the acoustic performance and value of Tannoy's CVS Series in a self-contained cylindrical enclosure. Engineered for applications where consistent, quality audio coverage is required in high- or open-ceilinged spaces without compromising clarity, intelligibility and SPL. They feature cylindrical ABS enclosures with mild steel powder coated grilles. The mineral loaded polypropylene cone material and nitrile rubber surround enhance durability and long-term reliability. The OCV6 features a 6" mid bass driver with a coaxially mounted 0.79" high frequency driver. The OCV8 has a 8" mid bass driver with a coaxially mounted 1" high frequency driver. Both models are equipped with a low insertion loss 60W line transformer with a rotary tap switch, allowing their use in 70V/100V systems. Available in either black or white.

ITEM	DESCRIPTION	PRICE
OCV6-B	Pendant speaker, 6" LF driver, 0.79" HF driver, 16Ω, 70V/100V, black.....	CALL
OCV6-W	As above, in white.....	CALL
OCV8-B	Pendant speaker, 8" LF driver, 1" HF driver, 16Ω, 70V/100V, black.....	CALL
OCV8-W	As above, in white.....	CALL

### TANNOY DI SERIES PASSIVE SURFACE MOUNT SPEAKERS

These high-performance, ultra-compact, full bandwidth surface-mount loudspeakers are optimized for indoor or outdoor use in professional or residential applications where environment durability and high-quality sonic performance are required. All the passive models in the range are weather-resistant. Most models available in black or white.

ITEM	DESCRIPTION	PRICE
DI5	4.5" driver, 50W RMS/100W prog., 90Hz-25kHz, 90° dispersion.....	CALL
DI5T	4.5" driver, 6Ω 70V 30W transformer, 90Hz-25kHz, 90° dispersion, black finish only.....	CALL
DI5DC	4.5" dual-concentric driver, 60W RMS/120W prog., 90Hz-50kHz, 90° dispersion.....	CALL
DI5DCT	4.5" dual-concentric driver, 8Ω 70V 30W transformer, 90Hz-50kHz, 90° dispersion.....	CALL
DI6	6.5" driver, 60W RMS/120W prog., 75Hz-22kHz, 90° dispersion.....	CALL
DI6T	6.5" driver, 6Ω 70V 60W transformer, 75Hz-22kHz, 90° dispersion.....	CALL
DI6DC	6.5" dual-concentric driver, 90W RMS/180W prog., 75Hz-30kHz, 90° dispersion.....	CALL
DI6DCT	6.5" dual-concentric driver, 8Ω 70V 60W transformer, 75Hz-30kHz, 90° dispersion.....	CALL
DI8DC	8" dual-concentric driver, 90W RMS/180W prog., 65Hz-30kHz, 90° dispersion.....	CALL
DI8DCT	8" dual-concentric driver, 8Ω 70V 60W transformer, 65Hz-30kHz, 90° dispersion.....	CALL



**TANNOY CMS SERIES IN-CEILING SPEAKERS** A premium audio solution for a high performance ceiling loudspeaker installation. Offers great intelligibility, coverage and power handling in a low profile design. The new CMS1201DCT is a powerful state-of-the-art large format in-ceiling speaker conceived, designed and built to complement Tannoy's existing CMS series speakers. All models feature transformers for use with 70V systems; 8Ω and pre-install variations of most models are available. Models listed are white, black versions of some models also available. Please call for details.

ITEM	DESCRIPTION	PRICE
<b>Medium Format Line</b>		
CMS401E	75" HF unit, 4" LF driver, 50W, 6Ω, 110Hz-22kHz.....	CALL
CMS401DCE	4" dual-concentric driver, 60W, 8Ω, 110Hz-50kHz.....	CALL
CMS501BM	5" ICT driver with aluminum cone, 50W, 6Ω, 85Hz-22kHz.....	CALL
CMS501DCBM	5" dual-concentric driver, 60W, 8Ω, 85Hz-50kHz.....	CALL
CMS601BM	6.5" ICT driver with aluminum cone, 60W, 6Ω, 78Hz-22kHz.....	CALL
CMS601DCBM	6.5" dual-concentric driver, 80W, 8Ω, 75Hz-30kHz.....	CALL
<b>Large Format Line</b>		
CMS801DC-BM	8" dual-concentric driver, 90W, 8Ω, 47Hz-30kHz.....	CALL
CMS1201DCT	12" dual-concentric driver, 200W, 8Ω, 60Hz-20kHz.....	CALL
<b>Subwoofers</b>		
CMS801-SUB-BM	8" LF driver, 100W, 8Ω, 58Hz-160Hz, back can.....	CALL

### TANNOY CVS SERIES IN-CEILING SPEAKERS

These are full bandwidth, blind-mount designs with integral steel back cans, optimized for excellent sonic quality for music and speech. CVS4 Micro has a shallow back-can and is designed for situations where ceiling space is limited. All are packaged with C-ring, tile bridge, cutout template, paint mask, grille and fully supported by UL-1480, UL-2043, and CE certifications. They come with transformer (bypassable) for 70V operation.

ITEM	DESCRIPTION	PRICE
CVS4	4" LF driver, 0.75" HF unit, tilebridge, C-ring.....	CALL
CVS4-MICRO	4" LF driver, 0.75" HF unit, tilebridge, C-ring.....	CALL
CVS6	6" co-axial driver, tilebridge, C-ring.....	CALL
CVS4-RING	Pre-install ring for the CVS4.....	CALL
CVS6-RING	Pre-install ring for the CVS6.....	CALL

### TANNOY DVS SERIES SPEAKERS

Ultra-compact surface mount loudspeakers, the DVS series are great for commercial, professional and residential applications. DVS speakers can be mounted vertically or horizontally without compromising dispersion coverage and control. All cabinets are covered in UV/weather resistant ABS and are suitable for even the most problematic environments like swimming pools, saunas or outdoors in harsh weather conditions. Mounting brackets are included and all models are available with or without internally mounted line transformers for 70V or 100V operation. Models below are in black (-B). To order white, change B to W. Priced each, sold only in pairs.

ITEM	DESCRIPTION	PRICE
DVS4-B	4" surface mount, 80W/6Ω, 75Hz-20kHz, 3.96 lbs.....	CALL
DVS4T-B	As above, with 70/100V transformer.....	CALL
DVS6-B	6" surface mount, 120W/6Ω, 80Hz-20kHz, 6.83 lbs.....	CALL
DVS6T-B	As above, with 70/100V transformer.....	CALL
DVS8-B	8" surface mount, 140W/6Ω, 75Hz-20kHz, 11.67 lbs.....	CALL
DVS8T-B	As above, with 70/100V transformer.....	CALL



## Technomad®

**TECHNOMAD VERNAL 15 SPEAKERS** The Vernal-15/15T feature 3/4" horn-loaded compression HF drivers and custom engineered 5" LF drivers that deliver astonishing bass. A 3-layer stainless WeatherTech™ grill, self-draining cabinet design, and proprietary anti-fungal treatments make the Vernal a great choice for outdoor use. The Vernal-15T model supports both 8ohm and 70V applications. Models listed below are black, many more color options are available. Turnkey 70V packages are also available. Visit [fullcompass.com](http://fullcompass.com) or call a sales pro for more information.

ITEM	DESCRIPTION	PRICE
VERNAL-15-BLACK	5" 2-way speaker, 60W, black.....	CALL
VERNAL-15T-BLACK	As above, in Dual-Mode (8Ω, 70V 10/20/40/60W taps), black.....	CALL



### TOA F SERIES WIDE DISPERSION CEILING SPEAKERS

Six models with features to suit premium-to-economy applications. Key benefits include smooth off-axis coverage, and ease of installation. Each model has a special diffusor with built-in dome tweeter for superior coaxial performance. The F-122CU, F-2322C, F-2352C and F-2852C all include integral metal back-cans with safety cable, quick-mount hardware and removable Phoenix-style connectors with loop-through points for adjacent speakers. Built-in overload protection circuitry ensures outstanding reliability. All models include built-in multi-tap transformers rated at 30W max, but also capable of 120W continuous power in 8/16Ω direct modes, front baffle power tap selection, and double-locking, paintable grilles. All models carry a 5-year manufacturer's warranty. Optimized equalization available when used with the E-03R module. **NOTE: all speaker models are priced per speaker, but only available to purchase as a pair.**

ITEM	DESCRIPTION	PRICE
F122CU	5" full-range, 180° dispersion, 30W (transformer)/120W (8Ω), 70Hz-20kHz.....	CALL
F2352C	5" coaxial, 180° conical dispersion, 30W (transformer)/120W (8Ω), 70Hz-20kHz.....	CALL
F2852C	6.5" coaxial, 120° conical dispersion, 30W (transformer)/120W (8Ω), 70Hz-20kHz.....	CALL
F2322C	5" full-range, 170° conical dispersion, 30W (transformer)/120W (8Ω), 70Hz-20kHz.....	CALL
F1522SC	4" full-range, 160° conical dispersion, 6W (transformer)/18W (8Ω), 65Hz-18kHz.....	CALL
F2352SC	5" coaxial, 155° conical dispersion, 6W (transformer)/18W (8Ω), 80Hz-20kHz.....	CALL
HYTB1	Tile bridge rails (fits F122CU, F2322C, F2352C, F2852C).....	CALL
HYBC1	Surface-mount back-can (fits F122CU, F2322C, F2352C).....	CALL
HYTR1	Trim ring (fits F122CU, F2322C, F2352C and F2352SC), requires HYTB1.....	CALL
E03R	Processor module for TOA 900 Series amplifiers.....	CALL



### TOA BS SERIES PUBLIC ADDRESS SPEAKERS

Fast and flexible (horizontal or vertical) installation for an exact match with your venue. The BS678 is a 6" double cone type speaker with an off-white wooden cabinet, ideally suited for background music and announcements. The BS-680FC 6" double cone speaker has a strong, all-metal body, and is suited for emergency broadcasting (voice alarm system) applications. Both wall and in-wall mounting are possible. The low profile BS-1034 and BS-1034S speakers are matched with a supplied plug-in speaker receptacle, for easy installation. The 10W rated input BS-1034/1034S combine a low-frequency 5" cone-type speaker and a high-frequency balanced dome-type speaker. The speakers are driven on a high-impedance (100V or 70V) line. Ideally suited for background music and announcements. The BS680FC and BS-1034/1034S offer innovative design based on the golden ratio (1:1.618).

ITEM	DESCRIPTION	PRICE
BS678	6" double-cone PA speaker, 100V/70V, 6W/3W, 2 per box, off-white.....	CALL
BS680FC	6" double-cone PA speaker, 100V/70V, 6W/3W, off-white.....	CALL
BS1034	5" cone/dome PA speaker, 100V/70V, off-white.....	CALL
BS1034S	5" cone/dome PA speaker, 100V/70V, silver.....	CALL



**YAMAHA VS SERIES SURFACE MOUNT SPEAKERS** These speakers deliver high-quality sound, both indoors and outdoors. Both models feature a 1" balanced dome tweeter, overload protection circuit, paintable enclosure/grille, and include a color-matched steel U-bracket. Supports 8Ω or 70V/100V distributed line operation via internally-mounted transformers.

ITEM	DESCRIPTION	PRICE
VS4	4", 30W, 8Ω/70V/100V, 100Hz-20kHz, black.....	CALL
VS4W	As above, in white.....	CALL
VS6	6.5", 50W, 8Ω/70V/100V, 80Hz-20kHz, black, surface-mount speaker.....	CALL
VS6W	As above, in white.....	CALL



**YAMAHA VXC CEILING SPEAKERS** Designed to accommodate the installation market, the VXC series delivers the sound quality expected from Yamaha while being easy and safe to install. These ceiling speakers are available in 3 different woofer sizes and each model has an internal transformer allowing it to be used in either hi- or low-impedance systems. All models feature an anti-drop tab which temporarily mounts the speaker, freeing the hands for easier installation. A flexible carrying band makes the speakers easier to carry, and each model includes O-rings and tile rails. Models are available in black (below) or white.

ITEM	DESCRIPTION	PRICE
VXC4-B	4" full-range ceiling speaker, 8Ω/70V.....	CALL
VXC6-B	6" full-range ceiling speaker, 8Ω/70V.....	CALL
VXC8-B	8" full-range ceiling speaker, 8Ω/70V.....	CALL



**YAMAHA VXS SURFACE MOUNT SPEAKERS** Designed for installation, VXS series includes 2 full-range models and 2 subwoofers for the optimal configuration. Full-range models have internal transformers that allow them to operate at high- or low-impedance and are IP45-rated for use outdoors. All models, including subwoofers, come with a dedicated bracket for wall mounting. Mounting angle is adjustable via the bracket. Models come in black (below) or white.

ITEM	DESCRIPTION	PRICE
VXS5-B	5.25" 2-way speaker, 8Ω/70V, black.....	CALL
VXS8-B	8" 2-way speaker, 8Ω/70V, black.....	CALL
VXS10S-B	8" dual voice coil subwoofer, low impedance, black.....	CALL
VXS10ST-B	10" dual voice coil subwoofer, high impedance, black.....	CALL

## Certified Repair by Experienced Technicians

Full Compass is a factory-authorized repair center for many of the major brands we carry.



Visit [fullcompass.com](http://fullcompass.com) today!

For expert advice - call: 800-356-5844

M-F: 9:00-5:30 Central



AUDIO

