

SCX1-C STUDIO CONDENSER MICROPHONE

OVERVIEW:

Designed, machined, assembled and tested by Audix in the USA, the SCX1-C is a professional studio cardioid condenser microphone designed for a wide variety of recording, broadcast, and live sound applications. Known for its sensitivity, pinpoint accuracy, low profile, and consistency, the SCX1-C is also available with hypercardioid (model SCX1-HC) or omnidirectional (model SCX1-O) capsules.

With a smooth uniform frequency response from 40 Hz - 20 kHz, the SCX1-C is very consistent when responding to on and off-axis signals, and exhibiting excellent phase coherence and minimal proximity effect. The SCX1-C is characterized with a wide cardioid polar pattern; this, coupled with the high output and sensitivity of the microphone, makes the SCX1-C an ideal choice for miking overhead, room ambience, orchestral sections, stringed instruments, piano, vibes, and sound effects.

Other features include a 21 mm gold vapor capsule miniaturized electronics, and an extremely small footprint. The SCX1-C will handle sound pressure levels of 130 dB and will provide up to 20 dB of ambient noise rejection. In addition to acoustical instruments, the SCX1-C is an excellent choice for group vocals, speech, or Foley work.

The SCX1, which is manufactured to exacting standards and tight tolerances, features a precision machined brass body, interchangeable capsules, black e-coat finish, laser etched model and serial number, Switchcraft® XLR connector, and includes a heavy duty nylon clip.

SUPPLIED ACCESSORIES:

Foam lined wooden case (CASE-WOOD)
Heavy duty snap on nylon mic clip
External foam windscreen (WS-81)

OPTIONAL ACCESSORIES:

APS-2 - Two-channel phantom power supply
DFLEX - Dual pivot clip for piano mounting
STAND-KD - Pedestal boom mic stand
SMT-25 - Shockmount system
PD-133 - Pop diffuser
P1 - Carrying pouch



FEATURES:

Extremely sensitive, highly accurate
Low noise electronics
Small, low profile, easy to place
Roadworthy

APPLICATIONS:

Acoustic stringed instruments
Ambient room miking (SCX1-C, SCX1-O)
Group Vocal (SCX1-O)
Drum Overheads
High Hat (SCX1-HC)
Studio Vocals (SCX1-C and SCX1-O)
Speech
Piano, Vibes
Flute, bells, chimes, marimba
Audience mics for ear monitors

MODEL VARIATIONS:

SCX1-MP - matched pair of SCX1-C
SCX1-HC - hypercardioid polar pattern
SCX1-O - omnidirectional polar pattern

REPLACEMENT CAPSULES:

CPS-SCXC - Cardioid
CPS-SCXHC - Hypercardioid
CPS-SCXO - Omni directional



DFLEX



SMT-25



CASE-WOOD



APS-2

SCX1-C

SPECIFICATIONS:

Transducer Type	Condenser
Frequency Response	40 Hz - 20 kHz
Polar Pattern	Cardioid
Output Impedance	200 ohms
Sensitivity at 1k	26 mV / Pa (SCX1-C) 15 mV / Pa (SCX1-HC) 15.5 mV / Pa (SCX1-O)
Equivalent Noise Level	dB (A weighted)
Signal to Noise Ratio	dB
Maximum SPL	130 dB
Dynamic Range	dB
Power Requirements	48-52 volts
Connector	Switcraft® male XLR connector
Polarity	Positive pressure on diaphragm produces positive voltage on pin 2 relative to pin 3 of output XLR connector
Housing / Finish	Brass / Black E-coat
Weight	g / ounces
Length	104 mm / 4.1 inches

ARCHITECTS AND ENGINEERS SPECIFICATIONS:

The microphone shall be of the condenser type with a modular threaded capsule available in cardioid, hypercardioid, and omnidirectional polar patterns. The microphone shall operate on 48-52 Volts phantom power and the nominal output impedance shall be equal to 200 ohms at 1 kHz. The microphone shall have a sensitivity of 14 mV / Pa at 1 kHz. The microphone shall have a maximum SPL level of 130 dB with a THD of 0.5%. The microphone shall have a capsule housing and body machined of brass with dimensions of 19 mm diameter at the base, 21 mm in diameter at the widest point on the grill and 104 mm in length. The microphone shall be the Audix SCX1-C.

OPERATION:

The SCX1 is a low impedance microphone and should be plugged into a "mic level" input on your console, mixer, or recording device. The SCX1-C requires phantom power and will NOT operate without phantom power voltage (48 Volts recommended) which is available on most professional mic preamps and mixing devices. If phantom power is not available on your equipment, you will have to procure a phantom power supply (such as the Audix APS-2). Avoid plugging or unplugging the microphone from a PA system unless the channel is muted or the volume of the system is turned down. Failure to do so may result in a loud "popping" noise which could seriously damage the speakers in the PA system.

USER TIPS:

The SCX1 is a world class recording microphone with very high output and sensitivity. The SCX1-C and SCX1-O generally are not intended to be used at very close range, especially with instruments that produce high sound pressure levels.

For acoustic instruments: In general, the working range should be from 1-2 feet, depending on the instrument and room acoustics. For voice, the minimum distance is 8-10 inches for a single voice.

For group vocals: The distance should be 2-3 feet.

For drum overheads: The microphones should be in a vertical position and placed above the cymbals by 1 1/2-2 feet and equidistant from the snare.

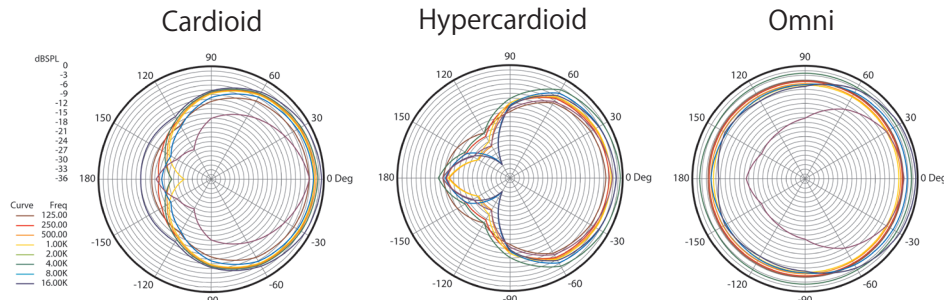
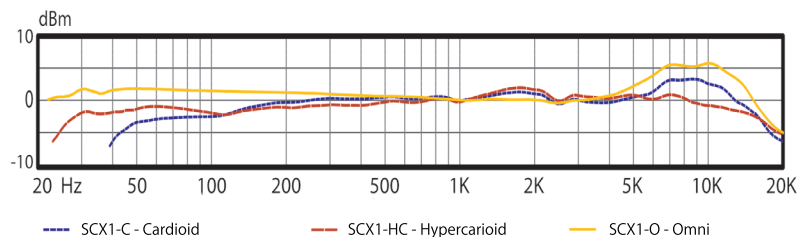
For high hat: Use the SCX1-HC and place 4-6 inches above the outer rim of the high hat cymbal.

For bottom snare: Place the SCX1-C or SCX1-HC 3-4 inches beneath the snare aimed up towards the snares.


For piano: For live performance and live recordings, it is sometimes required to use the short stick or closed lid in order to minimize the surrounding instruments from "bleeding" into the piano mics. In these cases, it is suggested to use the Audix DFLEX mounting clips which enable the SCX1 to be mounted right on to the rail of the piano. The mics can be positioned horizontal to the sound board, typically one towards the front of the keyboard and one towards the rear of keyboard towards the bass strings.

*Further miking techniques may be found on our website at www.audixusa.com

FREQUENCY / POLARS:



DIMENSIONS (mm):



***All specifications subject to change without notice.

SERVICE AND WARRANTY:

This microphone is under warranty for a period of 3 years from any and all manufacturing defects. Should your microphone fail in any way, please contact the Audix Service department at 503-682-6933. A Return Authorization number is required before returning any products.

CARE AND MAINTENANCE:

The SCX1-C is manufactured to exacting specs with road worthy construction. However, the capsule is highly sensitive and should be handled with care. Avoid extreme temperatures and be sure to store your microphone in the pouch provided when not in use. Moisture of any kind can adversely affect the sound and performance of your microphone.

To register your
microphone, please visit
www.audixusa.com



www.audixusa.com Call: 503-682-6933 Fax: 503-682-7114
Audix Corporation 9400 SW Barber Street, Wilsonville, OR 97070