

# INCANDESCENT PROJECTION LAMPS

## SLIDE, FILM AND OPTICAL PROJECTION LAMPS

- Double Contact Bayonet Base - BA15d
- Single Contact Bayonet Base BA15s
- Operate Base Down (except as noted)



Watts	Ushio Ordering Code	Ushio Lamp Code	Volts	Dimensions mm			Filament Type	Approx Lumens lm	Color Temp K	Avg Life h	Burn Position	Fig No
				Dia (A)	OAL (B)	LCL (C)						
<b>Double Contact Bayonet Base – BA15d</b>												
30	1000060	BLC	120	35	60.3	34.9	CC-2V	400	2775	50	BD/Hor	1
35	1000260	EAJ	12	20	101.6	47.6	C-8	650	—	300	Any	2
50	1000062	BLX	120	35	60.3	34.9	CC-2V	780	2850	50	BD/Hor	1
75	1000066	BNF	120	35	60.3	34.9	CC-2V	1300	2900	50	BD/Hor	1
75	1000128	CBX/CBS	120	25	79.4	34.9	CC-13	1250	2950	50	BD	3
100	1000130	CDJ	120	25	79.4	34.9	CC-2V	2000	2975	50	BD	3
100	1000132	CEA/CEB/CDK	120	25	78.0	35.0	CC-13	1800	2970	50	BD	3
150	1000049	BEC	120	38	66.7	34.9	CC-2V	3500	3075	25	BD	2
150	1000135	CGP/CFK	120	25	92.1	34.9	CC-13	2900	3100	50	BD	3
200	1000051	BEJ	120	38	66.7	34.9	CC-2V	4600	3100	25	BD	2
300	1000138	CLX/CMB	120	27	104.8	34.9	C-13	7600	3200	25	BD	3
<b>Single Contact Bayonet Base – BA15s</b>												
75	1000100	BXE	10	25	75.0	40.5	C-8	1700	—	100	BD	3
100	1000104	BXT	12	25	79.4	34.9	CBar6	2800	3250	25	BD	4
100	1000065	BMV	120	35	60.3	34.9	CC-13	1860	2950	50	BD/Hor	1
100	1000129	CDD	120	25	79.4	34.9	CC-2V	2000	2975	50	BD	4
100	1000131	CDS/CDX	120	25	79.4	34.9	CC-13	1800	2900	50	BD	4
120	1000133	CEM	120	25	79.4	34.9	CC-13	1950	3000	200	BD	4
150	1000134	CEW	120	25	92.1	34.9	CC-13	2900	3100	50	BD	4
150	1000136	CHK	120	25	92.1	34.9	CC-13	2995	2850	500	BD	4
300	1000137	CLS/CLG	120	27	104.8	34.9	C-13	7700	3200	25	BD	4
300	1000139	CMV/CMT	120	27	104.8	34.9	C-13D	7300	3100	25	BD	4
300	1000151	CYC	120	29.5	81.0	34.9	C-13	7400	3150	25	BD	4

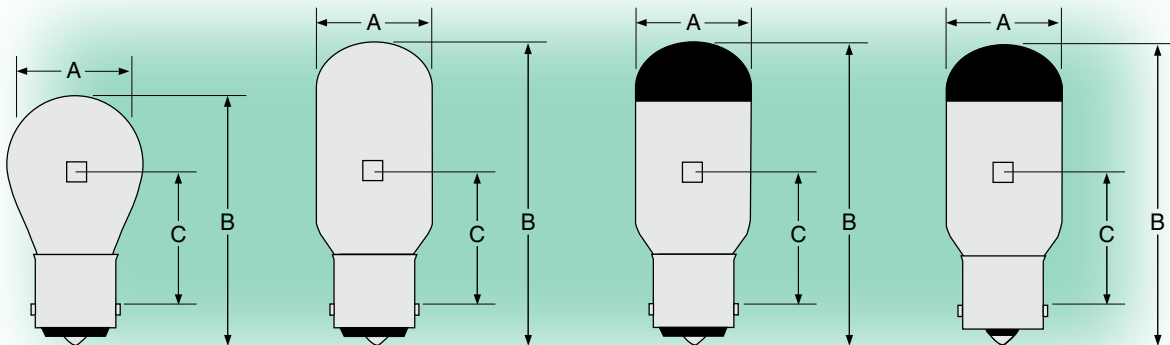


Fig.1

Fig.2

Fig.3

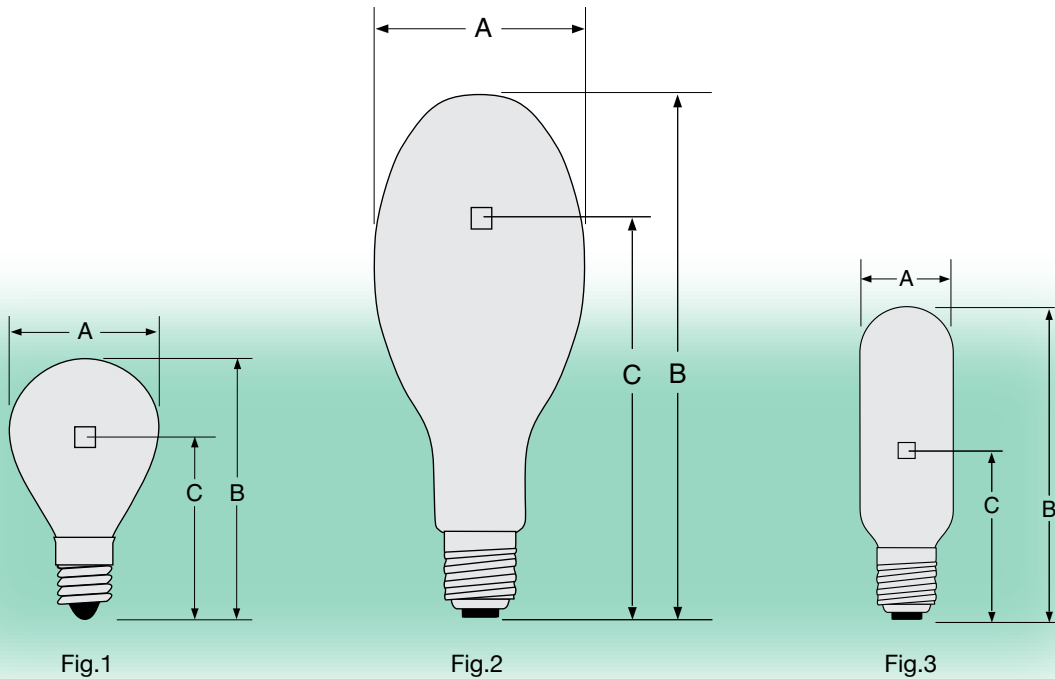
Fig.4

## INCANDESCENT PROJECTION LAMPS

● **Candelabra Base - E12/15**

**Mogul Screw Base - E39**

Watts	Ushio Ordering Code	Ushio Lamp Code	Volts	Dimensions mm			Filament Type	Approx Lumens lm	Color Temp K	Avg Life h	Burn Position	Fig No
				Dia (A)	OAL (B)	LCL (C)						
<b>Candelabra Base – E12/15</b>												
30	1000061	BLK	130	30.0	57.2	41.3	CC-2V	420	2700	50	Any	1
<b>Mogul Screw Base – E39</b>												
1000	1001611	DKZ	120	164.0	330	241.3	CC-8	28000	3200	750	Any	2
1000	1000213	DPT	120	64.0	230	125.0	C-13	29000	3200	50	BD	3
1000	1000219	DRW	120	64.0	230	125.0	C-13D	27400	3250	25	BD	3



## INCANDESCENT PROJECTION LAMPS

- 4-Pin Base - G17q-7
- 1 9/16" (39.7mm), 1 3/4" (44.5mm) Light Center Length
- Proximity and Opaque Reflector Lamps

Watts	Ushio Ordering Code	Ushio Lamp Code	Volts	Dimensions mm			Filament Type	Approx Lumens lm	Color Temp K	Avg Life h	Burn Position	Fig No
				Dia (A)	OAL (B)	LCL (C)						
<b>4-Pin Base – G17q-7 - 1 9/16" (39.7mm), 1 3/4" (44.5mm) LCL</b>												
80	1000186	DFE	30	38.0	82.0	39.7	CC-8 ●	—	3200	15	BD/Hor	1
80	1000192	DGB/DMD	30	38.0	85.7	39.7	CC-6 ●	—	3200	15	BD	1
150	1000196	DJL	120	44.5	88.9	39.7	CC-8 ○	—	3150	15	BD/Hor	1
150	1000166	DCH/DJA/DFP	120	25.0	90.5	39.7	CC-6 ●	—	3150	—	BD	1
150	1000188	DFN/DFC	125	38.0	81.0	39.7	CC-6 ●	—	3150	15	Horiz	1
300	1000119	CAL/CXP	120	32.0	101.6	39.7	C-13 ●	—	3200	25	BD	2
400	1000163	DAT/DAK	120	32.0	103.0	39.7	C-13D ○	10000	3200	25	BD	3
500	1000164	DAY/DAK	120	32.0	104.0	39.7	C-13D ○	12500	3200	25	BD	3
500	1000156	CZA/CZB	120	32.0	101.6	39.7	C-13D ●	—	3300	25	BD	2
500	1000161	DAH	120	38.0	93.0	44.5	C-13D ●	—	3300	200	Horiz	4
500	1000183	DEK/DFW/DHN	120	38.0	89.0	44.5	C-13D ○	—	3200	25	Horiz	4

- Opaque Reflector
- Proximity Reflector

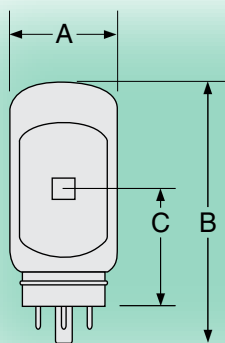


Fig.1

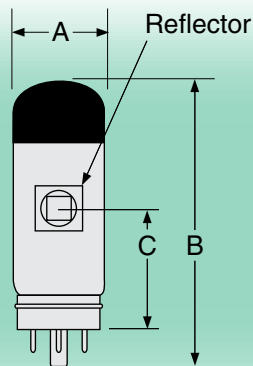


Fig.2

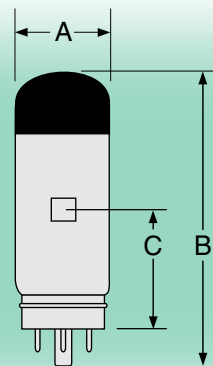


Fig.3

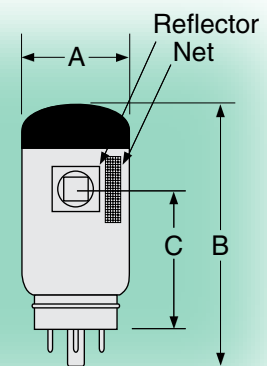


Fig.4

## INCANDESCENT PROJECTION LAMPS

- 4-Pin Base - G17t-7
- 1 5/16" (33.4mm) Light Center Length
- Proximity and Opaque Reflector Lamps

Watts	Ushio Ordering Code	Ushio Lamp Code	Volts	Dimensions mm			Filament Type	Color Temp K	Avg Life h	Burn Position	Fig No
				Dia (A)	OAL (B)	LCL (C)					
<b>4-Pin Base – G17t-7 - 1 9/16" (39.7mm) LCL</b>											
500	1000047	BCK	120	19.5	88.9	38.7	C-13D ○	3250	50	BD/Hor	1

○ Proximity Reflector

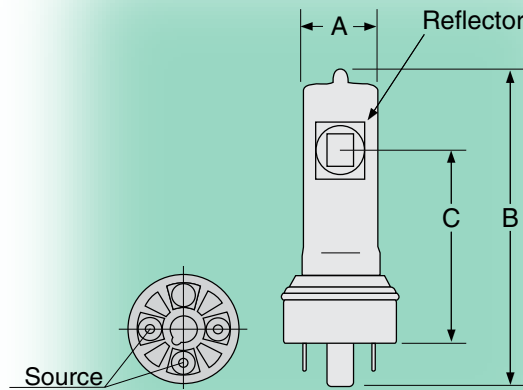


Fig.1

# INCANDESCENT PROJECTION LAMPS

## FILM AND OVERHEAD PROJECTION LAMPS

- Medium Prefocus Base - P28s
- 2 3/16" (55.5mm) and 3 1/2" (88.9mm) Light Center Length
- Medium Screw Base - E26
- 3" (76mm) Light Center Length

Watts	Ushio Ordering Code	Ushio Lamp Code	Volts	Dimensions mm			Filament Type	Approx Lumens lm	Color Temp K	Avg Life h	Burn Position	Fig No
				Dia (A)	OAL (B)	LCL (C)						
<b>Medium Prefocus Base – P28S - 2 3/16" (55.5mm) LCL</b>												
300	1000147	CXK	120	32.0	146	55.6	C-13	7500	3200	25	BD	1
500	1000160	CZX/DAB	120	32.0	146	55.6	C-13D	12500	3200	25	BD	1
500	1000179	DEB	120	38.0	144	88.9	C-13D	9000	2850	800	BU	2
500	1000205	DMX	120	64.0	144	55.5	C-13	13200	3200	50	BD	3
500	1000211	DNW	120	64.0	145	55.5	C-13	10000	3050	500	BD/Hor	3
750	1000053	BFK/BFL	120	64.0	146	55.5	C-13	17500	3100	200	BD	4
750	1000170	DDB/DDW	120	38.0	146	55.6	C-13D	20000	3250	25	BD	1
750	1000178	DDY	120	38.0	144	55.5	C-13D	17000	2950	200	BD	1
1000	1000189	DFT	120	38.0	144	55.5	C-13D	27400	3250	25	BD	1
1000	1000217	DRB/DRC	120	64.0	144	55.5	C-13	28000	3250	50	BD	3
1000	1000218	DRS	120	64.0	144	55.5	C-13D	27400	3250	25	BD	3
1000	1000227	DWK	230	64.0	146	55.6	C-13	25000	3100	50	BD	3
<b>Medium Screw Base – E26 - 3" (76mm) LCL</b>												
750	1000169	DCX	120	38.0	139.7	76.2	C-13D	19500	3200	25	BD	5

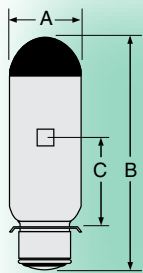


Fig.1

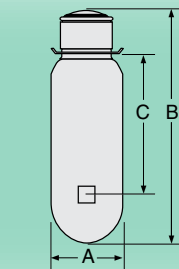


Fig.2

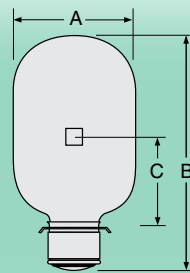


Fig.3

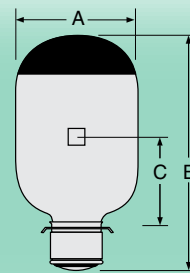


Fig.4

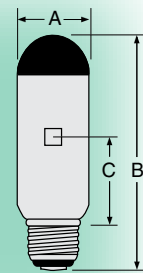


Fig.5

## INCANDESCENT PROJECTION LAMPS

- Projection Sound Lamps
- Single Contact Prefocus Base - P30s
- Mogul Prefocus Base - P40s

Watts	Ushio Ordering Code	Ushio Lamp Code	Volts	Amps	Dimensions mm			Filament Type	Approx Lumens lm	Color Temp K	Avg Life h	Burn Position	Fig No
					Dia (A)	OAL (B)	LCL (C)						
<b>Single Contact Prefocus Base – P30s</b>													
3	1000070	BRK	4	0.75	16	60	28.5	C-8	30	—	50	Any	1
50	1000148	CXL/CXR	8	—	43	96	47.0	C-6	36	3200	25	BD	2
<b>Mogul Prefocus Base – P40s</b>													
1500	1000221	DTJ	120	—	64	242	87.3	C-13D	42500	3200	25	BD	3

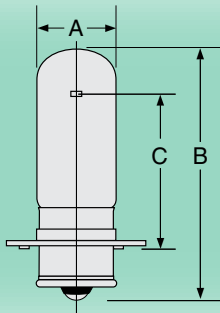


Fig.1

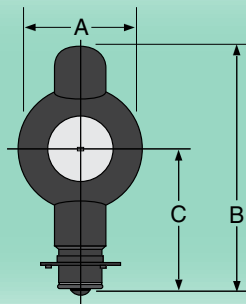


Fig.2

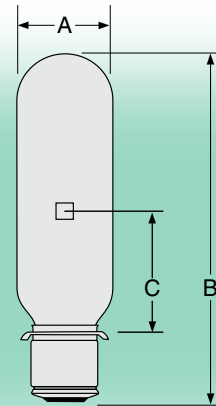
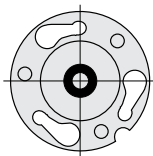


Fig.3



## INCANDESCENT PHOTOGRAPHIC ENLARGER LAMPS

- **Single Contact Bayonet Base - BA15s**
- Medium Screw Base - E26**

Watts	Ushio Ordering Code	Ushio Lamp Code	Volts	Dimensions mm		Approx Lumens lm	Color Temp K	Avg Life h	Burn Position	Fig No
				Dia (A)	OAL (B)					
<b>Single Contact Bayonet Base – BA15s</b>										
75	1001265	PH111A, S-11	125	34.9	60.3	1120	2900	25	BD/Hor	1
<b>Medium Screw Base – E26</b>										
75	1001266	PH140, S-14	120	44.45	125.4	1200	2900	50	Any	2
75	1001267	PH211, A-21	115-125	66.68	176.2	1200	3000	100	Any	3
150	1001268	PH212, A-21	115-125	66.68	176.2	2800	3050	100	Any	3
250	1001269	PH213, A-21 NO.1	115-125	66.68	176.2	7000	3400	3	Any	3

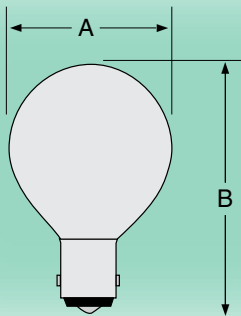


Fig.1

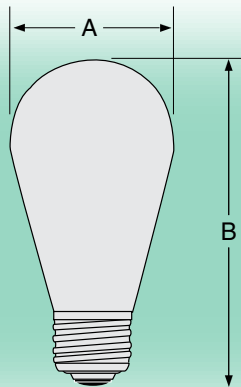


Fig.2

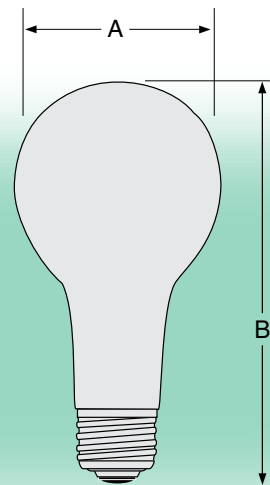


Fig.3

## INCANDESCENT PHOTO FLOOD LAMPS

- **Medium Screw Base - E26**
- **Inside Frosted and Blue Bulbs**
- **115-120 Volts**

Watts	Ushio Ordering Code	Ushio Lamp Code	Volts	Dimensions mm		Approx Lumens lm	Color Temp K	Avg Life h	Burn Position	Application	Fig No
				Dia (A)	OAL (B)						
<b>Medium Screw Base – E26</b>											
250	1000026	BBA, A-21 NO.1	115-125	66.68	125.4	8500	3400	3	Any	Photoflood	1
250	1000046	BCA, A-21 NO. B1 BLUE	115-125	66.68	125.4	5000	4800	3	Any	Photoflood	1
250	1000265	ECA, A-23	120	73.03	152.4	6500	3200	20	Any	Photoflood	1
300	1000024	BAH, INC115V-300W	115	66.68	125.4	9300	3200	20	Any	Photocopy	1
500	1000263	EBV, PS-25 NO.2	115-125	79.38	176.2	17000	3400	6	Any	Photoflood	2
500	1000264	EBW, PS-25 NO. B2/BLUE	115-125	79.38	176.2	10500	4800	6	Any	Photoflood	2
500	1000266	ECT, PS-25 3200K	120	79.38	176.2	13650	3200	60	Any	Photoflood	2

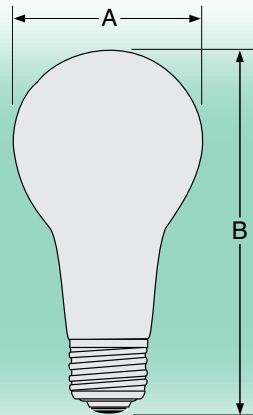


Fig.1

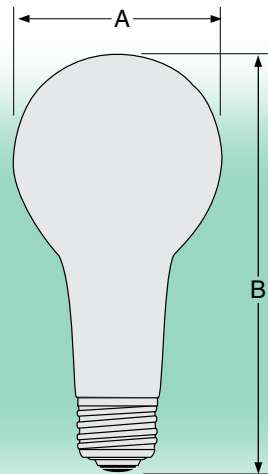


Fig.2



## INCANDESCENT PHOTO FLOOD LAMPS

- Medium Screw Base - E26
- 120 Volts



Watts	Ushio Ordering Code	Ushio Lamp Code	Volts	Dimensions mm		Color Temp K	Avg Life h	Burn Position	Fig No
				Dia (A)	OAL (B)				
<b>Medium Screw Base – E26</b>									
500	1000231	DXB, INC120V-500W	120	127.0	168.3	3400	6	Any	1
500	1000262	EAL, INC120V-500W	120	127.0	168.3	3200	15	Any	1

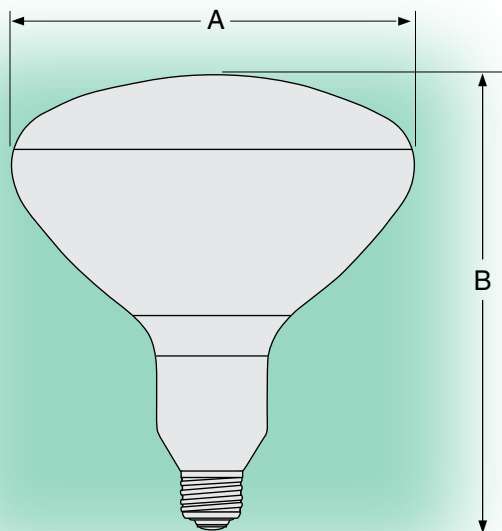


Fig.1

## ENTERTAINMENT & PHOTOGRAPHIC FLASH LAMPS CROSS REFERENCE

Lamp Code	Lamp Description	Watts	Volts	Other	System Cross Reference
<b>Entertainment Flash</b>					
5000916	UA-AF1, 1000W, 400V	1000	400		Dataflash HO1
5000177	UA-DF1, 1000W, 400V	1000	400		Dataflash SO1
<b>Photographic Flash</b>					
5000153	UA-20	400	400-450	B-G53	Photogenic H4-6HD Norman 120 Lumedyne #090 (dm15) (FT400)
5000154	UA-20UV	400	400-450	B-G53UV	Photogenic H4-6Hd-UV
5000156	UA-40	400	400-450		Norman 400B
5000157	UA-40UV	400	400-450		Norman 400B-UV
5000175	UA-98UV	2400	600-1000	B-G61UV	Speedotron MW8QVC (14571)



UA-DF1



UA-20



UA-40



UA-98UV

## QUARTZ HALOGEN LAMPS • DOUBLE ENDED

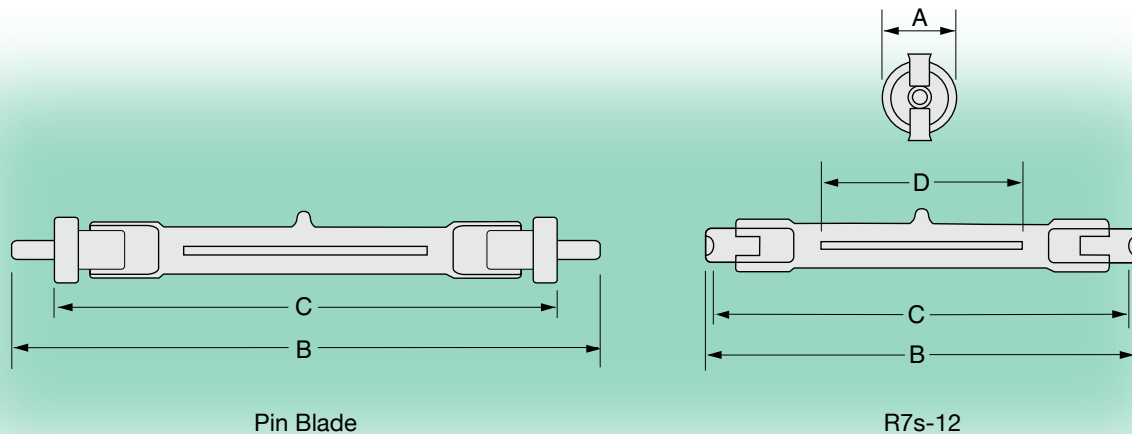
### J SERIES

- Only for Use in Approved Enclosed Halogen Fixtures
- Recessed Single Contact & Pin Blade Base
- Compact CC-8 & Linear C-8 Filaments
- Even, Linear Illumination



Watts	Ushio Ordering Code	Ushio Lamp Code	Dimensions mm			Filament Type	Approx Lumens lm	Avg Life h	Bulb Finish
			Dia (A)	OAL (B)	C-to-C (C)				
<b>Pin Blade Base - OAL <math>\approx</math> 5 <math>\frac{11}{16}</math>" (145mm) – T4</b>									
500	1000729	J130V-500WPB	12.7	145.0	127.0	C-8	11000	2000	Clear
<b>R7s-12 Base - OAL <math>\approx</math> 3 <math>\frac{1}{8}</math>" (80.3mm) – T2.5, T4*</b>									
100	1000698	J120V-100W/79MM SHORT	8.0	80.3	74.9	CC-8	1450	1500	Clear
100	1000721	J130V-100W/79MM SHORT	8.0	80.3	74.9	CC-8	1450	1500	Clear
100	1000762	J240V-100W/79MM SHORT	8.0	80.3	74.9	CC-8	1250	1500	Clear
150	1001734	J12V-150WA/80*	12.0	85.5	80.0	C-8	2700	2000	Clear
150	1000701	J120V-150W/79MM SHORT	8.0	80.3	74.9	CC-8	2400	1500	Clear
150	1000723	J130V-150W/79MM SHORT	8.0	80.3	74.9	CC-8	2400	2000	Clear
150	1000751	J230V-150W/79MM SHORT	8.0	80.3	74.9	CC-8	1950	1500	Clear
150	1000765	J240V-150W/79MM SHORT	8.0	80.3	74.9	CC-8	1950	1500	Clear
200	1000703	J120V-200W/79MM SHORT	8.0	80.3	74.9	CC-8	3460	2000	Clear
200	1000705	J120V-200WF/79MM SHORT	8.0	80.3	74.9	CC-8	3400	2000	Frosted
200	1000725	J130V-200W/79MM SHORT	8.0	80.3	74.9	CC-8	3460	2000	Clear
250	1001737	J120V-250WG/83	8.0	—	80.0	C-8	4000	2000	Clear
250	1000707	J120V-250W/79MM SHORT	8.0	80.3	74.9	CC-8	4500	2000	Clear
250	1000773	J240V-250W/79MM SHORT	8.0	80.3	74.9	CC-8	3800	2000	Clear
300	1000709	J120V-300W/79MM SHORT	8.0	80.3	74.9	CC-8	5900	2000	Clear
300	1000727	J130V-300W/79MM SHORT	8.0	80.3	74.9	CC-8	5900	2000	Clear

**With greater economy through long life and high output, J series lamps are ideal for flood lighting wide areas for both indoor and outdoor lighting installations.**



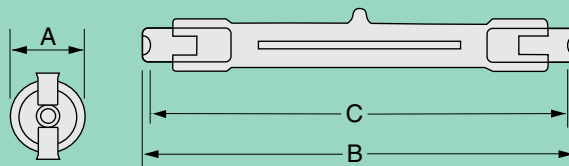
## QUARTZ HALOGEN LAMPS • DOUBLE ENDED



### J SERIES

- Only for Use in Approved Enclosed Halogen Fixtures
- Recessed Single Contact Base - R7s-12
- Compact CC-8 & Linear C-8 Filaments
- T2.5 & T4

Watts	Ushio Ordering Code	Ushio Lamp Code	Dimensions mm			Filament Type	Approx Lumens lm	Color Temp K	Avg Life h	Bulb Finish
			Dia (A)	OAL (B)	C-to-C (C)					
<b>R7s-12 Base - OAL ≈ 4 11/16" (119.6mm) – T 2.5</b>										
100	1000697	J120V-100W/119MM LONG	8.0	119.6	114.2	C-8	1450	2750	1500	Clear
100	1000720	J130V-100W/119MM LONG	8.0	119.6	114.2	C-8	1450	2750	1500	Clear
100	1000761	J240V-100W/119MM LONG	8.0	119.6	114.2	C-8	1250	—	1500	Clear
150	1000719	J12V-150WG	8.0	119.6	114.2	C-8	2400	2900	1500	Clear
150	1000700	J120V-150W/119MM LONG	8.0	119.6	114.2	C-8	2400	2800	1500	Clear
150	1000722	J130V-150W/119MM LONG	8.0	119.6	114.2	C-8	2400	2850	1500	Clear
150	1000764	J240V-150W/119MM LONG	8.0	119.6	114.2	C-8	1950	2750	1500	Clear
200	1000704	J120V-200WF/119MM LONG	8.0	119.6	114.2	C-8	2790	—	2000	Frosted
200	1000702	J120V-200W/119MM LONG	8.0	119.6	114.2	C-8	2850	2900	2000	Clear
200	1000724	J130V-200W/119MM LONG	8.0	119.6	114.2	C-8	2850	2900	2000	Clear
200	1000770	J240V-200W/119MM LONG	8.0	119.6	114.2	C-8	3200	2850	1500	Clear
250	1000706	J120V-250W/119MM LONG	8.0	119.6	114.2	C-8	4500	2900	2000	Clear
300	1000777	J24V-300WG	8.0	119.6	114.2	C-8	5000	2900	1500	Clear
300	1000779	J32V-300WG	8.0	119.6	114.2	C-8	5000	2900	1500	Clear
300	1000291	EHM, J120V-300W	8.0	119.6	114.2	C-8	5900	3000	2000	Clear
300	1000296	EHZ, J120V-300WF	8.0	119.6	114.2	C-8	5770	3000	2000	Frosted
300	1000726	J130V-300W/119MM LONG	8.0	119.6	114.2	C-8	5900	—	2000	Clear
300	1000756	J230V-300W	8.0	119.6	114.2	CC-8	4800	2900	2000	Clear
<b>OAL ≈ 4 11/16" (119.6mm) – T 2.5</b>										
500	1000488	FCL, J120V-500W	8.0	119.6	114.2	C-8	10000	3000	2000	Clear
500	1000497	FCZ, J120V-500WF	8.0	119.6	114.2	C-8	10700	3000	2000	Frosted
500	1000224	DVS, J130V-500WB	8.0	119.6	114.2	C-8	10500	3000	2000	Clear
500	1000736	J220V-500WE	8.0	119.6	114.2	C-8	9500	3000	2000	Clear
500	1000077	BSH, J240V-500WN	10.0	119.6	114.2	C-8	9500	2950	2000	Clear
750	1000738	J220V-750WB1	8.0	119.6	114.2	C-8	16100	3050	1500	Clear
<b>R7s-12 Base - OAL ≈ 7 1/2" (191.1mm) – T 2.5, T4*</b>										
1000	1000695	J120V-1000WB*	12.0	191.1	185.7	C-8	22000	3000	2000	Clear
1000	1000739	J225V-1000WB	8.0	191.1	185.7	C-8	22000	3050	2000	Clear
1000	1000258	DZX, J240V-1000WB	8.0	191.1	185.7	C-8	22000	3050	2000	Clear



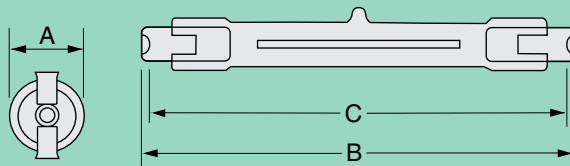
R7s-12

## QUARTZ HALOGEN LAMPS • DOUBLE ENDED

### J SERIES

- Only for Use in Approved Enclosed Halogen Fixtures
- Recessed Single Contact Base - R7s-12
- Operate Horizontal  $\pm 4^\circ$
- T2.5

Watts	Ushio Ordering Code	Ushio Lamp Code	Dimensions mm			Filament Type	Approx Lumens lm	Color Temp K	Avg Life h	Bulb Finish
			Dia (A)	OAL (B)	C-to-C (C)					
<b>OAL <math>\approx 10 \frac{5}{64}</math>" (256.1mm)</b>										
1000	1000740	J225V-1000WB1	8.0	256.1	250.7	C-8	22000	3050	2000	Clear
1000	1000758	J240V-1000WB1	8.0	256.1	250.7	C-8	2100	3050	2000	Clear
1500	1000699	J120V-1500WB	8.0	256.1	250.7	C-8	35000	3050	2000	Clear
1500	1000750	J230V-1500WB	8.0	256.1	250.7	C-8	35000	3000	2000	Clear
1500	1000243	DYD, J240V-1500WB	8.0	256.1	250.7	C-8	33000	3050	2000	Clear
1500	1000778	J277V-1500WB	8.0	256.1	250.7	C-8	31500	3050	2000	Clear
<b>OAL <math>\approx 13 \frac{7}{64}</math>" (332.8mm)</b>										
2000	1000766	J240V-2000WB	8.0	332.8	327.4	C-8	44000	3050	2000	Clear
<b>OAL <math>\approx 13 \frac{5}{32}</math>" (334.4mm)</b>										
2000	1000752	J230V-2000WB	8.0	334.4	322.0	C-8	44000	—	2000	Clear



R7s-12

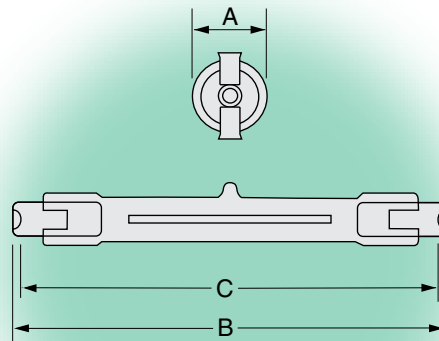
## QUARTZ HALOGEN LAMPS • DOUBLE ENDED



### JP SERIES

- Only for Use in Approved Enclosed Halogen Fixtures
- Recessed Single Contact Base - R7s
- Operate Horizontal  $\pm 4^\circ$
- T2.5, T3 & T4

Watts	Ushio Ordering Code	Ushio Lamp Code	Dimensions mm			Filament Type	Approx Lumens lm	Color Temp K	Avg Life h	Bulb Finish
			Dia (A)	OAL (B)	C-to-C (C)					
<b>OAL <math>\approx 4 \frac{11}{16}</math>" (119.6mm)</b>										
500	1000502	FDN, JP120V-500WCF6	12.0	119.6	114.2	C-8	12500	3200	400	Frosted
500	1000500	FDF, JP120V-500WC6	12.0	119.6	114.2	C-8	13250	3200	400	Clear
500	1001079	JP120V-500WC7	8.0	119.6	114.0	C-8	13200	3200	25	Clear
500	1001084	JP220V-500WC	12.0	119.6	114.2	C-8	12500	3200	200	Clear
550	1001089	JP225V-550WC	12.0	119.6	115.6	C-8	14000	3200	250	Clear
750	1000327	EMD, JP120V-750WCF	12.0	119.6	114.2	C-8	19500	3200	400	Frosted
750	1000299	EJG, JP120V-750WC	12.0	119.6	114.2	C-8	20600	3200	400	Clear
800	1000329	EMF, JP240V-800WCF	12.0	119.6	114.2	C-8	21400	3200	250	Frosted
800	1000328	EME, JP240V-800WC1UA	12.0	119.6	114.2	C-8	22000	3200	250	Clear
1000	1000489	FCM, JP120V-1000WC1	12.0	119.6	114.2	C-8	27000	3200	300	Clear
1000	1000298	EJD, JP185V-1000WS	12.0	119.6	114.2	C-8	33600	3350	100	Clear
1000	1000533	FHM, JP120V-1000WCF1	12.0	119.6	114.2	C-8	26000	3200	300	Frosted
<b>OAL <math>\approx 4 \frac{23}{32}</math>" (120.0 mm)</b>										
800	1001096	JP240V-800W	11.0	120.0	114.2	C-8	20000	3200	250	Clear



R7s-12

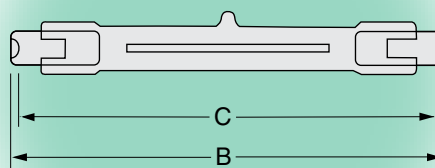
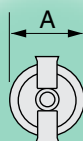
## QUARTZ HALOGEN LAMPS • DOUBLE ENDED

### JP SERIES

- Only for Use in Approved Enclosed Halogen Fixtures
- Recessed Single Contact Base - R7s
- Operate Horizontal  $\pm 4^\circ$
- T3 & T4



Watts	Ushio Ordering Code	Ushio Lamp Code	Dimensions mm			Filament Type	Approx Lumens lm	Color Temp K	Avg Life h	Bulb Finish
			Dia (A)	OAL (B)	C-to-C (C)					
<b>OAL <math>\approx</math> 5" (127.1mm)</b>										
800	1001081	JP125V-800W	10.0	127.1	121.7	C-8	26000	3400	25	Clear
1000	1000501	FDG, JP225V-1000W	12.0	127.1	121.7	C-8	33000	3400	15	Clear
1000	1001097	JP245V-1000WS	12.0	127.1	121.7	C-8	31000	3400	15	Clear
1000	1001075	JP120V-1000WS	11.0	127.0	121.7	C-8	30000	3400	30	Clear
<b>OAL <math>\approx</math> 5 <math>\frac{5}{16}</math>" (135.2mm)</b>										
500	1000652	GDA, JP120V-500WC2	12.0	135.2	129.8	C-8	11000	3100	100	Clear
500	1000653	GDA/220V, JP220V-500WC2/UA	12.0	135.2	129.8	C-8	13000	3200	75	Clear
500	1000654	GDA/240V, JP245V-500WC	12.0	135.2	129.8	C-8	11000	3150	100	Clear
<b>OAL <math>\approx</math> 6 <math>\frac{19}{32}</math>" (167.4mm)</b>										
1000	1000523	FFT, JP120V-1000WC2	12.0	167.4	163.3	C-8	27000	3200	300	Clear
1500	1000529	FGT, JP120V-1500WCF	13.0	167.4	162.0	C-8	40200	3200	400	Frosted
1500	1000499	FDB, JP120V-1500WC	13.0	167.4	162.0	C-8	41200	3200	400	Clear
<b>OAL <math>\approx</math> 6 <math>\frac{21}{32}</math>" (169.3mm)</b>										
2000	1000524	FFW, JP120V-2000WC	14.0	169.3	163.9	C-8	57000	3200	125	Clear
<b>OAL <math>\approx</math> 7 <math>\frac{9}{16}</math>" (191.1mm)</b>										
625	1001090	JP225V-625WCL	12.0	191.1	185.7	C-8	15500	3200	200	Clear
625	1001091	JP225V-625WCLF	12.0	191.1	185.7	C-8	15000	3200	200	Frosted
625	1001094	JP240V-625WCL	12.0	191.1	185.7	C-8	15500	3200	200	Clear
650	1001862	JP125V-650WS	12.0	191.1	185.7	C-8	15500	3200	200	Clear
1000	1000310	EKM, JP225V-1000WCL	12.0	191.1	140.0	C-8	25000	3200	200	Clear
1250	1001076	JP120V-1250WCF	12.0	191.1	185.7	C-8	32500	3200	200	Frosted
1250	1001086	JP225V-1250WC1	12.0	191.1	185.7	C-8	33500	3200	200	Clear



R7s-12