

EMP 2015 Soundfield Amplification System

The EMP 2015 Soundfield System consists of a body pack transmitter (SK 500 G2), headmic (ME 3), amplifier with integrated receiver (EMP 2015) and 2 wall mounted speakers (DAS Factor 5) complete with wall mounts and speaker wire. It is especially well-suited for medium to large classrooms to create a uniform soundfield throughout the entire learning environment. The system can be expanded to include up to 8 speakers for larger rooms.

Features—Benefits

- Integrated amplifier and receiver, simple to setup
- Auxiliary inputs for multi-media applications and personal FM assistive listening
- Advanced PLL and microprocessor technology for trouble free operation
- HDX noise reduction system for excellent audio quality

Technical Data

Amplifier

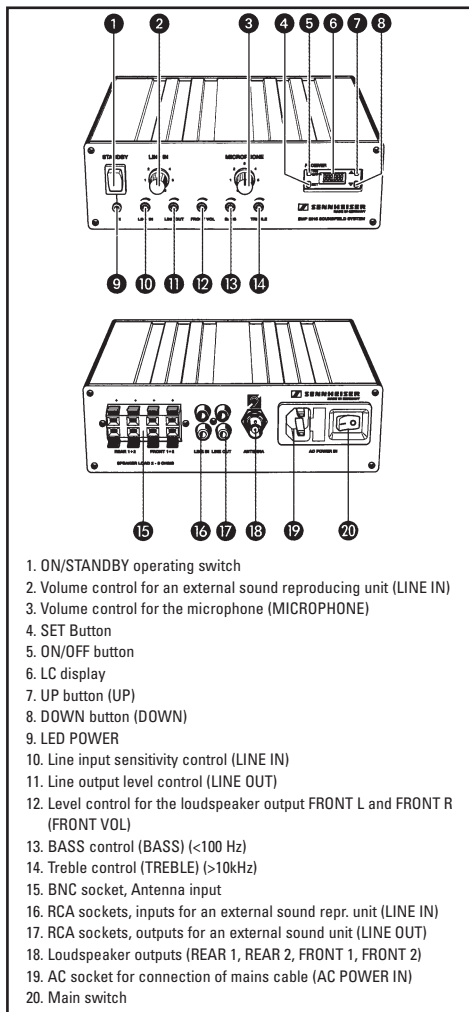
Operating voltage	115 V
Power Consumption	<200 W max. rms
Line level inputs	2 x RCA
Line level outputs	2 x RCA
AF output power	4 x 10 W at 4 Ω (rms) 4 x 20 W at 4 Ω (peak)
Output Impedance	4 x 2... 8 Ω
Frequency Response	Line Input: 20–18,000 Hz Receiver: 70–18,000 Hz (line out) >90 dBA rms (speaker out) 80 dBA rms
Signal-to-Noise Ratio	
Dimensions in inches	8.4 x 2.8 x 8.2
Weight	5.4 lbs.

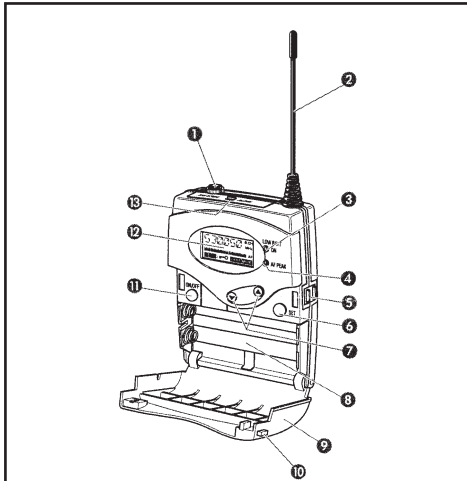
Receiver

Modulation	FM mono
Frequency Ranges	518–550 (A), 630–662 (B), 740–772 (C) MHz
Transmitting/Receiving Frequencies	1280, tunable in steps of 25 kHz, 16 switchable fixed frequency memories
Switchable bandwidth	32 MHz
Noise Reduction System	Sennheiser HDX
Nominal deviation /pk dev.	±24 kHz/±48 kHz
Antenna input impedance	50 Ω
Antenna Input	BNC

SK500 G2 Pocket Transmitter

Modulation	FM mono
Frequency Ranges	518–554 (A), 626–662 (B), 740–776 (C)
Transmitting/Receiving Frequencies	1440, tunable in steps of 25 kHz, 20 switchable fixed frequency memories
Switchable bandwidth	36 MHz
RF Output Power at 50 Ω	Typ. 30 mW
Power Supply	BA2015 G2 rechargeable battery or 2 AA batteries
Operating Time	8 hours
Max current consumption	approx. 40 mA
Nominal deviation /pk dev.	±24 kHz/±48 kHz
Antenna input impedance	50 Ω
Dimensions	3 3/8" x 2 5/8" x 1"
Weight	0.34 lbs

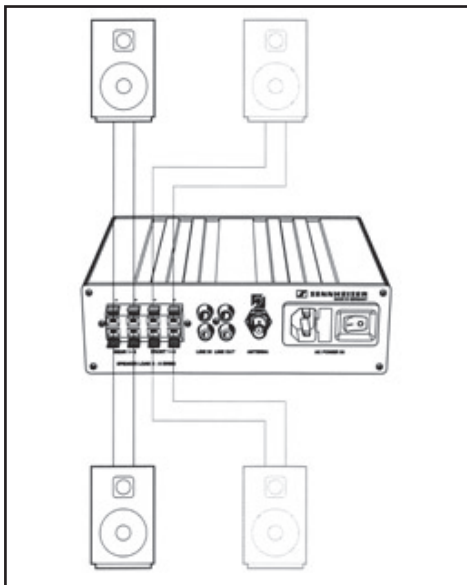




SK500 G2 Pocket Transmitter

The pocket transmitter transmits the signal of the connected microphone to the amplifier's receiver section

1. Microphone/line input (MIC/LINE), 3.5 mm jack socket
2. Antenna
3. Red LED for operation battery status indication (ON/LOW BAT)
4. Yellow LED for audio peak (AF PEAK)
5. Charging contacts
6. SET button
7. Rocker button (UP/DOWN)
8. Battery compartment
9. Battery compartment cover
10. Unlocking button
11. ON/OFF button (serves as the ESC (cancel) key in the operating menu)
12. LCD display
13. MUTE switch



2 and 4 speaker combinations

ME3 headmic

Transducer	Electret Condenser
Pickup pattern	Super-cardioid
Sensitivity	1.6 mV/Pa
Frequency Response	45 Hz–20 kHz
Sound Pressure Level	150 dB

Speakers

The DAS Factor 5 is a vented 2-way loudspeaker system designed to bring high performance from a reduced size cabinet.

Avg. RMS	80 W
Peak power handling	>320 W
Nominal Impedance	8 Ω
Speech Coverage Angle	155 degrees horizontal x 155 degrees vertical
Available Colors	Black or White
Connectors	Spring loaded push terminals
Dimensions	(H x W x D) 9.2 x 6 x 6.2 in
Weight	14.1 lbs.

System Includes

- EMP2015 Receiver/Amplifier combination with receiving antenna
- SK500 G2 Bodypack transmitter with transmitting antenna and two AA Batteries
- ME3 Headmic
- Mains cable
- (2) Factor 5W DAS Speakers (white)
- (2) SW 2015 25 ft. connecting cables
- (2) AX-5W wall/ceiling speaker mounts (white)
- Choose frequency A, B, or C

Optional Accessories

- POUCHEWSK—Waist pouch for EMP 2015 body pack transmitter, G2
- BA 2015 G2—Rechargeable battery for SK500 G2
- L2015 G2—Charger for (2) BA 2015 G2 rechargeable batteries (requires NTI-120)
- NTI-120—120v power supply (com.) for L2015 G2
- Factor 5W—Speaker (white), each (amplifier can power up to 8 speakers)
- AX5W—Wall/ceiling mount (white)
- SW 2015—Speaker wire
- ME 4 Clip-on cardioid lapel mic

Product Compatibility

Mikroport 2015 Personal FM System

Architect's Specifications

The system must function clearly and interference-free in busy RF environments, alongside as many as 40–45 duplicate systems. The system must provide 1440 usable frequencies in the UHF range and have a switchable bandwidth of 36 MHz. It must have a headworn super-cardioid microphone with a 45 Hz–20 kHz frequency response. The combination receiver/amplifier must supply 4x10 watts rms capable of powering up to 8 speakers mounted with sturdy wall mounts. The system should have team teaching for up to 3 individuals. Its amplifier must also have stereo auxiliary RCA inputs and outputs allowing interfacing to other media formats, i.e music, TV, computer. The system shall be named Sennheiser EMP 2015 Soundfield.

Sennheiser Electronic Corporation, 1 Enterprise Drive, Old Lyme, CT 06371

Telephone: 860-434-9190 • Fax: 860-434-1759 • Web: <http://www.sennheiserusa.com>

Latin America: Av. Xola 613, PH6, Col. Del Valle 03100, Mexico, DF. Telephone: 52 55 5639 0956. Fax: 52 55 5639 9482

Sennheiser Canada: 221 Labrosse Ave, Pte-Claire, PQ H9R 1A3. Telephone: 514-426-3013. Fax: 514-426-3953

Manufacturing Plant: Am Labor 1, 30900 Wedemark, Germany