

CJ E6i DIRECTIONAL EARSET MICROPHONE



Supplied with **cable**, carrying case, black and white cable clips, wind screen, cardioid and hypercardioid caps.

Countryman Earset directional microphones provide high quality voice pickup while rejecting surrounding noise, stage monitors, or feedback from nearby speakers. An ultra-miniature electret condenser element is held close to the mouth by a thin boom and comfortable earclip for world-class vocal mic sound with far better isolation than an omnidirectional mic can provide. The entire assembly weighs less than one-tenth ounce and almost disappears against the skin, so performers can forget it's there and audiences barely see it. Changeable caps let you select a cardioid pickup pattern for ease of placement, or a hypercardioid pattern for maximum isolation.

Unobtrusive

Countryman Earsets are the smallest, lightest, and least visible head-worn microphones. The comfortable earclip doesn't interfere with hairstyles, eyeglasses, wardrobe, headphones, or in-ear monitors. The tiny boom and mic element virtually disappear against the face.

Versatile

Soft, highly flexible boom is easily shaped right on the performer's face. Available in multiple skin-like colors. Changeable protective caps let you shape the frequency response for different situations or to match other microphones. Versions available for different speaking or singing styles, with up to 140 dB SPL capability.

Exceptional Sound Quality

Frequency response is better than 30 Hz to 15 kHz with smooth off-axis response and >100 dB dynamic range. Countryman Earsets sound like world-class, full size performance mics but the performer has complete freedom.

Rugged and Reliable

Stainless steel, skin-colored almost unbreakable boom can be bent and re-bent many times to fit different performers. The E6i is exceptionally resistant to makeup, sweat and moisture when used with the supplied protective caps. Caps and cable are field-replaceable without tools.

Excellent Isolation

Countryman directional Earsets reject 20 dB of off-axis sound, while easy adjustment keeps the mic very close to the mouth at all times. This reduces feedback in meeting rooms or houses of worship, and cuts monitor pickup on stage. The directional Earset is ideal for concerts and other high-noise environments.

Replaceable cables

With other microphones a worn cable requires purchasing a completely new mic. An E6 replacement cable easily replaces it in less than a minute. Quick-connect miniature 1 mm or 2 mm super rugged cables are available for almost any wireless transmitter or phantom mic input providing 3 - 48 V.

Frequency Response : 30 Hz to 15 kHz

Operating Current : 500 μ A

Operating Voltage : 1 to 2 Volts

Power Supply Voltage :

+3 V with 2.7 kOhm Load

+5 V with 6.8 kOhm Load

+9 V with 15 kOhm Load

Weight : .07 oz (2 grams)

The E6i Earset is available in three sensitivities:

Model E6iDW5 for general speaking

Sensitivity: 6.0 mV/Pascal

Equivalent Acoustic Noise: 24 dBA SPL

Overload Sound Level: 125 dB SPL

Model E6iDW6 for strong speaking and vocals

Sensitivity: 1.9 mV/Pascal

Equivalent Acoustic Noise: 29 dBA SPL

Overload Sound Level: 135 dB SPL

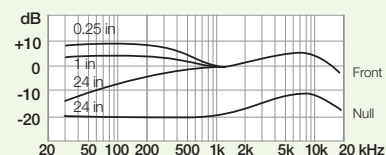
Model E6iDW7 for powerful vocals

Sensitivity: 0.60 mV/Pascal

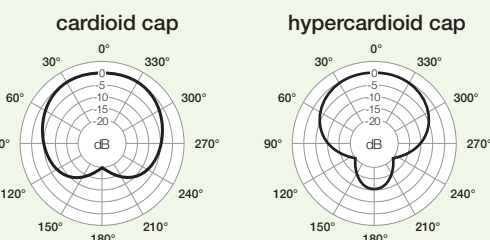
Equivalent Acoustic Noise: 39 dBA SPL

Overload Sound Level: 145 dB SPL

Frequency Response



1 kHz Polar Response




E6i Directional: Frequently Asked Questions



When should I choose a directional Earset?


Only Countryman Earsets offer omni and directional versions, giving the user some exceptional advantages. The omni Earset rejects unwanted sound and feedback better than a lavalier almost anyway you wear it, so it's very user-friendly for new and experienced users alike. It's ideal for anyone working with a PA system covering a room without stage monitors. For situations where there are loud monitors, extreme feedback or environmental noise, choose the Countryman directional Earset (marked with a green band). It's much smaller and less obtrusive compared to anything else on the market. For more information on directional Earsets, see your dealer or download a copy from our web site. Or simply call us if you have a question.



Should I choose the E6 or the E6i?

The classic E6 is recommended when one person wears the microphone. Because it is stiffer and holds its shape well, it can be adjusted to fit the user's face, stored away, and quickly unpacked and worn with a minimum of fuss.

The E6i adds a new, soft, highly-flexible boom and a larger silicone rubber ear piece. When multiple users share a mic, the E6i is the best choice. The soft boom is fantastically durable and the extreme flexibility makes changing users a breeze.



How do I choose the right color for my skin tone?


Tan is the most popular color choice, because it works perfectly for average Caucasian skin tones, as well as olive complexions. Light beige works well in theatrical applications due to its slightly pink undertone, which is also appropriate for extremely fair skin. Cocoa is the ideal choice for African American skin tones ranging from very light to chocolate, and black is appropriate for extremely dark skin, or for situations where you want the mic to be visible. When in doubt, choose the darker option. That's because a mic that's too light can resemble a scar or blemish, while a mic that's slightly darker than the background tends to blend much better and draws less attention.



Which sensitivity should I choose?

Making a microphone more sensitive to catch soft sounds means it will overload sooner for loud sounds. Because sound pressure levels vary between individuals and applications, we provide three sensitivities with three overload or clipping characteristics.

- The most sensitive (W5, no band) is for general speaking, such as presentations or sermons
- The middle sensitivity (W6, blue band) is for vocals and strong speaking, such as in theater
- The most powerful vocals require the least sensitive mic (W7, purple band) with the highest overload sound level



Which cap should I use?

The Earset should always be used with a protective cap in place to keep sweat, makeup and other foreign material out of the microphone. The directional caps modify your Earset's pickup pattern:

- Hypercardioid mode provides the best isolation from all directions, with a null facing toward the floor where "wedge" monitors are often placed. We recommend this mode for most applications. Being more directional than cardioid, it's slightly more sensitive to air movement and the windscreen should always be used.
- Cardioid mode is slightly less directional, with a null toward the performer's back. It's most useful for trade-show presenters or other performers who have a monitor speaker over their shoulder or behind them.