



Japan's most original microphone maker

CMS-7s

MS Stereo Portable Condenser Microphone

The Sanken CMS-7s is a portable M-S stereo condenser microphone for indoor and outdoor TV and radio broadcasting and motion picture making.

The first microphone of its kind in the world to boast axial directivity, its compact size and weight enable a single person to handle all outdoor stereo recording.


Featuring a clear stereo image with controllable width, a clean, uncolored sound, and maximum immunity to noise interference, it is ideal for picking up ambient stereo sound fields, especially in difficult outdoor environments where wind, microphone, and cable-handling noises can be a problem.

It incorporates Sanken's original Push-Pull capsule design which gives it a sensitivity of 6dB higher than similar sized non-Push-Pull microphones.

It has a dynamic range of 108dB (maximum SPL=130dB at 1% THD), a nearly flat response in the audio frequency range, and inaudible self-noise (19 dB or less).

It is supplied with the CMS-MBB II a specially designed power supply and matrix box run by battery or 48V phantom.

*CMS-7s will mount to any standard 19mm diameter handgrip.



Specifications

Transducer Type:	Push-Pull DC bias condenser
Directional Pattern:	Mid=Cardioid, Side=Figure 8
Diaphragm:	Titanium membrane (1 micron)
Frequency Response:	50 Hz to 20kHz
Sensitivity at 1kHz:	10mV/Pa -40dB
Nominal Impedance:	30 ohms (M-S outputs); 30 ohms (L-R outputs)
Recommended Load Impedance:	600 ohms or higher
Equivalent Noise Level:	19dB or less
A weighted rms (IEC 179)	(0dB=2×10 ⁻⁵ Pa)
Maximum SPL for 1.0% THD at 1kHz:	130dB
Connector to CMS-MBB II	7-pin XLR type; Pin 1=ground, Pin 2=mid-mic audio (positive), Pin 3=mid-mic audio, Pin 4=side-mic audio (positive), Pin 5=side-mic audio, Pin 6=5.5V DC, Pin 7=DC bias for mic capsule
Power Supply:	CMS-MBB I (or II) with four 1.5V AA batteries or 48V phantom; minimum battery operating time: 40 hrs. (17 hrs. for QMS-MBB II with headphones in use)

Battery Current Consumption:	31mA (CMS-7s with CMS-MBB II)
Dimensions:	235mm×19mm (body diameter)× 61 mm (widest microphone head diameter) [9.2in.×0.7in.×2.4 in.]
Weight:	250g (0.55 lbs.)
Case:	Brass construction and steel screen with black finish

Note: The top and bottom sides are clearly indicated. This is especially helpful if the CMS-7s is mounted high on a boom.

Specifications subject to change without notice.

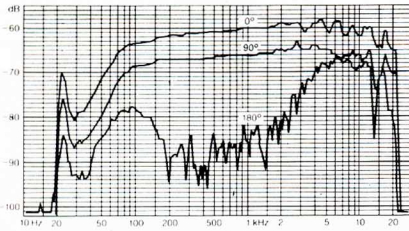
Included Accessories:

1. Carrying box for CMS-7s and accessories; comes with calibration chart
2. CMS-MBB II power supply and switchable matrix box
3. SC-71 7-pin XLR cable assembly (length: 1.5m; 4.9 ft.)
4. SC-73 3-pin XLR cable assembly (length: 0.3m; 1 ft.)×2
5. Battery (1.5V AA)×4

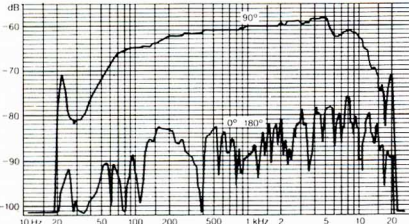
Optional Accessories:

1. SC-72 7-pin XLR cable assembly (length; up to 100m; 328 ft.)
2. WS-7 windscreen
3. WJ-7 windjammer
4. TC-7 carrying case
5. SC-74 matrix console connector
6. GS-7s suspension with handgrip

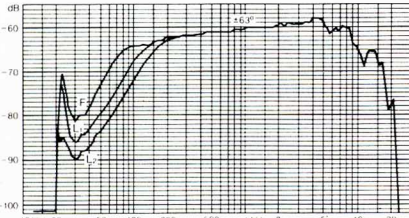
Frequency Response



Mid



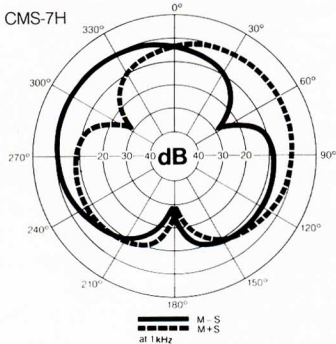
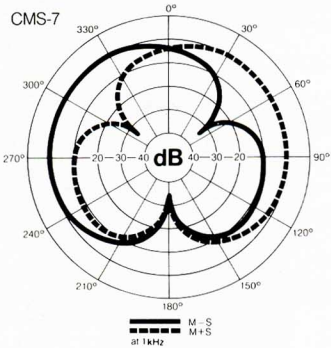
Side



L-R

F=Flat response
L₁=Low roll off 1
L₂=Low roll off 2

Polar Pattern



CMS-7s Microphone Accessories

CMS-MBB II Battery Power Supply and Switchable Matrix Box



CMS-MBB II Battery Power Supply and Switchable Matrix Box

The CMS-MBB II is a portable power supply and matrix box specially designed for the Sanken CMS-7s microphone.

Using either battery or 48V phantom power, it features a width control for designating stereo aperture, a selective M-S or L-R output switch, a battery power switch, and a battery life warning LED. All switches are located on one side for convenient operation.

It slips easily into the pocket of a portable recorder's carrying bag or clips to a belt. CMS-MBB II has a monitoring L-R output for stereo headphone.

Specifications

- Operating Voltage: Battery Supply=6V DC (four 1.5V AA batteries)
Phantom Supply=48 ±4V phantom
- Operating Time: 40 hrs. minimum with battery supply;
17 hrs. minimum for CMS-MBB II with headphones in use
- Current Consumption: Battery Supply= 14mA (31mA for CMS-MBB II with headphones in use); Phantom Supply=16mA (33mA for CMS-MBB II with headphones in use)
- Connectors and Supply Voltage Polarity: XLR 7-31; Pin 1 and Case=0V, Pin 2, 3, 4 and 5=0V,
Pin 6=+5.5V, Pin 7=+36V
- Output Connectors: XLR 3-32C (× 2); M-L Output ~ Pin 1=ground,
Pin 2=audio (positive), Pin 3=audio; S-R Output ~ Pin 1=ground,
Pin 2=audio (positive), Pin 3=audio; Stereo Monitoring
Output ~ Center=right, Outside=left
- Controls:
 - Power Switch ~ Battery, Phantom; M-S/L-R Selector ~ M-S, L-R;
 - 3-Position Low Cut Switch ~ 1=no cut filter, 2=cut filter with 6dB/oct slope and 4dB down at 100Hz, 3=cut filter with 6dB/oct slope and 8dB down at 100Hz;
 - 6-Position Stereo Width Control ~ 1=0° (mono), 2=60°, 3=90°, 4=110°, 5=120°, 6=127° (M=S, see Application Notes)
 - Battery life warning LED, phantom power LED
- Indicators: H=80mm (3.2 in.), W=152mm (6.0 in.), D=37mm (1.5 in.)
- Dimensions: 780g (1.72 lbs., CMS-MBB II)
- Weight (incl. batteries): Aluminium die casting with non-glare enamel finish
- Construction: In M-S position, M and S output is in 1:1 ratio./
- Notes: When 48V phantom power is used, the CMS-MBB automatically switches from battery supply mode to phantom power mode.
Specifications subject to change without notice.

SANKEN Microphone Co., Ltd., 2-8-8 Ogikubo, Suginami-ku, Tokyo 167-0051, Japan

Tel: +81-3-3392-6581

Fax: +81-3-3393-2055

Email: cs@sanken-mic.com

Web: <http://www.sanken-mic.com/>