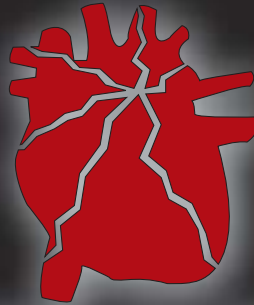


ROCKTRON

TECHNOLOGY FOR GUITARISTS



HEART ATTACK

DYNAMIC FILTER PEDAL FOR BASS AND GUITAR

INSTRUCTION MANUAL

- EXPRESSIVE DYNAMIC FILTER PEDAL
- PRODUCES A SWEEPING HARMONIC PHASE SHIFTING EFFECT THAT IS PICK ATTACK SENSITIVE
- SWEEPS THE FREQUENCY SPECTRUM FROM HIGH TO LOW
- SENSITIVITY CONTROL ALLOWS FOR A WIDE SWEEP OF THE EFFECT
- HEAVY DUTY CHASSIS WITH EASY ACCESS BATTERY COMPARTMENT

MAY BE COVERED BY ONE OR MORE OF THE FOLLOWING: U.S. PATENTS
#4538297, 4647876, 4696044, 4745309, 4881047, 4893099, 5124657, 5263091,
5268527, 5319713, 5333201, 5402498 AND 5493617.
OTHER PATENTS PENDING. FOREIGN PATENTS PENDING.



Your Heart Attack™ pedal has been tested and complies with the following Standards and Directives as set forth by the European Union:

Council Directive(s): 89/336/EEC Electromagnetic Compatibility

Standard(s): EN55013, EN50082-1

This means that this product has been designed to meet stringent guidelines on how much RF energy it can emit, and that it should be immune from other sources of interference when properly used. Improper use of this equipment could result in increased RF emissions, which may or may not interfere with other electronic products.

To insure against this possibility, always use good shielded cables for all audio input and output connections. This will help insure compliance with the Directive(s).

For more information about other Rocktron products, please see your local dealer or one of our importers closest to you (listed on the Rocktron website - www.rocktron.com).

Precautions

Read all instructions contained in this manual.

Keep these instructions

Heed all warnings

Follow all instructions.

Do not use this apparatus near water.

Clean with dry cloth

Precautions Continued....

Do not block any ventilation openings (if applicable). Install in accordance with the manufacturer's instructions.

Do not install near any heat sources such as radiators, heat registers, stoves or other apparatus (including amplifiers) that produce heat.

This product is not equipped with a plug or cable. This pedal runs on a 9 Volt Battery, if a 9Volt DC adapter is the used please follow adapter manufacturer's operation instructions.

Only used attachments/accessories specified by the manufacturer.

Do not use this product with any case, stand tripod, bracket or table that is not specified by the manufacturer. Insure that the case, stand, tripod, bracket etc. is properly adjusted and setup (follow all instructions). Extra care and caution should be taken to avoid tip over and injury.

Unplug this apparatus during lightening storms or when unused during long periods of time.

Refer all service to qualified service personnel. Servicing is required when the apparatus has been damaged in any way, such as power supply or plug is damaged, liquid has been spilled or objects have fallen into the apparatus or if the apparatus has been exposed to rain or moisture, does not operate normally or has been dropped.

DO NOT ATTEMPT TO SERVICE THIS EQUIPMENT. QUALIFIED PERSONNEL SHOULD SERVICE THIS EQUIPMENT ONLY. DO NOT MAKE ANY INTERNAL ADJUSTMENTS OR ADDITIONS TO THIS EQUIPMENT AT ANY TIME OR TAMPER WITH INTERNAL ELECTRONIC COMPONENTS AT ANY TIME. FAILURE TO FOLLOW THESE INSTRUCTIONS MAY VOID THE WARRANTY OF THIS EQUIPMENT AS WELL AS CAUSING A SHOCK HAZARD.

OPERATING TEMPERATURE

Do not expose this unit to excessive heat. This unit is designed to operate between 32 F and 104 F (0 C and 40 C). This unit may not function properly under extreme temperatures.

Introduction

Congratulations on your purchase of the Rocktron Heart Attack.

The Heart Attack Dynamic Filter pedal produces a harmonic phase shifting effect that sweeps the frequency spectrum from high to low. It is ideally suited for bass and can also be used by guitarists.

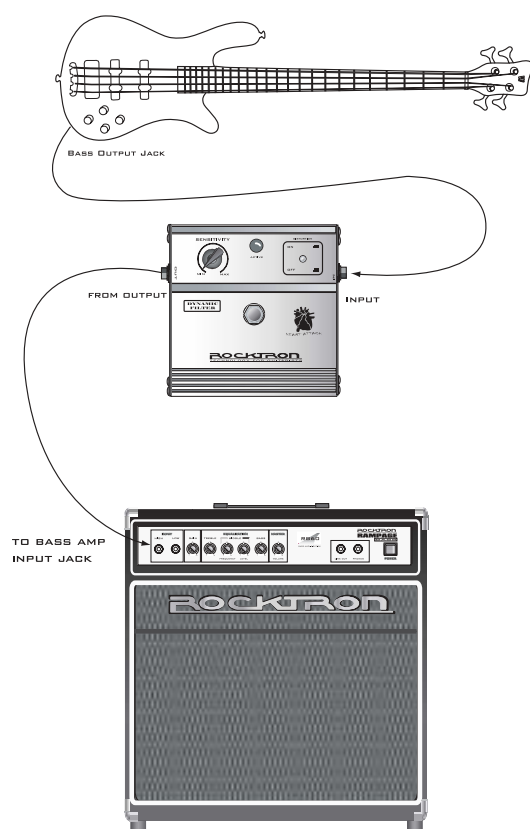
The dynamic filter effect is triggered by pick attack. The harder you pick the string, the louder the effect. The Sensitivity control allows for frequency adjustment of the effect. Lower settings provide for a lush, smooth feel - ideal for locking in with a drummer and providing a solid low-end. Higher settings provide a more expressive effect that is ideally suited for lead breaks. Play around with it - you will find that there are tons of possibilities as the effects volume and sound is mainly produced by your pick attack!

We have also included "distortion" to give you a little more "grit" when playing.

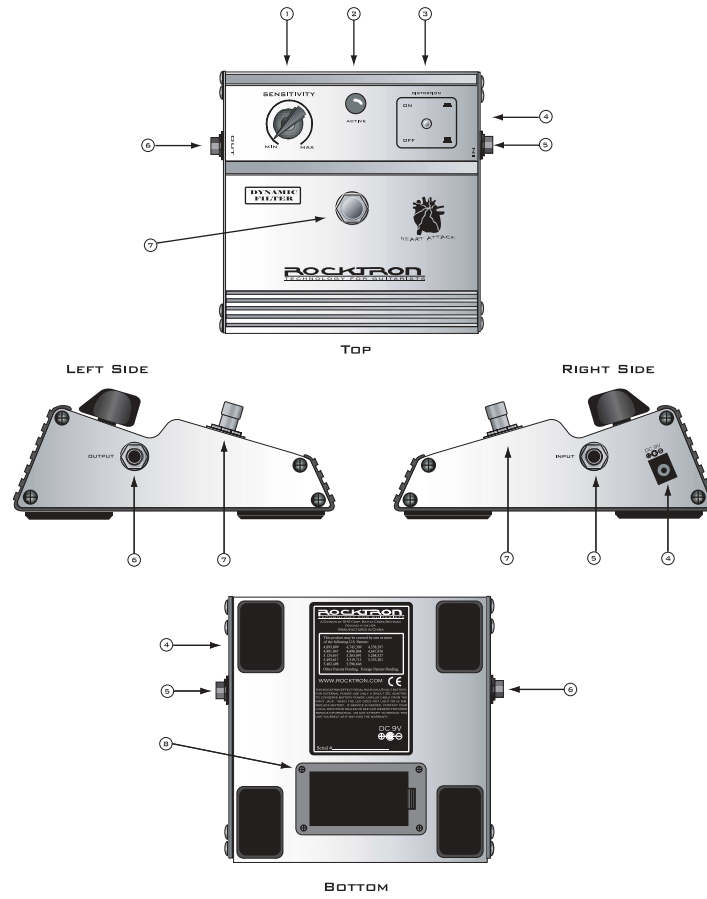
The easy access battery compartment will make changing batteries during a gig a breeze. We have also equipped it with a super bright blue LED so you will know when the pedal is on...it is also just plain cool!

Enjoy

Connection



Controls



Controls

- 1 Sensitivity Control - Adjusts the sensitivity of the effect. Turning this control clockwise increases the sensitivity of the effect. Turning it counterclockwise decreases the sensitivity of the effect.
- 2 Active LED - When lit the pedal is “active” or “on”
- 3 Distortion Button - When the button is pressed “in” the distortion is on. When the button is “Out” the distortion is off.
- 4 DC 9V Input - To use external power (not provided) use only a 9-Volt DC adapter
- 5 Input - Using a standard guitar cable with a 1/4” jack, plug your guitar into this jack.
- 6 Output Jack - Using a standard guitar cable with a 1/4” jack, connect to your next effect or directly into your amplifier.
- 7 On/Off Switch - This switch determines whether the pedal is “on” or “off” - When ON the blue LED will be lit. When OFF the LED will not be lit.
- 8 9-Volt Battery Compartment - to access pull on small tab labeled “OPEN”. Replace with a new 9-Volt battery. Always remember to unplug your guitar cords from the pedal to conserve battery life. Some battery drain may take place when unit is plugged in (even if the unit is bypassed).

Specifications

Maximum Input	+4dBu
Input Impedance	220K
Current Consumption	5mA
Power Requirements	DC9V>100mA built-in regulator

** CE Approved **

Hints and Tips:

The Heart Attack pedal usually sounds better when placed after distortion in the signal chain. However, the Heart Attack can be used either before or after a distortion.

If using multiple pedals such as delays and other modulation effects, try the Heart Attack in different parts of the signal chain until you find the sound you like best.

If you have an effects loop in your amplifier - try putting the Heart Attack in the effects loop for a different sound (please follow all instructions in your amplifier manual when connecting to your effects loop).

Rocktron Products

Preamps

Gainiac (*preamp w/12ax7 tube*)

Blue Thunder (*bass preamp w/multi-effects*)

Chameleon® 2000 (*preamp w/multi-effects*)

RepliTone MP (*modelling preamp w/multi-effects*)

Voodoo Valve® (*preamp w/12ax7 tube and multi-effects*)

Prophecy (*our top of the line preamp with multi-effects*)

Vendetta VP4 Preamp (*All Tube 4-Channel Guitar preamp - 2 Rack Space*)

Rack Effect Processors

Xpression (*multi-effects processor*)

Noise Reduction

HUSH® Super C (*guitar noise silencing system*)

HUSH® The Pedal

Power Amplifier for guitar

Velocity® 100 (*2x50W Stereo Power Amp for Guitar*)

Rocktron Products

Distortion/Overdrive Pedals

Silver Dragon Tube Multi-Distortion Pedal

Metal Planet Distortion

Zombie Rectified Distortion

Rampage Distortion

Sonic Glory Overdrive

Austin Gold Overdrive

Nitro Tonal Enhancer/Booster

Effect Pedals

Hypnotic Flange

Tsunami Chorus

Vertigo Vibe Rotating Vibe Pedal

Short Timer Digital Delay

Big Crush Compressor

Pulse Tremolo

Nitro Tonal Enhancer/Booster

Heart Attack Dynamic Filter

Essential Pedals

HUSH® The Pedal

X-Tune Chromatic Tuner

Black Cat Moan Wah Wah

Banshee Talk Box

Rocktron Products

Tube Guitar Amplifiers

Vendetta Head (100 W Head 4-Channels All Tube - MIDI Switchable)

Vendetta Combo (100W 2x12 Combo Celestion 90s all Tube 4-Channel MIDI Switchable)

Rampage Guitar Amplifiers

R30RW (30W 1x10 Amp w/built in Digital Recorder)

R80DSP (80W 1x12 Amp w/Digital Effects)

RT80 (80W 1x12 Amp w/Reverb & Built-in Tuner)

R120DSP (120W 2x10 Amp w/Digital Effects)

RT122C (120W 2x12 Amp w/Stereo Chorus, Reverb & Chromatic Tuner)

R50DSP (50 Watt 2x8" Guitar Amp w/Digital Effects)

R50C (50 Watt 2x8" Guitar Amp w/Reverb & Chorus)

R20 (20 Watt 1x8" Amp w/Reverb)

R10 (10 Watt 1x6.5")

Rampage Acoustic Amplifiers

RA50DSP (50W Acoustic Amp w/Digital Effects - Wedge Shape)

RA30DSP (30W Acoustic Amp w/Digital Effects - Wedge Shape)

Rocktron Products

Rampage Bass Amplifiers

RB20 (*Bass Amp 20W with 8" Speaker*)

RB30 (*Bass Amp 30W with 10" Speaker*)

RB60 (*Bass Amp 60W with 12" Speaker*)

RB100 (*Bass Amp 100W with 15" Speaker*)

Foot Controllers and Accessories:

MIDI Mate (*Midi Foot Controller*)

MIDI XChange (*MIDI Foot Controller*)

All Access® (*Midi Foot Controller*)

HEX (*Expression Pedal*)

RMM900 (*7-pin Din MIDI Cable*)

RM4 (*MIDI Controller for Vendetta amps*)

RFS1 and RFS2 (*Single and Double Latching Footswitches for Rampage Amps*)

ROCKTRON

TECHNOLOGY FOR GUITARISTS



HEART ATTACK

Rocktron - A Division of GHS Corporation
2813 Wilber Ave
Battle Creek MI 49015
USA

Rocktron Phone: 1-(269)-968-3351
Email: info@rocktron.com

www.rocktron.com

The Rocktron and Heart Attack names and logos, this pedal's shape, design and graphics and this manual's layout, descriptions and designs are TM, © and ® - GHS Corporation, Battle Creek, MI 49015 - - All Rights Reserved

2004-0001
Rev. 04/21/04