





NOTES:

- Transformer color codes shown are shown in the table to the right and in the diagram below
- 25V amplifier connection example shown below provides 0.5W of power (load) for each speaker
- Unused transformer wires must be insulated from each other, the enclosure and ground
- Speakers on the same amplifier line can be connected at different tap (power) levels
- Call-in switch is momentary contact, normally open, connect as specified by control system manufacturer

COLOR**AT 25V**

Green		0.25W
Yellow		0.5W
Orange		1.0W
Black		COMMON

