

The 6488io provides eight balanced line-level analog inputs to and eight balanced mic- or line-level analog outputs from a Pro64™ A-Net® audio network. The 6488io is ideally suited for low-channel-count network drops, system expansion, and comm links. It is the perfect addition to a small post-production room, radio facility, or snake rack.

Input and output banks are independently configurable, offering maximum flexibility in setting up a Pro64 network. Both inputs and outputs feature XLR jacks and DB25 multipin connectors.

The input section of the 6488io is modeled after the 6416i, with a four-position gain switch for each input channel, individual channel activation switches,

and stereo linking for adjacent channel pairs. The output section of the 6488io is drawn from the 6416o, with a two-position output level switch for each channel and individual channel activation switches.

In addition to its audio capabilities, the 6488io also includes I/O for Aviom's innovative Virtual Data Cables™. The VDCs can be used for simultaneously distributing up to 14 channels of non-audio control data to any device on the Pro64 network. The 6488io provides VDC connectors for MIDI In, MIDI Out, RS-232, and GPIO.

The versatile 6488io is compatible with all Pro64 Series products, allowing audio networking systems to be designed, scaled, and expanded as needed.

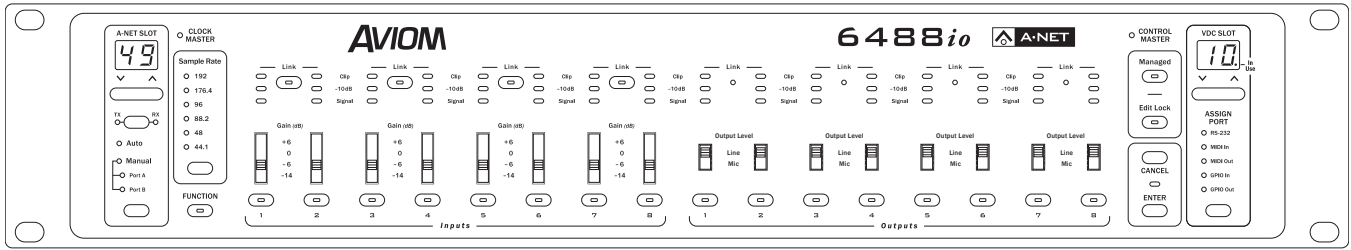
### PRODUCT HIGHLIGHTS

- Eight line-level analog inputs
- Eight mic- or line-level analog outputs
- Balanced XLR inputs and outputs
- DB25 audio thru/alt. inputs and alternate outputs
- Three-segment level metering per channel
- Individual channel activation switches
- Variable sample rates: 48kHz±, 96kHz±, 192kHz±
- 24-bit A/D and D/A converters
- Virtual Data Cable connectivity for GPIO, MIDI, and RS-232

### TECHNICAL SPECIFICATIONS

<b>Channels</b>	8 inputs	Line level
	8 outputs	Mic or line level
<b>XLR Inputs</b>	Pin 1: Shield; Pin 2: Hot; Pin 3: Cold	
<b>Input Thru/Alt. In</b>	DB25 multipin; audio pinout	
<b>XLR Outputs</b>	Pin 1: Shield; Pin 2: Hot; Pin 3: Cold Impedance balanced; Signal on hot only	
<b>Alt. Audio Outputs</b>	DB25 multipin; audio pinout	
<b>Input Impedance</b>	3k ohms	
<b>Output Impedance</b>	91 ohms	
<b>Input Gain Range</b>	+6, 0, -6, -14 (dB)	4-position switch
<b>Maximum Input Level</b>	+18dBu	
<b>Output Levels</b>	+4dBu, -17dBu	2-position switch
<b>Sample Rates</b>	1x: 39.7–52kHz; 2x: 79.4–104kHz; 4x: 158.8–208kHz	24-bit resolution
<b>Frequency Response</b>	-3dB: 2Hz and 23kHz ±0.5dB: 3Hz–22kHz (at 1x sample rate)	
<b>THD +N</b>	< .002% at -10dBFS	

<b>Signal to Noise</b>	A/D and D/A: -111dB (unweighted)	
<b>Crosstalk</b>	<100dB at 1kHz	
<b>Maximum Ambient Temperature</b>	50°C	
<b>Virtual Data Cables</b>	MIDI In, MIDI Out 5-pin DIN	
	RS-232 DB9 connector; DIP switch configuration	
	GPIO In (x4), Out (x4); terminal block connectors; DIP switch configuration; TTL or isolated	
<b>A-Net</b>	2 EtherCon® RJ45 connectors	
<b>A-Net Cable Length</b>	400 feet (120 meters) between devices	
<b>Latency</b>	Analog input to analog output: <800µs	
<b>Power Supply</b>	100–240VAC	50–60Hz, 24W
	Internal switching type; IEC connector	
<b>Dimensions</b>	2U; 19" w x 8" d x 3.5" h (482.6 x 203 x 88 mm)	
<b>Weight</b>	9 pounds (4.1 kilos)	
<i>All Aviom products are designed and manufactured in the U.S.A.</i>		

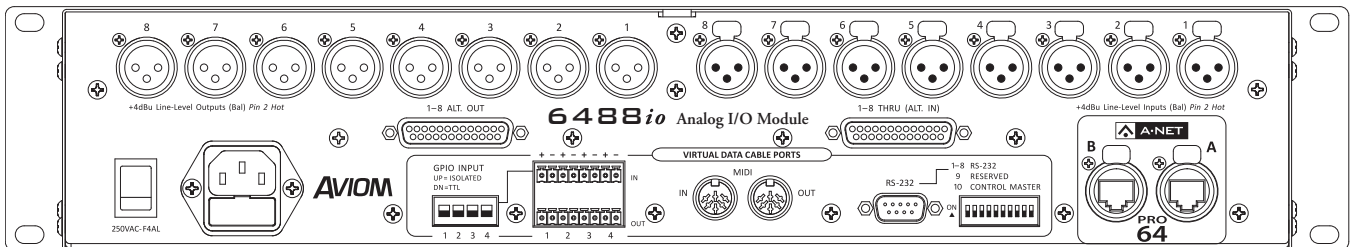


### ▲ FRONT PANEL FEATURES

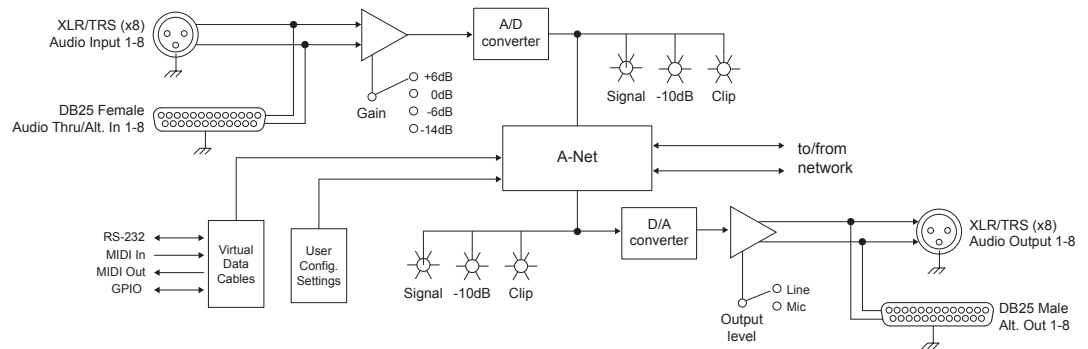
- Four-position gain switch per input channel
- Selectable mic- or line-level output level per channel
- Three-segment level meter per channel
- Channel activation buttons with LED
- A-Net Slot and mode select
- VDC port assign
- Edit Lock

### ▼ REAR PANEL FEATURES

- XLR balanced inputs and outputs
- DB25 thru/alt. ins and alt. outs
- Dual A-Net ports
- VDC I/O for MIDI, RS-232, and GPIO
- VDC port configuration switches



### 6488io BLOCK DIAGRAM



### ARCHITECTURAL SPECIFICATION

The Aviom 6488io Analog I/O Module shall provide eight channels of balanced line-level audio A/D conversion and eight channels of balanced line-level audio D/A conversion. It shall provide full-bandwidth, high-quality audio by employing the Aviom A-Net® audio transmission protocol. It shall employ 24-bit A/D and D/A converters with sample rates from 39.7kHz to 52kHz, 79.4kHz to 104kHz, and 158.8kHz to 208 kHz. No audio data compression shall be employed at any time.

It shall have a frequency response from 3Hz to 22kHz,  $\pm 0.5$ dB or better, with total harmonic distortion no more than 0.002% at 1kHz with a -10dBFS input signal at the 0dB gain setting. Input gain shall be variable from -14dB to +6dB, with a four-position gain range switch. Input impedance shall be 3k ohms. Output level shall be variable with a two-position switch with settings of +4dBu and -17dBu. Output impedance shall be 91 ohms.

Input channel features shall include a channel-to-network activation button with LED indicator and four-position gain switch. Each pair of channels shall have a lighted stereo link button. Output channel features shall include a channel on/off button with LED indicator and two-position output level switch.

Each pair of channels shall have a stereo link LED indicator. Peak-reading level meters with three LEDs will be supplied. Network interface controls shall include A-Net transmit/receive mode, Sample Rate selection, VDC I/O interface, and Cancel and Enter buttons.

It shall employ XLR jacks for line-level I/O connections. DB25 jacks, wired per analog audio standards, shall be provided for audio thru and auxiliary output connections. It shall employ Aviom's Virtual Data Cable™ technology with GPIO (terminal blocks x4) with isolated or TTL operation selectable via DIP switch, MIDI In and Out jacks, and RS-232 (DB9 connector) configured via DIP switch.

The unit shall be powered by an internal universal power supply (110 to 240VAC) with an AC power receptacle with fuse, and be supplied with a detachable AC cable. It shall be UL and CE listed. The unit shall have EtherCon® RJ45 connectors for the A-Net digital signal connections.

Its dimensions shall be 19 inches wide, 8 inches deep, and 2U (3.5") high. Its net weight shall be 9 pounds, and its front panel shall be finished in blue. The unit shall be Aviom Incorporated model 6488io.