


FreeSpeak II Base II - 5 Up System

FreeSpeak II Wireless Solutions



Linking
People
Together



FSII-BASE-II-5

Key Features and Benefits

- Routing and configuration of up to 5 FSII beltpacks
- Fiber transceiver connections, supports two fiber enabled FSII splitters
- Browser configuration client works on any device or PC
- Four 2-wire ports with call signal, auto nulling (supports Clear-Com and RTS)
- Supports 2 transceivers natively and up to 10 transceivers via FSII active splitter
- Multi-mode user interface has monitoring, setup and main station modes with assignable soft keys
- Supports both 1.9 GHz and 2.4 GHz FSII beltpacks on a single base station
- Matrix and partyline configurations support up to 12 channels and/or groups
- Easily upgrade to 25 beltpacks with the purchase of a software license
- DECT Sync ports for optimizing co-located systems
- RF Audio Filter improves system performance in harsh RF environments
- Call-on-Talk
- Text messaging from CCM to wireless beltpacks

FreeSpeak II is a high performance wireless solution operating in the 1.9 and 2.4GHz frequency bands designed for extensive communication in large-scale operations.

Description

The FSII-BASE-II-5 is a base station for the wireless FreeSpeak II 1.9 GHz and 2.4 GHz active transceiver antennas and beltpacks. The FSII-BASE-II has four 2-wire connections for analog partyline connection, four 4-wire audio connections and four displays with soft keys. Dedicated stage announce (SA) output and program audio input are provided.

Operation

A single base station can operate using a mix of both 1.9GHz and 2.4GHz FreeSpeak II active antenna transceivers to support up to 5 1.9 GHz and/or 2.4GHz beltpacks and 10 active transceiver antennas via two transceiver splitters (FSII-SPL). The user interface supports system configuration and system monitors along with a main station mode with Talk and Call soft keys. A dedicated headset jack is included for communications and monitoring from the front panel. Access to channels and other functions are assignable through the menu on the base station or through the Core Configuration Manager (CCM) browser-based tool.

Core Configuration Manager with *InSite*

The Core Configuration Manager (CCM) for the FSII-BASE-II is an integrated, browser-based software utility supported on the latest versions of all major web browsers for enabling rapid setup, configuration and monitoring. The intuitive and consistent design facilitates a quick and simple means of configuring the FSII-BASE-II with convenient role-based configuration of beltpacks, including save and restore, text messaging, individual belt-pack and group call signal and remote mic kill.

InSite live monitoring and telemetry of beltpacks and transceivers provides a better user experience for both audio performance and ease of use for all users. ***InSite*** includes tools for technical administrators to track belt-pack roaming between cellular transceivers and quality of service over time, thus helping to tune the system for best operation.

FreeSpeak II Base II - 5 Up System

FreeSpeak II Wireless Solutions

Technical Specifications

Base-to-Beltpack Frequency Response: 100Hz - 7.1kHz
No. of Beltpacks per Base Station: 5
No. of Transceiver/ Antennas Supported by Base: 10
No. of Active Transceiver Ports: 2, one port can remotely power up to 1 FSII splitter or 1 FSII transceiver
PC Programming Port: 2 LAN RJ45
Relay Port: DB15, supports one relay assigned to the SA out
Partyline A,B,C,D (each): XLR-3F, on/off termination switch, Clear-Com and RTS compatible
Partyline Power On/Off: A/B, C/D paired
Partyline Output Voltage: 26 - 28VDC, 800mA per pair (A/B or C/D)
Four-Wire/Matrix Connection: 4 RJ-45
Program Input: XLR-3F, transformer isolated, line-level input
Stage Announce Output: XLR-3M, transformer isolated, line-level output
Front Panel Headset: 4-pin male and 5-pin female options

Front Panel Displays: 4 OLED's with encoders and assignable soft keys
Front Panel Indicators: Antenna Status, Beltpack Status
External Power Supply Connection: 12VDC
Base Station Programming/Editing: Push-to-enter rotary encoder

Power

Input: 100-240V AC, 1.4A max
Output: 12V DC, 60W, 5A
Current Draw: 12V, 4A max, 48W max

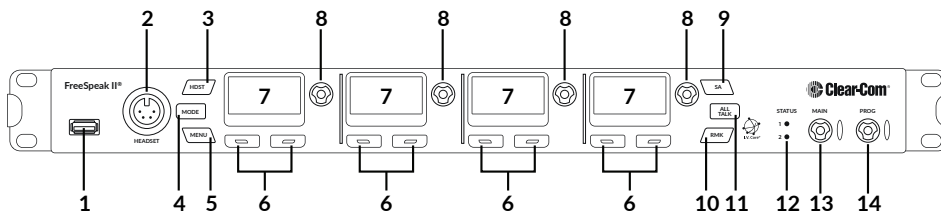
Dimensions

1.75 x 19.0 x 10.2 in (HxWxD)
(44 x 483 x 259 mm)

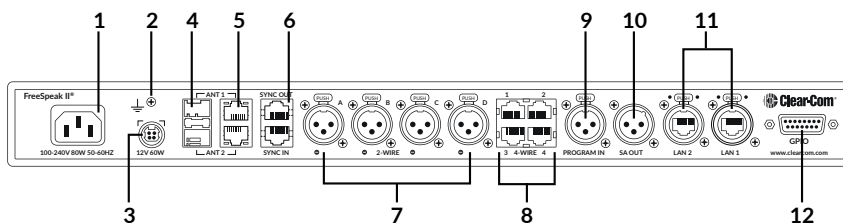
Weight

5.57 lbs (2.5 kg)

Front Panel



Back Panel



Legend

Front Panel

1. USB
2. Headset Connector
3. Headset Button
4. Mode Button
5. Menu Button
6. Soft Keys
7. Displays
8. Rotary control encoders
9. Stage Announce
10. Remote Mic Kill
11. All Talk
12. Status LEDs
13. Main Level Encoder
14. Program Level Encoder

Back Panel

1. IEC Power Connection (110-230 VAC)
2. Grounding Screw
3. External power supply connection
4. Fiber Transceiver connections (SFP)*
5. Copper Transceiver connections (RJ45)
6. DECT SYNC connections (RJ45)
7. 2-wire connections A,B,C,D (XLR3M)
8. 4-wire connections, 1,2,3,4 (RJ45)
9. Program In (XLR3M)
10. Stage Announce Out (XLR3M)
11. LAN1, LAN2, (Ethercon RJ45)
12. GPIO relays (DB15F)

Order Code

FSII-BASE-II-5: FSII base station for 5 beltpacks

FSII-BASE-II-25BP-LICENSE: FSII-BASE-II-5 upgrade license for 25 beltpacks