

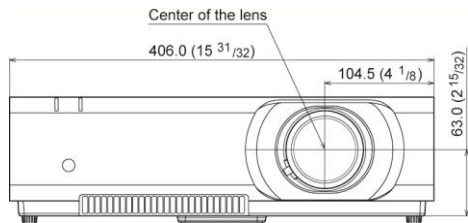
# SONY

## Basic Installation Projector VPL-CX276

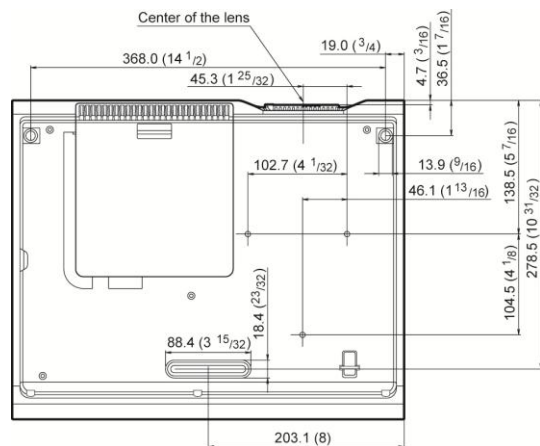
### Key Features

- 5,200 lumens
- BrightEra™ Panel
- Screen Fitting
  - H/V keystone adjustment
  - 4 corners and 4 sides
- Fine Lens Shift
- Flexible 1.45x Manual Zoom Standard Lens
- Blend-in Design
- Long-lasting Lamp
  - Recommended lamp replacement time 4000h (Standard mode)
- Synchronized Lamp and Filter Maintenance Cycle
- Auto Power Saving Function
  - Auto Mode (Auto Brightness Adjustment Function)
  - Blank
  - Lamp Dimming Function
- Convenient Terminals including dual HDMI

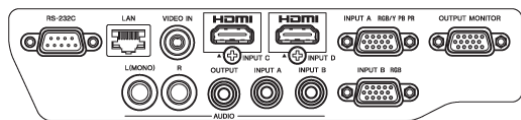
### Dimensions (Front) Unit: mm (inches)



### Dimensions (Bottom)



### Connector Panels



## XGA / 5,200 lm

Optical		
Light Output / Color Light Output	5200 lumens (Lamp mode: High) 4400 lumens (Lamp mode: Standard)	
LCD Panels	0.79" x 3 BrightEra LCD Panel	
Panel Display Resolution	XGA (1024 x 768 dots)	
Contrast Ratio	3,000:1 (Full white/full black) *1	
Light Source	Ultra high-pressure mercury lamp 280 W type	
Recommended Lamp Replacement Time*2	3000 H (Lamp mode: High) 4000 H (Lamp mode: Standard)	
Filter Cleaning Cycle*2	Max. 4000 H Same time as the lamp replacement is recommended	
Projection Lens	Zoom / Focus	Approx. 1.45 x Manual / Manual
	Lens Shift	Manual, Vertical +/- 3.3 % Horizontal +/- 2.5 %
	Throw Ratio	1.32:1 to 1.91:1
Screen Size	40" to 300"	
Interface		
Computer and Video Input/Output	INPUT A	Mini D-sub 15-pin (RGB/Y Pb Pr) (female) Audio: Stereo mini jack
	INPUT B	Mini D-sub 15-pin (female) Audio: Stereo mini jack
	INPUT C	HDMI
	INPUT D	HDMI
	VIDEO IN	Pin jack Audio : Pin jack (x2)
	Monitor OUT*3 Audio OUT*4	Mini D-sub 15-pin (female) Stereo mini jack (variable out)
Other Signal Input/Output	RS-232C	D-sub 9-pin (male)
	LAN	RJ-45, 10BASE-T/100BASE-TX
General		
Speaker	10 W x 1 (monaural)	
Scanning Frequency	H: 19 to 92 kHz, V: 48 to 92 Hz	
Display Resolution	Computer Signal Input	Maximum display resolution : 1600x1200 dots*5
	Video Signal Input	NTSC, PAL, SECAM, 480/60i, 576/50i, 480/60p, 576/50p, 720/60p, 720/50p, 1080/60i, 1080/50i
Color System	NTSC3.58, PAL, SECAM, NTSC4.43, PAL-M, PAL-N, PAL-60	
UPC Code	027242 88435 9	
EAN / JAN Code	49 05524 98948 9	
Power Requirements	AC 100 V to 240 V, 4.0 A to 1.7 A, 50 Hz / 60 Hz	
Power Consumption	389 W (AC 100 V-120 V) 367 W (AC 220 V-240 V)	
Standby Mode Power Consumption	3 W (Std) / <0.5 W (Low) (AC 100V-120 V) 3 W (Std) / <0.5 W (Low) (AC 220V-240 V)	
Dimensions (WxHxD) (without protrusion)	406 x 113 x 330.5 mm 15 31/32 x 4 7/16 x 13 "	
Mass	5.7 kg / 13 lb	
Optional Accessories		
Replacement Lamp	LMP-C280	
Service Parts		
Replacement Filter	4-415-960-01 (COVER, FILTER) 4-415-961-01 (MESH, FILTER) (Filters are cleanable)	
Replacement Remote	1-490-463-12 (RM-PJ8)	

\*1 The figures are the expected maintenance time and not guaranteed. They will depend on the environment or how the projector is used.

\*2 This value is average.

\*3 Not available in standby. From INPUT A and INPUT B.

\*4 Works as an audio switcher function. Output from a selected channel; not available in standby.

\*5 Available for the VESA Reduced Blanking signal.

visit [www.sony.com/projectors](http://www.sony.com/projectors) for details