

Key Features:

- **Mounting Kit for EVI-12 and EVI-15 Speaker Systems**
- **Provides Three Attachment Points for Secure Suspension of a Single Speaker Cabinet**

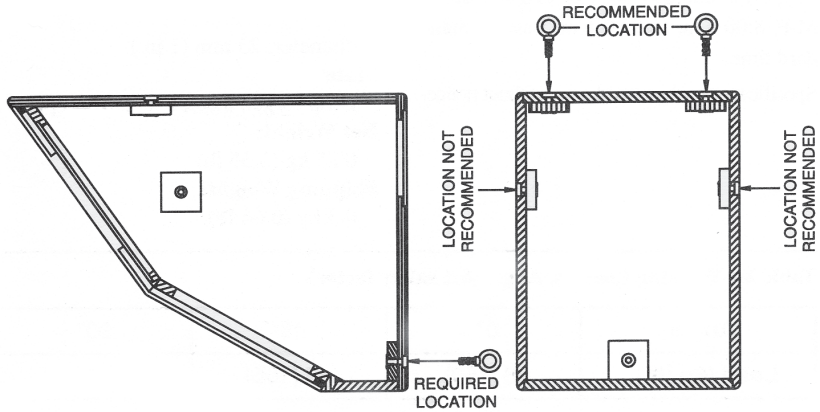


Figure 1 – Lifting Eyebolt Installation

General Description:

The EBK-1 attachment kit contains three lifting eyebolts which screw into the inserts provided on the EVI-12 and EVI-15 speakers. The lifting eyebolt attachment points can then be used to suspend the EVI speakers using hardware rated for overhead lifting.

Hanging Instructions:

The speaker is hung using one or two main lifting “chains” with a pull-up point in the back for aiming. Two lifting chains can be used to prevent the speaker from swaying, but both of the rigging hardware (shackles, etc.) must fit through the 25-mm (1-in.) opening.

Suspending any object is potentially dangerous and should be attempted only by individuals who have a thorough knowledge of the techniques and regulations of rigging objects overhead. Electro-Voice sanctions suspending the EVI speakers only when all current national, federal, state and local regulations are taken into account. When the EVI speaker is suspended, Electro-Voice strongly recommends that the system be inspected at least once a year. If any sign of weakness is detected, corrective action should be taken immediately.

Table 1 – EBK-1 Kit Contents

Part No.	Description
5542930	Three 3/8-16 x 32mm (1.25 in.) Lifting Shoulder Eyebolts

Installation Instructions (See Figure 1):

1. Remove the 3/8-16 shoulder bolts from the speaker.
2. Screw the lifting eyebolt into the insert until the shoulder has contacted the wood.
3. Finger tighten eyebolt until correct alignment position is obtained, a maximum of one complete turn (See Figure 2).

CAUTION: OVERTIGHTENING THE EYEBOLT WITH A WRENCH, SCREWDRIVER, ETC. CAN RESULT IN SYSTEM FAILURE AND INJURY.

4. Use certified hardware rated for overhead lifting to suspend the speaker (See Figure 3).

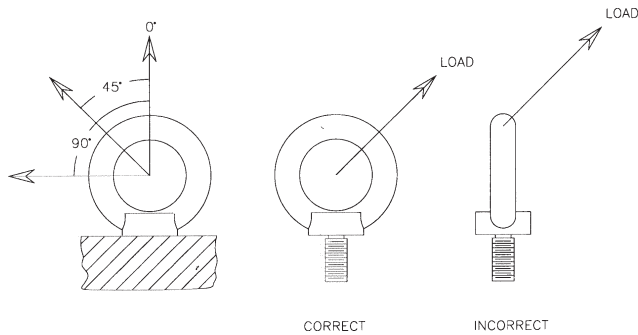


Figure 2 – Rigging Point and Load Angles

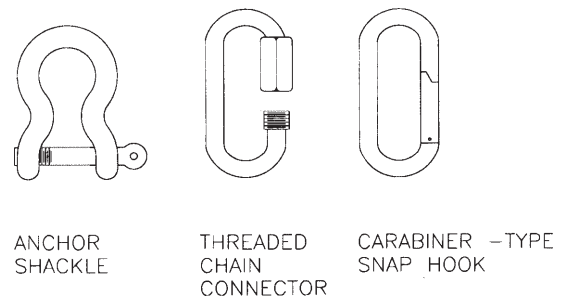


Figure 3 – Examples of Useful Rigging Hardware

Strength Rating:

The EBK-1 Attachment Kit and the EVI speaker enclosure are rated for suspending only one speaker (8:1 safety factor). **Hanging any additional weight from the speaker will exceed its strength rating and create an unsafe condition.** Table 2 lists the strength ratings for the 3/8-inch lifting eyebolts with an 8:1 safety factor. The lifting eyebolts are not rated for angles greater than 45 degrees (See Figure 2). An exception to this would be the lifting eyebolt which is used for speaker aiming and not for a main load-bearing point; the angle on that eyebolt can exceed 45 degrees.

Specifications:

Lifting Shoulder Eyebolts: 3/8-16 x 32 mm (1.25 in.) – eye diameter: 25 mm (1 in.)

Material: Drop forged steel, black nickel plated

Net Weight: 0.25 kg (0.55 lb)

Shipping Weight: 0.3 kg (0.66 lb)

Table 2 – Working Load vs. Angle (8:1 Safety Factor)

Angle	0°	45°	90°
Load	68 (150)	48 (105)	Not Rated



12000 Portland Avenue South, Burnsville, MN 55337
Phone: 952/884-4051, Fax: 952/884-0043

www.electrovoice.com

© Telex Communications, Inc. 3/2003

Part Number 534260 Rev B

U.S.A. and Canada only. For customer orders, contact Customer Service at:

800/392-3497 Fax: 800/955-6831

Europe, Africa, and Middle East only. For customer orders, contact Customer Service at:

+ 49 9421-706 0 Fax: + 49 9421-706 265

Other International locations. For customer orders, contact Customer Service at:

+ 1 952 884-4051 Fax: + 1 952 736-4212

For warranty repair or service information, contact the Service Repair department at:

800/685-2606

For technical assistance, contact Technical Support at: 866/78AUDIO

Specifications subject to change without notice.