

## Model No's.

# SEQR-8, SEQR-8K

## 8-step Rackmount Sequencers

Eight step rackmount sequencer in 1U chassis provides time delayed activation and deactivation of equipment with full or alternate sequence mode (ASM). Typically used in conjunction with Lowell's Remote Power Controls (RPC Series) and switches (RPS Series).

### Features

- Sequential power control allows connected equipment to be turned on/off in time delayed order up to 8 steps.
- Rear programmable dip switch for Alternate Sequence Mode operation
- Alternate Sequence Mode allows selected outputs to be bypassed for partial system operation (eg. rehearsals). Set 'Sequence Step Bypass' termination block on or off for each of the eight steps. Install separate ASM style remote switch to activate alternate sequence operation (order separately). *Note: The dry contact may also be activated using devices by others. Switches to control full sequence and alternate sequence operations may be installed side by side in Decora-style wall plates or rackmount device panels.*
- Alarm Interface: Integral override facilitates use in life safety applications where fire code mandates an alarm interface.
- LEDs provide visual status of connected equipment
- Front adjustable delay allows .5-10 seconds between steps.
- Steel chassis: 19"W x 1.75"H x 9"D. Black.
- Eight barrier strip control outputs
- Each of the eight control outputs includes switch contacts for connection to remote power control-activated equipment and auxiliary dry contacts for the sequential activation of accessory systems such as projector screens, etc. To sequentially activate RPC connected equipment, each switch output contact (common, switched relay) is connected via 2 conductors to an RPC Series remote power control (order separately) and then to the equipment to be sequentially activated. Note: Each output can be connected to one remote power control with a single piece of equipment or up to ten remote power controls, in daisy chain format, with multiple pieces of equipment each. To sequentially activate accessory systems and/or indicator devices, each control output includes auxiliary contacts (normally closed, common, normally open) with a rating of 5A for connection to peripheral devices.




- UL Listed power supply with input 100-240VAC, output 24VDC, 500mA, 6 ft. cord and four plug adaptors — NEMA 1-15 for North America (factory installed) Schuko CEE 7/16 for central Europe, BS1362 for the U.K., AS3112 for Australia/New Zealand.
- Choose rocker or key switch activation.

### A&E Specifications

The device for sequentially activating equipment shall be Lowell rackmount Model No. \_\_\_\_\_ which shall feature a \_\_\_\_\_ (key, rocker) activation switch, LEDs and front accessible trim pot for delay adjustment of sequence operation. Rear panel shall feature eight barrier strip terminals for remote power control units plus dry auxiliary contacts for accessory devices. It shall have a separate alarm interface connection and dip switch settings to bypass selected outputs.

Equipment to be controlled shall be connected to the sequencer using 2-conductor wire and Lowell's Remote Power Control \_\_\_\_\_ (RPC Series required, order separately). Rear panel shall include contacts to connect momentary switch \_\_\_\_\_ (RPSW-M, RPSB-M Series optional, order separately) for remote full sequence operation of sequencer and contacts for maintained style ASM switch \_\_\_\_\_ (RPSW-KP-ASM, RPSB-KP-ASM optional, order separately) to control alternate sequence operation.

Heard Everywhere Since 1947



**Actuation Switch**  
Starts sequence up or down.  
Activation in mid-cycle reverses direction of cycle.  
**Switch Style:** Rocker = SEQR-8, Key = SEQR-8K

**Green LED's** - Indicate progress of UP and DOWN sequence

**Delay** - Recessed trim pot with screwdriver adjust.

**8 Auxiliary Dry Contacts\***  
Normally Closed  
Common  
Normally Open

\* May be used to control other systems (projector screens, lighting, blinds, etc) or indicators. contact rating is 5A max.

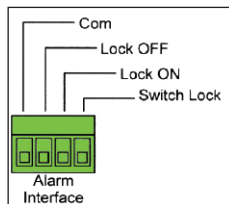
**8 Switch Contacts for Remote Power Controls\***

\*Up to 10 Remote Power Controls (RPC) units can be controlled by each sequencer step. Note: common connections from multiple remote RPC units (controlled by different sequence steps) can be consolidated into one conductor and connected to any common terminal at the sequencer.



Includes UL Listed Power Supply 24 VDC 500 mA

### Alarm System Interface



If required by local building code, facility usage, or the Fire Marshal; the system switches can be overridden and the system controlled by contact closures

provided the fire alarm panel or other similarly installed device. A maintained contact between the 'com' terminal and any of the terminals shown will provide the following functions.

**Lock Off:** A maintained contact between the 'com' terminal and the 'lock off' terminal will turn the system off and keep it off regardless of other switch activations. If the system is already off, it will be kept off.

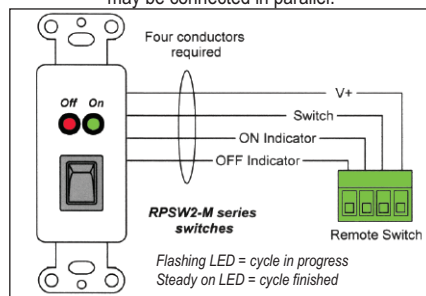
**Lock On:** A maintained contact between the 'com' terminal and the 'lock on' terminal will turn the system on and keep it on regardless of other switch activations. If the system is already on, it will be kept on.

**Switch Lock:** A maintained contact between the 'com' terminal and the 'switch lock' terminal will lock the system in its current state, either on or off, regardless of any other switch activations. Note: Switch lock function is overridden by External Trigger voltage.

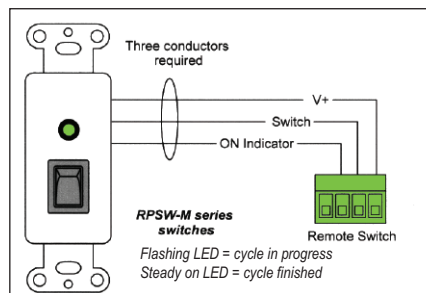
Caution: Do not allow alarm system to make more than one of the above described contacts at the same time. Controller board damage may result.

### Remote Switch(es)

Optional - up to 8 momentary switches may be connected in parallel.



**Momentary Switches with 2 LED's**  
Wallplate Series RPSW2-MP (white), RPSB2-MP (black), 1RU panel Model RPSB2-MR

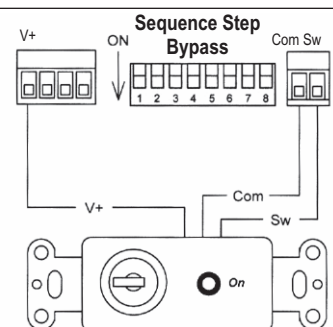


**Momentary Switches with 1 LED**  
Wallplate Series RPSW-MP (white), RPSB-MP (black), 1RU panel Model RPSB-MR

### Maximum wire distances

24ga.: 20,000 ft (approx. 3.5 miles), 22ga.: 31,200 ft (approx. 5.5 miles), 18ga.: 76,800 ft (approx 13.5 miles)

### Alternate Sequence Mode (ASM)



**Maintained ASM Switch with 1 LED (yellow)**  
Wallplate Series RPSW-KP-ASM (white), RPSB-KP-ASM (black),

Alternate Sequence Mode (ASM) allows for the bypassing of selected outputs for partial system operation (rehearsals, small events, etc.).

The easy-to-use bypass on the rear of the unit is a programmable DIP switch (See **Sequence Step Bypass** above). Choose steps to be bypassed and set the corresponding DIP switches. When contact closure is applied between 'Com' and 'Sw' the chosen steps will be skipped.

Remote switching in Alternate Sequence Mode requires a special keystone switch Model RPSW-KP-ASP (white) or RPSB-KP-ASP (black). Note: Systems can include both an ASM switch and a standard remote switch mounted separately or side by side.

Heard Everywhere Since 1947

## Technical Specifications:

Power Required:	100-240 VAC 500 mA max
Termination:	UL Listed 24 VDC output power supply
Actuation Switch:	Front panel rocker or key switch with momentary contacts (normally open SPST) plus rear barrier strip termination blocks for momentary (normally open) remote switches.
Delay between steps:	0.5 - 10 seconds (front screwdriver adjust)
Front Panel LED's	Red, Green and Yellow LED's with labeling indicate system status
External Control Connections:	Barrier strip terminal blocks
Auxiliary Contacts:	8 switched barrier strip dry contacts, (5A max). Each switch contact controls up to ten RPC Series remote power controls each.
Alarm Interface:	Lock on, lock off and switch lock functions for alarm system or master control panel applications.
Remote Switch Contacts	Single terminal block connects up to 8 momentary switches in parallel to activate sequencer from a remote location.
DIP Switch for ASM	Allows specified steps to be bypassed. Requires ASM Switch accessory
Chassis:	Steel with black powder epoxy paint finish.
Dimensions:	19"W x 1.75"H (1U) x 9"D
Weight:	12 lbs.

## Sequencer Model Number Summary

Model No.	Description	Power Required	On/Off Switch
SEQR-8	8 step rackmount sequencer with ASM, rocker switch	100-240 VAC 500 mA max	Rocker
SEQR-8K	8 step rackmount sequencer with ASM, key switch	100-240 VAC 500 mA max	Key

Note: Sequencers formerly known as no's. SCS8R-ASM, SCS8RK-ASM

## System Accessories (order separately)

### Remote Power Controls

RPC-15	Power Control — 15A, 1 duplex outlet, 7.5 x 3.25 x 1.75, 6 ft cord
RPC-20-CD	Power Control — 20A, 1 duplex outlet, 7.5 x 3.25 x 2.75, 6 ft cord
RPC-20-SCD	Power Control — 20A, 1 duplex outlet, 7.5 x 3.25 x 2.75, surge suppression, 6 ft cord
RPC-30-SHW	Power Control — 30A, 1 twistlock outlet, 7.5 x 3.25 x 2.75, 6 ft conduit

Remote Switches with MOMENTARY Closure (multiple switch use). Key lock versions also available.

RPSW-MP	Momentary Switch (1 gang wall plate) — SPST rocker switch with 1 LED
RPSW2-MP	Momentary Switch (1 gang wall plate) — SPST rocker switch with 2 LEDs
RPSB-MR	Momentary Switch (1U rack panel) — SPST rocker switch with 1 LED
RPSB2-MR	Momentary Switch (1U rack panel) — SPST rocker switch with 2 LEDs]

### Power Strips with Remote Power Control

ACS-1510-RPC	30" power strip with 10 (15A) outlets, detachable cord and remote power control
ACS-2010-RPC-HW	30" power strip with 10 (20A) outlets, flexible conduit (hardwired), and remote power control

### Surge Suppressors with Remote Power Control

ACSP-1502-RPC	Compact Surge Suppressor with remote power control, 2 (15A) outlets, cord
ACSP-2002-RPC	Compact Surge Suppressor with remote power control, 2 (20A) outlets, cord

Visit our website for additional accessories. ([www.lowellmfg.com](http://www.lowellmfg.com))